




KEMENTERIAN PERDAGANGAN
REPUBLIK INDONESIA

Bappebti/BSP/003/X/2011

STATISTIK PERDAGANGAN BERJANGKA INDONESIA

Futures Trading Statistics Indonesia

Vol. 3 Juli-September



Badan Pengawas Perdagangan Berjangka Komoditi (Bappebti)
Kementerian Perdagangan Republik Indonesia
Commodity Futures Trading Regulatory Agency
Ministry of Trade of Republic of Indonesia

1. Ikhtisar Pasar

Overview of The Market

Kontrak (Contract) / bulan (Month)	Olein (OLE) Jakarta Futures Exchange (JFX)			Olein (OLE10) Jakarta Futures Exchange (JFX)			Crude Palm Oil (CPOTR) Indonesia Commodity & Derivatives Exchange (ICDX)		
	Jun '11	Jul '11	Perubahan / Change	Jun '11	Jul '11	Perubahan / Change	Jun '11	Jul '11	Perubahan / Change
Uraian (Items)									
Hari perdagangan (hari) Trading Days (days)	22	21	-1	22	21	-1	22	21	-1
Jumlah Transaksi (kali) Frequency (times)	493	581	88	-	-	-	11,023	11,713	690
Volume Transaksi (lot) Volume (lots)	837	1,226	389	-	-	-	55,099	63,061	7962
Rata-rata Volume Harian (lot) Daily Volume Average (lots)	52	65	13	-	-	-	2.755	3.003	0.248
Volume Tertinggi (lot) High Volume (lots)	(22) 144	(19) 168	24	-	-	-	(23) 3.754	(26) 4.212	458
Volume Terendah (lot) Low Volume (lots)	(28) 8	(14) 8	0	-	-	-	(03) 1.824	(05) 2.400	576
Harga tertinggi (Rp) High Prices (Rp)	(09) 8.710	(15) 8.530	-180	-	-	-	(06) 10.300	(18) 9.165	-1135
Harga terendah (Rp) Low Prices (Rp)	(14) 8.200	(06) 7.610	-590	-	-	-	(17) 9.205	(06) 8.005	-1200
Rata-rata harga harian (Rp) Daily Price Average (Rp)	8,506	8,013	-493	8,506	8,013	-493	9,520	8,918	-602

Kontrak (Contract) / bulan (Month)	Emas / Gold (GOL) Jakarta Futures Exchange (JFX)			Emas / Gold (GOL250) Jakarta Futures Exchange (JFX)			Emas/Gold (GOLDGR) Indonesia Commodity & Derivatives Exchange (ICDX)		
	Uraian (Items)	Jun '11	Jul '11	Perubahan / Change	Jun '11	Jul '11	Perubahan / Change	Jun '11	Jul '11
Hari perdagangan (hari) Trading Days (days)	22	21	-1	22	21	-1	22	21	-1
Jumlah Transaksi (kali) Frequency (times)	188	202	14	331	343	12	551	479	-72
Volume Transaksi (lot) Volume (lots)	548	800	252	1,260	1,648	388	1,107	882	-225
Rata-rata Volume Harian (lot) Daily Volume Average (lots)	32	38	6	70	82	12	50	42	-8
Volume Tertinggi (lot) High Volume (lots)	(22) 74	(19) 136	62	(20) 188	(26) 268	80	(30) 232	(26) 152	-80
Volume Terendah (lot) Low Volume (lots)	(01) 6	(04) 6	0	(01) 6	(29) 8	2	(10) 1	(28) 2	1
Harga tertinggi (Rp) High Prices (Rp)	(23) 426.300	(26) 441.400	15,100	(23) 427.900	(26) 441.400	13,500	(06) 426.500	(04) 420.500	-6,000
Harga terendah (Rp) Low Prices (Rp)	(14) 417.600	(04) 411.500	-6,100	(15) 417.300	(04) 411.500	-5,800	(27) 412.700	(04) 420.500	7,800
Rata-rata harga harian (Rp) Daily Price Average (Rp)	421,444	427,367	5,923	421,444	427,367	5,923	424,345	435,967	11,622

Kontrak (Contract) / bulan (Month)	Gulir Emas / Rolling Gold (KGE) Jakarta Futures Exchange (JFX)			Gulir Emas / Rolling Gold (KGEUSD) Jakarta Futures Exchange (JFX)			Gulir Indeks Emas / Rolling Gold Index (KIE) Bursa Berjangka Jakarta (BBJ)		
	Jun '11	Jul '11	Perubahan / Change	Jun '11	Jul '11	Perubahan / Change	Jun '11	Jul '11	Perubahan / Change
Hari perdagangan (hari) Trading Days (days)	22	21	-1	22	21	-1	22	21	-1
Jumlah Transaksi (kali) Frequency (times)	-	-	-	150	132	-18	109	157	48
Volume Transaksi (lot) Volume (lots)	-	-	-	940	1,171	231	1,073	1,705	632
Rata-rata Volume Harian (lot) Daily Volume Average (lots)	-	-	-	78	90	12	107	122	15
Volume Tertinggi (lot) High Volume (lots)	-	-	-	(28) 200	(22) 202	2	(30) 320	(21) 543	223
Volume Terendah (lot) Low Volume (lots)	-	-	-	(17) 36	(27) 1	-35	(08) 6	(06) 6	0
Harga tertinggi (Rp) High Prices (Rp)	-	-	-	(20) 1.545	(29) 1.626	81	(30) 8.710	(20) 8.625	-10
Harga terendah (Rp) Low Prices (Rp)	-	-	-	(27) 1.500	(06) 1.512	12	(09) 8.515	(28) 8430	-85
Rata-rata harga harian (Rp) Daily Price Average (Rp)	420,929	430,398	9,469	1,529.00	1,575.00	46.00	8,563	8,531	-32

Kontrak (Contract) / bulan (Month)	Tunda Serah Emas GOLDUD Indonesia Commodity & Derivatives Exchange (ICDX)			Tunda Serah Emas GOLDID Indonesia Commodity & Derivatives Exchange (ICDX)		
	Jun '11	Jul '11	Perubahan / Change	Jun '11	Jul '11	Perubahan / Change
Uraian (Items)						
Hari perdagangan (hari) Trading Days (days)	22	21	-1	22	21	-1
Jumlah Transaksi (kali) Frequency (times)	1062	1822	760	293	198	-95
Volume Transaksi (lot) Volume (lots)	6499	5719	-780	630	418	-212
Rata-rata Volume Harian (lot) Daily Volume Average (lots)	295	272	-23	29	20	-9
Volume Tertinggi (lot) High Volume (lots)	(22) 1209	(12) 776	-433	(15) 70	(15) 32	-38
Volume Terendah (lot) Low Volume (lots)	(09) 88	(04) 75	-13	(29) 1	(29) 8	7
Harga tertinggi (Rp) High Prices (Rp)	(22) 1557.50	(29) 1632	75	(06) 1552.90	(29) 1630	77
Harga terendah (Rp) Low Prices (Rp)	(27) 1491.30	(01) 1478	-13	(27) 1492	(01) 1487	-5
Rata-rata harga harian (Rp) Daily Price Average (Rp)	1,528.20	1,574.00	46	1528.20	1,574.00	46

2. Harga Bulanan / Monthly Prices

Olein (OLE) Jakarta Futures Exchange (JFX)

Juli / July '11

Bulan Penyerahan /Delivery Months	Juli '11 (Rp/Kg)	Agus.'11 (Rp/Kg)	Sept.'11 (Rp/Kg)	Okt.'11 (Rp/Kg)	Nop.'11 (Rp/Kg)	Des.'11 (Rp/Kg)	Jan.'12 (Rp/Kg)
Uraian / Items							
Pembukaan <i>Open</i>	7,675	8,030	8,390	-	-	-	-
Tertinggi <i>High</i>	8,530	8,675	8,460	-	-	-	-
Terendah <i>Low</i>	7,610	8,000	8,390	-	-	-	-
Penutupan <i>Settlement</i>	8,530	8,575	8,510	8,505	8,495	8,490	8,505

Olein (OLE 10) Jakarta Futures Exchange (JFX)

Juli / July '11

Bulan Penyerahan /Delivery Months	Juli '11 (Rp/Kg)	Agus.'11 (Rp/Kg)	Sept.'11 (Rp/Kg)	Okt.'11 (Rp/Kg)	Nop.'11 (Rp/Kg)	Des.'11 (Rp/Kg)	Jan.'12 (Rp/Kg)
Uraian / Items							
Pembukaan <i>Open</i>	-	-	-	-	-	-	-
Tertinggi <i>High</i>	-	-	-	-	-	-	-
Terendah <i>Low</i>	-	-	-	-	-	-	-
Penutupan <i>Settlement</i>	8,530	8,575	8,510	8,505	8,495	8,490	8,505

Crude Palm Oil (CPOTR)

Indonesia Commodity & Derivatives Exchange (ICDX)

Juli/ July '11

Bulan Penyerahan / Delivery Months Uraian / Items	Juli '11 (Rp/Kg)	Agus.'11 (Rp/Kg)	Sept.'11 (Rp/Kg)	Okt.'11 (Rp/Kg)	Nop.'11 (Rp/Kg)	Des.'11 (Rp/Kg)	Jan.'12 (Rp/Kg)	Peb.'12 (Rp/Kg)	Mar.'12 (Rp/Kg)	Apr.'12 (Rp/Kg)	Mei.'12 (Rp/Kg)	Juni '12 (Rp/Kg)
Pembukaan <i>Open</i>	8,920	8,810	8,800	8,830	9,170	-	-	-	-	-	-	-
Tertinggi <i>High</i>	9,165	9,180	9,195	9,185	9,180	-	-	-	-	-	-	-
Terendah <i>Low</i>	8,005	8,780	8,750	8,735	8,740	-	-	-	-	-	-	-
Penutupan <i>Settlement</i>	8,925	9,045	8,960	8,915	8,915	8,915	8,915	8,915	8,915	8,915	8,915	8,915

Emas / Gold (GOL)

Jakarta Futures Exchange (JFX)

Juli/ July '11

Bulan Penyerahan / Delivery Months Uraian / Items	Juli '11 (Rp/gr)	Agts '11 (Rp/gr)	Sept '11 (Rp/gr)	Okt '11 (Rp/gr)
Pembukaan <i>Open</i>	414,500	415,500	416,500	442,750
Tertinggi <i>High</i>	441,400	442,000	443,000	443,000
Terendah <i>Low</i>	411,500	412,500	413,500	442,750
Penutupan <i>Settlement</i>	441,000	441,000	442,000	443,000

Emas / Gold (GOL250)

Jakarta Futures Exchange (JFX)

Juli/ July '11

Bulan Penyerahan / Delivery Months Uraian / Items	Juli '11 (Rp/gr)	Agts '11 (Rp/gr)	Sept '11 (Rp/gr)	Okt '11 (Rp/gr)
Pembukaan <i>Open</i>	411,500	416,000	439,000	411,500
Tertinggi <i>High</i>	441,100	441,800	447,100	444,250
Terendah <i>Low</i>	411,500	411,000	436,000	441,350
Penutupan <i>Settlement</i>	441,000	441,000	442,000	443,000

Emas / Gold (GOLDGR)
Indonesia Commodity & Derivatives Exchange (ICDX)

Juli/ July '11

Bulan Penyerahan / Delivery Months Uraian / Items	Juli '11 (Rp/gr)	Agus.'11 (Rp/gr)	Sept.'11 (Rp/gr)	Okt.'11 (Rp/gr)	Nop.'11 (Rp/gr)	Des.'11 (Rp/gr)	Jan.'12 (Rp/gr)	Peb.'12 (Rp/gr)	Mar.'12 (Rp/gr)	Apr.'12 (Rp/gr)	Mei.'12 (Rp/gr)	Juni '12 (Rp/gr)
Pembukaan <i>Open</i>	420,500	418,100	425,100	428,000	424,700	437,000	-	-	-	-	-	-
Tertinggi <i>High</i>	420,500	451,500	456,200	457,500	460,000	461,300	-	-	-	-	-	-
Terendah <i>Low</i>	420,500	410,500	419,000	423,800	424,000	436,800	-	-	-	-	-	-
Penutupan <i>Settlement</i>	448,700	451,200	453,800	456,600	459,300	462,100	464,900	467,700	470,500	473,300	476,100	479,000

Juli/ July '11

Kontrak / Contract Uraian / Items	Gulir Emas / Rolling Gold (KGE)	Gulir Emas / Rolling Gold (KGEUSD)	Gulir Indeks Emas / Rolling Gold Index (KIE)	Tunda Serah Emas (GOLDID)	Tunda Serah Emas (GOLDUD)
	(Rp/gr)	(USD/T.Ounce)	(Point)	(USD/T.Ounce)	(USD/T.Ounce)
	Jakarta Futures Exchange (JFX)			Indonesia Commodity & Derivatives Exchange (ICDX)	
Pembukaan <i>Open</i>	-	1,513.30	8,550	1,494.20	1,498.40
Tertinggi <i>High</i>	-	1,626.25	8,625	1,630.00	1,632.40
Terendah <i>Low</i>	-	1,511.80	8,430	1,487.40	1,478.40
Penutupan <i>Settlement</i>	441,359	1,626.85	8,501	1,625.60	1,625.60

3. Harga Harian / Daily Prices

Olein (OLE)
Jakarta Futures Exchange (JFX)

Juli / July '11

Tanggal / Date	Bulan Penyerahan / Delivery Months	Juli / July '11				Agustus / August '11				September / September '11				Oktober / October '11				
		Pembukaan Open (Rp/Kg)	Tertinggi High (Rp/Kg)	Terendah Low (Rp/Kg)	Penutupan Settlement (Rp/Kg)	Pembukaan Open (Rp/Kg)	Tertinggi High (Rp/Kg)	Terendah Low (Rp/Kg)	Penutupan Settlement (Rp/Kg)	Pembukaan Open (Rp/Kg)	Tertinggi High (Rp/Kg)	Terendah Low (Rp/Kg)	Penutupan Settlement (Rp/Kg)	Pembukaan Open (Rp/Kg)	Tertinggi High (Rp/Kg)	Terendah Low (Rp/Kg)	Penutupan Settlement (Rp/Kg)	
1-Jul-11	-	-	-	-	7,795	8,030	8,050	8,025	8,045	-	-	-	8,000	-	-	-	7,995	
4-Jul-11	-	-	-	-	7,770	8,040	8,055	8,030	8,055	-	-	-	8,025	-	-	-	8,015	
5-Jul-11	-	-	-	-	7,680	8,050	8,060	8,035	8,045	-	-	-	8,020	-	-	-	8,015	
6-Jul-11	-	7,675	7,685	7,610	7,810	8,040	8,065	8,040	8,050	-	-	-	8,025	-	-	-	8,020	
7-Jul-11	-	7,815	7,840	7,750	7,850	-	-	-	7,865	-	-	-	7,830	-	-	-	7,830	
8-Jul-11	-	-	-	-	8,060	-	-	-	8,075	-	-	-	8,055	-	-	-	8,055	
11-Jul-11	-	-	-	-	8,060	8,030	8,050	8,030	8,035	-	-	-	8,025	-	-	-	8,015	
12-Jul-11	-	-	-	-	8,050	8,030	8,060	8,030	8,050	-	-	-	8,025	-	-	-	8,015	
13-Jul-11	-	-	-	-	8,050	8,045	8,065	8,040	8,060	-	-	-	8,015	-	-	-	8,040	
14-Jul-11	-	-	-	-	8,490	8,055	8,060	8,045	8,050	-	-	-	8,045	-	-	-	8,035	
15-Jul-11	-	8,495	8,530	8,435	8,530	8,050	8,070	8,045	8,065	-	-	-	8,030	-	-	-	8,025	
18-Jul-11	-	-	-	-	-	8,000	8,110	8,000	8,565	-	-	-	8,550	-	-	-	8,530	
19-Jul-11	-	-	-	-	-	8,265	8,590	8,265	8,565	-	-	-	8,540	-	-	-	8,520	
20-Jul-11	-	-	-	-	-	8,500	8,590	8,500	8,600	8,390	8,420	8,390	8,415	-	-	-	8,410	
21-Jul-11	-	-	-	-	-	8,500	8,590	8,500	8,645	8,410	8,420	8,400	8,400	-	-	-	8,395	
22-Jul-11	-	-	-	-	-	8,600	8,650	8,510	8,635	8,400	8,425	8,400	8,420	-	-	-	8,415	
25-Jul-11	-	-	-	-	-	-	-	-	8,585	-	-	-	8,585	-	-	-	8,585	
26-Jul-11	-	-	-	-	-	8,500	8,590	8,500	8,560	8,435	8,450	8,435	8,435	-	-	-	8,435	
27-Jul-11	-	-	-	-	-	-	-	-	8,575	8,435	8,455	8,430	8,455	-	-	-	8,445	
28-Jul-11	-	-	-	-	-	8,450	8,540	8,450	8,650	8,450	8,460	8,440	8,440	-	-	-	8,425	
29-Jul-11	-	-	-	-	-	8,655	8,675	8,600	8,575	-	-	-	8,510	-	-	-	8,505	
Tertinggi High			(15)	8,530			(29)	8,675			(28)	8,460					-	
Terendah Low			(06)	7,610			(18)	8,000			(20)	8,390						-
Rata-Rata Average				8,013				8,302				8,231						8,225

Sambungan / Continued

Juli / July '11

Tanggal / Date	Bulan Penyerahan / Delivery Months	Nopember / November '11				Desember / December '11				Januari / January '12			
		Pembukaan Open (Rp/Kg)	Tertinggi High (Rp/Kg)	Terendah Low (Rp/Kg)	Penutupan Settlement (Rp/Kg)	Pembukaan Open (Rp/Kg)	Tertinggi High (Rp/Kg)	Terendah Low (Rp/Kg)	Penutupan Settlement (Rp/Kg)	Pembukaan Open (Rp/Kg)	Tertinggi High (Rp/Kg)	Terendah Low (Rp/Kg)	Penutupan Settlement (Rp/Kg)
1-Jul-11	-	-	-	-	7,995	-	-	-	7,995	-	-	-	-
4-Jul-11	-	-	-	-	8,005	-	-	-	8,010	-	-	-	-
5-Jul-11	-	-	-	-	8,015	-	-	-	8,035	-	-	-	-
6-Jul-11	-	-	-	-	8,010	-	-	-	8,025	-	-	-	-
7-Jul-11	-	-	-	-	7,830	-	-	-	7,835	-	-	-	-
8-Jul-11	-	-	-	-	8,060	-	-	-	8,065	-	-	-	-
11-Jul-11	-	-	-	-	8,020	-	-	-	8,025	-	-	-	-
12-Jul-11	-	-	-	-	8,020	-	-	-	8,025	-	-	-	-
13-Jul-11	-	-	-	-	8,035	-	-	-	8,045	-	-	-	-
14-Jul-11	-	-	-	-	8,025	-	-	-	8,005	-	-	-	-
15-Jul-11	-	-	-	-	8,010	-	-	-	8,005	-	-	-	-
18-Jul-11	-	-	-	-	8,520	-	-	-	8,515	-	-	-	8,525
19-Jul-11	-	-	-	-	8,520	-	-	-	8,540	-	-	-	8,550
20-Jul-11	-	-	-	-	8,405	-	-	-	8,400	-	-	-	8,400
21-Jul-11	-	-	-	-	8,390	-	-	-	8,385	-	-	-	8,390
22-Jul-11	-	-	-	-	8,415	-	-	-	8,415	-	-	-	8,410
25-Jul-11	-	-	-	-	8,575	-	-	-	8,575	-	-	-	8,570
26-Jul-11	-	-	-	-	8,435	-	-	-	8,435	-	-	-	8,435
27-Jul-11	-	-	-	-	8,455	-	-	-	8,445	-	-	-	8,440
28-Jul-11	-	-	-	-	8,425	-	-	-	8,435	-	-	-	8,435
29-Jul-11	-	-	-	-	8,495	-	-	-	8,490	-	-	-	8,505
Tertinggi High				-				-				-	
Terendah Low				-				-				-	
Rata-Rata Average				8,222				8,224				8,466	

Olein (OLE10)
Jakarta Futures Exchange (JFX)

Jul / July '11

Tanggal / Date	Bulan Penyerahan / Delivery Months	Juli / July '11				Agustus / August '11				September / September '11				Oktober / October '11			
		Pembukaan Open (Rp/Kg)	Tertinggi High (Rp/Kg)	Terendah Low (Rp/Kg)	Penutupan Settlement (Rp/Kg)	Pembukaan Open (Rp/Kg)	Tertinggi High (Rp/Kg)	Terendah Low (Rp/Kg)	Penutupan Settlement (Rp/Kg)	Pembukaan Open (Rp/Kg)	Tertinggi High (Rp/Kg)	Terendah Low (Rp/Kg)	Penutupan Settlement (Rp/Kg)	Pembukaan Open (Rp/Kg)	Tertinggi High (Rp/Kg)	Terendah Low (Rp/Kg)	Penutupan Settlement (Rp/Kg)
1-Jul-11	-	-	-	-	7,795	-	-	-	8,045	-	-	-	8,000	-	-	-	7,995
4-Jul-11	-	-	-	-	7,770	-	-	-	8,055	-	-	-	8,025	-	-	-	8,015
5-Jul-11	-	-	-	-	7,680	-	-	-	8,045	-	-	-	8,020	-	-	-	8,015
6-Jul-11	-	-	-	-	7,810	-	-	-	8,050	-	-	-	8,025	-	-	-	8,020
7-Jul-11	-	-	-	-	7,850	-	-	-	7,865	-	-	-	7,830	-	-	-	7,830
8-Jul-11	-	-	-	-	8,060	-	-	-	8,075	-	-	-	8,055	-	-	-	8,055
11-Jul-11	-	-	-	-	8,060	-	-	-	8,035	-	-	-	8,025	-	-	-	8,015
12-Jul-11	-	-	-	-	8,050	-	-	-	8,050	-	-	-	8,025	-	-	-	8,015
13-Jul-11	-	-	-	-	8,050	-	-	-	8,060	-	-	-	8,015	-	-	-	8,040
14-Jul-11	-	-	-	-	8,490	-	-	-	8,050	-	-	-	8,045	-	-	-	8,035
15-Jul-11	-	-	-	-	8,530	-	-	-	8,065	-	-	-	8,030	-	-	-	8,025
18-Jul-11	-	-	-	-	-	-	-	-	8,565	-	-	-	8,550	-	-	-	8,530
19-Jul-11	-	-	-	-	-	-	-	-	8,565	-	-	-	8,540	-	-	-	8,520
20-Jul-11	-	-	-	-	-	-	-	-	8,600	-	-	-	8,415	-	-	-	8,410
21-Jul-11	-	-	-	-	-	-	-	-	8,645	-	-	-	8,400	-	-	-	8,395
22-Jul-11	-	-	-	-	-	-	-	-	8,635	-	-	-	8,420	-	-	-	8,415
25-Jul-11	-	-	-	-	-	-	-	-	8,585	-	-	-	8,585	-	-	-	8,585
26-Jul-11	-	-	-	-	-	-	-	-	8,560	-	-	-	8,435	-	-	-	8,435
27-Jul-11	-	-	-	-	-	-	-	-	8,575	-	-	-	8,455	-	-	-	8,445
28-Jul-11	-	-	-	-	-	-	-	-	8,650	-	-	-	8,440	-	-	-	8,425
29-Jul-11	-	-	-	-	-	-	-	-	8,575	-	-	-	8,510	-	-	-	8,505
Tertinggi High	-	-	-	-	-	-	-	-	-	-	-	-	-	-	-	-	-
Terendah Low	-	-	-	-	-	-	-	-	-	-	-	-	-	-	-	-	-
Rata-Rata Average	-	-	8,013	-	-	-	8,302	-	-	-	8,231	-	-	-	8,225	-	-

Sambungan / Continued

Juni / June '11

Tanggal / Date	Bulan Penyerahan / Delivery Months	Nopember / November '11				Desember / December '11				Januari / January '12			
		Pembukaan Open (Rp/Kg)	Tertinggi High (Rp/Kg)	Terendah Low (Rp/Kg)	Penutupan Settlement (Rp/Kg)	Pembukaan Open (Rp/Kg)	Tertinggi High (Rp/Kg)	Terendah Low (Rp/Kg)	Penutupan Settlement (Rp/Kg)	Pembukaan Open (Rp/Kg)	Tertinggi High (Rp/Kg)	Terendah Low (Rp/Kg)	Penutupan Settlement (Rp/Kg)
1-Jul-11	-	-	-	-	7,995	-	-	-	7,995	-	-	-	-
4-Jul-11	-	-	-	-	8,005	-	-	-	8,010	-	-	-	-
5-Jul-11	-	-	-	-	8,015	-	-	-	8,035	-	-	-	-
6-Jul-11	-	-	-	-	8,010	-	-	-	8,025	-	-	-	-
7-Jul-11	-	-	-	-	7,830	-	-	-	7,835	-	-	-	-
8-Jul-11	-	-	-	-	8,060	-	-	-	8,065	-	-	-	-
11-Jul-11	-	-	-	-	8,020	-	-	-	8,025	-	-	-	-
12-Jul-11	-	-	-	-	8,020	-	-	-	8,025	-	-	-	-
13-Jul-11	-	-	-	-	8,035	-	-	-	8,045	-	-	-	-
14-Jul-11	-	-	-	-	8,025	-	-	-	8,005	-	-	-	-
15-Jul-11	-	-	-	-	8,010	-	-	-	8,005	-	-	-	-
18-Jul-11	-	-	-	-	8,520	-	-	-	8,515	-	-	-	8,525
19-Jul-11	-	-	-	-	8,520	-	-	-	8,540	-	-	-	8,550
20-Jul-11	-	-	-	-	8,405	-	-	-	8,400	-	-	-	8,400
21-Jul-11	-	-	-	-	8,390	-	-	-	8,385	-	-	-	8,390
22-Jul-11	-	-	-	-	8,415	-	-	-	8,415	-	-	-	8,410
25-Jul-11	-	-	-	-	8,575	-	-	-	8,575	-	-	-	8,570
26-Jul-11	-	-	-	-	8,435	-	-	-	8,435	-	-	-	8,435
27-Jul-11	-	-	-	-	8,455	-	-	-	8,445	-	-	-	8,440
28-Jul-11	-	-	-	-	8,425	-	-	-	8,435	-	-	-	8,435
29-Jul-11	-	-	-	-	8,495	-	-	-	8,490	-	-	-	8,505
Tertinggi High	-	-	-	-	-	-	-	-	-	-	-	-	-
Terendah Low	-	-	-	-	-	-	-	-	-	-	-	-	-
Rata-Rata Average	-	-	8,222	-	-	-	8,224	-	-	-	8,466	-	-

Crude Palm Oil (CPOTR)
Indonesia Commodity & Derivatives Exchange (ICDX)

Juli / July '11

Tanggal / Date	Juli / July '11				Agustus / August '11				September / September '11			
	Bulan Penyerahan / Delivery Month	Pembukaan Open (Rp/Kg)	Tertinggi High (Rp/Kg)	Terendah Low (Rp/Kg)	Penutupan Settlement (Rp/Kg)	Pembukaan Open (Rp/Kg)	Tertinggi High (Rp/Kg)	Terendah Low (Rp/Kg)	Penutupan Settlement (Rp/Kg)	Pembukaan Open (Rp/Kg)	Tertinggi High (Rp/Kg)	Terendah Low (Rp/Kg)
1-Jul-11	8,920	8,920	8,920	8,885	8,810	8,925	8,810	8,715	8,800	8,895	8,800	8,715
4-Jul-11	8,905	9,090	8,905	8,860	8,955	8,955	8,880	8,780	8,910	8,945	8,815	8,770
5-Jul-11	8,860	8,860	8,860	8,815	8,915	8,925	8,810	8,710	8,855	8,875	8,780	8,685
6-Jul-11	8,005	8,005	8,005	8,735	8,815	8,860	8,780	8,715	8,755	8,855	8,750	8,700
7-Jul-11	8,875	8,875	8,875	8,875	8,885	8,900	8,875	8,775	8,825	8,895	8,790	8,775
8-Jul-11	8,935	8,935	8,930	8,905	9,025	9,025	8,940	8,805	9,010	9,025	8,920	8,810
11-Jul-11	8,965	8,965	8,950	8,950	8,960	8,960	8,910	8,855	8,905	8,985	8,855	8,815
12-Jul-11	8,965	8,965	8,950	8,845	8,960	8,960	8,910	8,660	8,905	8,985	8,855	8,645
13-Jul-11	8,970	8,970	8,970	9,055	9,010	9,020	8,915	8,815	8,860	8,975	8,850	8,815
14-Jul-11	-	-	-	9,025	9,020	9,130	9,020	9,010	8,950	9,125	8,940	9,015
15-Jul-11	-	-	-	8,965	9,040	9,125	9,040	8,935	9,070	9,115	9,025	8,910
18-Jul-11	9,150	9,165	8,960	8,925	9,080	9,145	8,920	8,915	9,060	9,115	8,890	8,900
19-Jul-11	-	-	-	-	9,020	9,095	8,905	8,950	9,000	9,075	8,890	8,930
20-Jul-11	-	-	-	-	9,095	9,155	9,060	9,060	9,010	9,170	8,970	9,060
21-Jul-11	-	-	-	-	9,180	9,180	9,090	9,085	9,155	9,195	9,080	9,045
22-Jul-11	-	-	-	-	-	-	-	9,115	8,890	8,990	8,890	9,050
25-Jul-11	-	-	-	-	-	-	-	9,040	8,995	9,085	8,780	8,930
26-Jul-11	-	-	-	-	-	-	-	9,075	8,860	8,925	8,795	9,010
27-Jul-11	-	-	-	-	-	-	-	9,120	8,955	8,980	8,840	9,050
28-Jul-11	-	-	-	-	-	-	-	9,095	8,825	8,900	8,785	9,015
29-Jul-11	-	-	-	-	-	-	-	9,045	8,790	8,950	8,785	8,960
Tertinggi High		(18) 9,165				(21) 9,180				(21) 9,195		
Terendah Low		(06) 8,005				(06) 8,780				(06) 8,750		
Rata-Rata Average		8,903				8,918				8,886		

Sambungan / Continued

Juli / July '11

Tanggal / Date	Oktober / October '11				Nopember / November '11				Desember / December '11			
	Bulan Penyerahan / Delivery Month	Pembukaan Open (Rp/Kg)	Tertinggi High (Rp/Kg)	Terendah Low (Rp/Kg)	Penutupan Settlement (Rp/Kg)	Pembukaan Open (Rp/Kg)	Tertinggi High (Rp/Kg)	Terendah Low (Rp/Kg)	Penutupan Settlement (Rp/Kg)	Pembukaan Open (Rp/Kg)	Tertinggi High (Rp/Kg)	Terendah Low (Rp/Kg)
1-Jul-11	8,830	8,890	8,775	8,675	-	-	-	8,675	-	-	-	8,675
4-Jul-11	8,855	8,935	8,830	8,725	-	-	-	8,725	-	-	-	8,725
5-Jul-11	8,890	8,900	8,735	8,675	-	-	-	8,675	-	-	-	8,675
6-Jul-11	8,740	8,835	8,740	8,670	-	-	-	8,670	-	-	-	8,670
7-Jul-11	8,790	8,885	8,790	8,755	-	-	-	8,755	-	-	-	8,755
8-Jul-11	9,010	9,010	8,915	8,805	-	-	-	8,805	-	-	-	8,805
11-Jul-11	8,950	8,990	8,860	8,810	-	-	-	8,810	-	-	-	8,810
12-Jul-11	8,950	8,990	8,860	8,650	-	-	-	8,650	-	-	-	8,650
13-Jul-11	8,800	8,975	8,795	8,810	-	-	-	8,810	-	-	-	8,810
14-Jul-11	9,030	9,120	8,990	8,990	-	-	-	8,990	-	-	-	8,990
15-Jul-11	9,115	9,115	9,010	8,905	-	-	-	8,905	-	-	-	8,905
18-Jul-11	-	-	-	8,900	-	-	-	8,900	-	-	-	8,900
19-Jul-11	8,950	9,055	8,880	8,895	-	-	-	8,895	-	-	-	8,895
20-Jul-11	8,975	9,150	8,945	9,010	-	-	-	9,010	-	-	-	9,010
21-Jul-11	9,185	9,185	9,070	9,005	9,170	9,180	8,990	9,005	-	-	-	9,005
22-Jul-11	8,905	9,080	8,900	8,955	9,125	9,125	8,890	8,955	-	-	-	8,955
25-Jul-11	8,935	9,075	8,780	8,850	8,915	9,105	8,770	8,850	-	-	-	8,850
26-Jul-11	8,865	8,930	8,810	8,940	8,740	8,930	8,740	8,940	-	-	-	8,940
27-Jul-11	8,935	8,955	8,890	9,000	8,950	8,950	8,880	9,000	-	-	-	9,000
28-Jul-11	8,860	8,925	8,785	8,975	8,900	8,920	8,785	8,975	-	-	-	8,975
29-Jul-11	8,865	9,035	8,785	8,915	8,850	9,005	8,770	8,915	-	-	-	8,915
Tertinggi High		(21) 9,185				(21) 9,180				-		
Terendah Low		(05) 8,735				(26) 8,740				-		
Rata-Rata Average		8,853				8,853				8,853		

Sambungan / Continued

Juli / July '11

Tanggal / Date	Bulan Penyerahan / Delivery Months	Januari / January '12				Pebruari / February '12				Maret / March '12			
		Pembukaan Open (Rp/Kg)	Tertinggi High (Rp/Kg)	Terendah Low (Rp/Kg)	Penutupan Settlement (Rp/Kg)	Pembukaan Open (Rp/Kg)	Tertinggi High (Rp/Kg)	Terendah Low (Rp/Kg)	Penutupan Settlement (Rp/Kg)	Pembukaan Open (Rp/Kg)	Tertinggi High (Rp/Kg)	Terendah Low (Rp/Kg)	Penutupan Settlement (Rp/Kg)
1-Jul-11	-	-	-	-	8.675	-	-	-	8.675	-	-	-	8.675
4-Jul-11	-	-	-	-	8.725	-	-	-	8.725	-	-	-	8.725
5-Jul-11	-	-	-	-	8.675	-	-	-	8.675	-	-	-	8.675
6-Jul-11	-	-	-	-	8.670	-	-	-	8.670	-	-	-	8.670
7-Jul-11	-	-	-	-	8.755	-	-	-	8.755	-	-	-	8.755
8-Jul-11	-	-	-	-	8.805	-	-	-	8.805	-	-	-	8.805
11-Jul-11	-	-	-	-	8.810	-	-	-	8.810	-	-	-	8.810
12-Jul-11	-	-	-	-	8.650	-	-	-	8.650	-	-	-	8.650
13-Jul-11	-	-	-	-	8.810	-	-	-	8.810	-	-	-	8.810
14-Jul-11	-	-	-	-	8.990	-	-	-	8.990	-	-	-	8.990
15-Jul-11	-	-	-	-	8.905	-	-	-	8.905	-	-	-	8.905
18-Jul-11	-	-	-	-	8.900	-	-	-	8.900	-	-	-	8.900
19-Jul-11	-	-	-	-	8.895	-	-	-	8.895	-	-	-	8.895
20-Jul-11	-	-	-	-	9.010	-	-	-	9.010	-	-	-	9.010
21-Jul-11	-	-	-	-	9.005	-	-	-	9.005	-	-	-	9.005
22-Jul-11	-	-	-	-	8.955	-	-	-	8.955	-	-	-	8.955
25-Jul-11	-	-	-	-	8.850	-	-	-	8.850	-	-	-	8.850
26-Jul-11	-	-	-	-	8.940	-	-	-	8.940	-	-	-	8.940
27-Jul-11	-	-	-	-	9.000	-	-	-	9.000	-	-	-	9.000
28-Jul-11	-	-	-	-	8.975	-	-	-	8.975	-	-	-	8.975
29-Jul-11	-	-	-	-	8.915	-	-	-	8.915	-	-	-	8.915
Tertinggi High		-	-	-		-	-	-		-	-	-	
Terendah Low		-	-	-		-	-	-		-	-	-	
Rata-Rata Average			8,853				8,853				8,853		

Sambungan / Continued

Juli / July '11

Tanggal / Date	Bulan Penyerahan / Delivery Months	April / April '12				Mei / May '12				Juni / July '12			
		Pembukaan Open (Rp/Kg)	Tertinggi High (Rp/Kg)	Terendah Low (Rp/Kg)	Penutupan Settlement (Rp/Kg)	Pembukaan Open (Rp/Kg)	Tertinggi High (Rp/Kg)	Terendah Low (Rp/Kg)	Penutupan Settlement (Rp/Kg)	Pembukaan Open (Rp/Kg)	Tertinggi High (Rp/Kg)	Terendah Low (Rp/Kg)	Penutupan Settlement (Rp/Kg)
1-Jul-11	-	-	-	-	8.675	-	-	-	8.675	-	-	-	8.675
4-Jul-11	-	-	-	-	8.725	-	-	-	8.725	-	-	-	8.725
5-Jul-11	-	-	-	-	8.675	-	-	-	8.675	-	-	-	8.675
6-Jul-11	-	-	-	-	8.670	-	-	-	8.670	-	-	-	8.670
7-Jul-11	-	-	-	-	8.755	-	-	-	8.755	-	-	-	8.755
8-Jul-11	-	-	-	-	8.805	-	-	-	8.805	-	-	-	8.805
11-Jul-11	-	-	-	-	8.810	-	-	-	8.810	-	-	-	8.810
12-Jul-11	-	-	-	-	8.650	-	-	-	8.650	-	-	-	8.650
13-Jul-11	-	-	-	-	8.810	-	-	-	8.810	-	-	-	8.810
14-Jul-11	-	-	-	-	8.990	-	-	-	8.990	-	-	-	8.990
15-Jul-11	-	-	-	-	8.905	-	-	-	8.905	-	-	-	8.905
18-Jul-11	-	-	-	-	8.900	-	-	-	8.900	-	-	-	8.900
19-Jul-11	-	-	-	-	8.895	-	-	-	8.895	-	-	-	8.895
20-Jul-11	-	-	-	-	9.010	-	-	-	9.010	-	-	-	9.010
21-Jul-11	-	-	-	-	9.005	-	-	-	9.005	-	-	-	9.005
22-Jul-11	-	-	-	-	8.955	-	-	-	8.955	-	-	-	8.955
25-Jul-11	-	-	-	-	8.850	-	-	-	8.850	-	-	-	8.850
26-Jul-11	-	-	-	-	8.940	-	-	-	8.940	-	-	-	8.940
27-Jul-11	-	-	-	-	9.000	-	-	-	9.000	-	-	-	9.000
28-Jul-11	-	-	-	-	8.975	-	-	-	8.975	-	-	-	8.975
29-Jul-11	-	-	-	-	8.915	-	-	-	8.915	-	-	-	8.915
Tertinggi High		-	-	-		-	-	-		-	-	-	
Terendah Low		-	-	-		-	-	-		-	-	-	
Rata-Rata Average			8,853				8,853				8,853		

Emas / Gold (GOL)
Jakarta Futures Exchange (JFX)

Juli / July '11

Tgl Date	Juli / July '11				Agustus / August '11				September / September '11				Oktober / October '11			
	Pembukaan Open (Rp/gram)	Tertinggi High (Rp/gram)	Terendah Low (Rp/gram)	Penutupan Settlement (Rp/gram)	Pembukaan Open (Rp/gram)	Tertinggi High (Rp/gram)	Terendah Low (Rp/gram)	Penutupan Settlement (Rp/gram)	Pembukaan Open (Rp/gram)	Tertinggi High (Rp/gram)	Terendah Low (Rp/gram)	Penutupan Settlement (Rp/gram)	Pembukaan Open (Rp/gram)	Tertinggi High (Rp/gram)	Terendah Low (Rp/gram)	Penutupan Settlement (Rp/gram)
1-Jul-11	414,500	414,500	414,500	414,500	415,500	415,500	415,500	415,500	416,500	416,500	416,500	416,500	-	-	-	-
4-Jul-11	411,500	411,500	411,500	411,500	412,500	412,500	412,500	412,500	413,500	413,500	413,500	413,500	-	-	-	-
5-Jul-11	412,500	412,500	412,500	412,500	413,500	413,500	413,500	413,500	414,500	414,500	414,500	414,500	-	-	-	-
6-Jul-11	415,750	415,750	415,750	415,750	416,750	416,750	416,750	416,750	417,750	417,750	417,750	417,750	-	-	-	-
7-Jul-11	419,000	419,000	419,000	419,000	420,000	420,000	420,000	420,000	421,000	421,000	421,000	421,000	-	-	-	-
8-Jul-11	419,250	419,250	419,250	419,250	420,250	420,250	420,250	420,250	421,250	421,250	421,250	421,250	-	-	-	-
11-Jul-11	421,750	421,750	421,750	421,750	422,750	422,750	422,750	422,750	423,750	423,750	423,750	423,750	-	-	-	-
12-Jul-11	424,500	424,500	424,500	424,500	425,500	425,500	425,500	425,500	426,500	426,500	426,500	426,500	-	-	-	-
13-Jul-11	428,750	428,750	428,750	428,750	429,750	429,750	429,750	429,750	430,750	430,750	430,750	430,750	-	-	-	-
14-Jul-11	432,500	432,500	432,500	432,500	433,500	433,500	433,500	433,500	434,500	434,500	434,500	434,500	-	-	-	-
15-Jul-11	431,500	431,500	431,500	431,500	432,500	432,500	432,500	432,500	433,500	433,500	433,500	433,500	-	-	-	-
18-Jul-11	434,000	434,000	433,600	434,400	435,000	435,000	435,000	435,000	436,000	436,000	436,000	436,000	-	-	-	-
19-Jul-11	437,750	437,900	437,300	437,600	438,750	438,750	438,750	438,750	439,750	439,750	439,750	439,750	-	-	-	-
20-Jul-11	437,000	437,900	437,000	436,250	436,750	436,750	436,750	436,750	437,750	437,750	437,750	437,750	-	-	-	-
21-Jul-11	438,000	438,000	436,000	436,450	439,000	439,000	439,000	439,000	440,000	440,000	440,000	440,000	-	-	-	-
22-Jul-11	435,000	435,400	434,600	435,400	436,000	436,000	436,000	436,000	437,000	437,000	437,000	437,000	-	-	-	-
25-Jul-11	440,000	440,000	440,000	440,000	441,000	441,000	441,000	441,000	442,000	442,000	442,000	442,000	-	-	-	-
26-Jul-11	441,000	441,400	440,600	441,000	442,000	442,000	442,000	442,000	443,000	443,000	443,000	443,000	-	-	-	-
27-Jul-11	-	-	-	-	440,750	440,750	440,750	440,750	441,750	441,750	441,750	441,750	442,750	442,750	442,750	442,750
28-Jul-11	-	-	-	-	441,000	441,300	440,550	441,300	442,000	442,000	442,000	442,000	443,000	443,000	443,000	443,000
29-Jul-11	-	-	-	-	441,000	441,000	441,000	441,000	442,000	442,000	442,000	442,000	443,000	443,000	443,000	443,000
Tertinggi High		(26)	441,400		(26)	442,000			(26)	443,000			(29)	443,000		
Terendah Low		(04)	411,500		(04)	412,500			(04)	413,500			(27)	442,750		
Rata-Rata Average			427,367			430,193				431,179				442,917		

Emas / Gold (GOL250)
Jakarta Futures Exchange (JFX)

Juli / July '11

Tgl Date	Juli / July '11				Agustus / August '11				September / September '11				Oktober / October '11			
	Pembukaan Open (Rp/gram)	Tertinggi High (Rp/gram)	Terendah Low (Rp/gram)	Penutupan Settlement (Rp/gram)	Pembukaan Open (Rp/gram)	Tertinggi High (Rp/gram)	Terendah Low (Rp/gram)	Penutupan Settlement (Rp/gram)	Pembukaan Open (Rp/gram)	Tertinggi High (Rp/gram)	Terendah Low (Rp/gram)	Penutupan Settlement (Rp/gram)	Pembukaan Open (Rp/gram)	Tertinggi High (Rp/gram)	Terendah Low (Rp/gram)	Penutupan Settlement (Rp/gram)
1-Jul-11	-	-	-	414,500	-	-	-	415,500	-	-	-	416,500	-	-	-	-
4-Jul-11	-	-	-	411,500	416,000	418,200	412,500	412,500	-	-	-	413,500	-	-	-	-
5-Jul-11	-	-	-	412,500	411,000	413,200	411,000	413,500	-	-	-	414,500	-	-	-	-
6-Jul-11	411,500	413,500	411,500	415,750	412,500	416,500	412,500	416,750	-	-	-	417,750	-	-	-	-
7-Jul-11	416,000	418,000	416,000	419,000	416,800	420,200	416,800	420,000	-	-	-	421,000	-	-	-	-
8-Jul-11	420,000	422,000	420,000	419,250	421,000	423,000	420,100	420,250	-	-	-	421,250	-	-	-	-
11-Jul-11	420,000	422,000	420,000	421,750	420,200	423,250	420,200	422,750	-	-	-	423,750	-	-	-	-
12-Jul-11	422,000	424,000	422,000	424,500	423,000	425,500	423,000	425,500	-	-	-	426,500	-	-	-	-
13-Jul-11	424,000	428,800	424,000	428,750	430,000	430,000	425,000	429,750	-	-	-	430,750	-	-	-	-
14-Jul-11	427,000	429,000	427,000	432,500	428,000	434,500	428,000	433,500	-	-	-	434,500	-	-	-	-
15-Jul-11	432,000	434,000	432,000	431,500	433,700	436,500	432,000	432,500	-	-	-	433,500	-	-	-	-
18-Jul-11	432,000	434,000	431,000	434,400	432,400	436,300	432,400	435,000	-	-	-	436,000	-	-	-	-
19-Jul-11	431,000	433,000	431,000	437,600	432,000	438,000	432,000	438,750	-	-	-	439,750	-	-	-	-
20-Jul-11	436,500	438,000	436,000	436,250	438,800	439,000	436,800	436,750	-	-	-	437,750	-	-	-	-
21-Jul-11	435,000	437,000	435,000	436,450	436,000	439,400	436,000	439,000	-	-	-	440,000	-	-	-	-
22-Jul-11	435,700	436,600	435,700	435,700	438,000	440,000	436,000	436,000	439,000	441,000	439,000	437,000	-	-	-	-
25-Jul-11	-	-	-	440,000	435,000	441,000	435,000	441,000	436,000	438,000	436,000	442,000	-	-	-	-
26-Jul-11	440,000	441,100	440,000	441,800	441,800	441,800	440,800	442,000	441,000	446,300	440,100	443,000	-	-	-	-
27-Jul-11	-	-	-	-	-	-	-	440,750	443,500	447,100	442,000	441,750	442,150	444,250	441,350	442,750
28-Jul-11	-	-	-	-	441,000	441,700	441,000	441,300	444,000	444,800	441,500	442,000	441,500	443,950	441,150	443,000
29-Jul-11	-	-	-	-	-	-	-	441,000	442,000	443,800	442,000	442,000	-	-	-	443,000
Tertinggi High		(26)	441,100		(26)	441,800			(27)	447,100			(27)	444,250		
Terendah Low		(06)	411,500		(05)	411,000			(25)	436,000			(28)	441,350		
Rata-Rata Average			427,367			430,193				431,179				442,917		

Emas / Gold (GOLDGR)
Indonesia Commodity & Derivatives Exchange (ICDX)

Juli / July '11

Tgl Date	Juli / July '11				Agustus / August '11				September / September '11				Oktober / October '11			
	Pembukaan Open (Rp/gram)	Tertinggi High (Rp/gram)	Terendah Low (Rp/gram)	Penutupan Settlement (Rp/gram)	Pembukaan Open (Rp/gram)	Tertinggi High (Rp/gram)	Terendah Low (Rp/gram)	Penutupan Settlement (Rp/gram)	Pembukaan Open (Rp/gram)	Tertinggi High (Rp/gram)	Terendah Low (Rp/gram)	Penutupan Settlement (Rp/gram)	Pembukaan Open (Rp/gram)	Tertinggi High (Rp/gram)	Terendah Low (Rp/gram)	Penutupan Settlement (Rp/gram)
1-Jul-11	-	-	-	412,300	418,100	418,100	410,900	414,700	425,100	425,100	419,000	417,100	428,000	428,000	426,700	419,600
4-Jul-11	420,500	420,500	420,500	414,000	413,000	418,600	410,500	416,400	421,900	421,900	421,500	418,800	423,800	424,300	423,800	421,400
5-Jul-11	-	-	-	420,100	-	-	-	422,500	-	-	-	425,000	424,500	428,000	424,500	427,600
6-Jul-11	-	-	-	423,600	-	-	-	426,000	428,000	428,300	428,000	428,500	-	-	-	431,100
7-Jul-11	-	-	-	424,600	420,000	430,100	420,000	427,000	432,800	432,800	432,800	429,500	435,200	435,200	435,200	432,100
8-Jul-11	-	-	-	427,100	419,300	419,300	419,300	429,600	430,600	433,800	430,600	432,100	433,100	433,100	433,100	434,700
11-Jul-11	-	-	-	429,900	420,900	431,600	420,900	432,400	434,500	434,600	434,500	434,900	436,900	440,400	436,900	437,500
12-Jul-11	-	-	-	435,600	432,300	432,300	424,400	438,000	438,400	444,400	438,400	440,600	440,600	440,600	440,000	443,300
13-Jul-11	-	-	-	438,900	427,300	427,300	426,800	441,400	444,700	444,700	442,500	444,000	444,600	450,500	444,600	446,600
14-Jul-11	-	-	-	439,200	429,200	442,700	428,900	441,700	447,900	447,900	445,100	444,200	449,500	449,500	449,500	446,900
15-Jul-11	-	-	-	441,600	-	-	-	444,100	446,100	446,100	446,100	446,700	448,600	450,500	448,600	449,400
18-Jul-11	-	-	-	446,000	-	-	-	448,500	450,500	450,500	450,500	451,100	-	-	-	453,800
19-Jul-11	-	-	-	441,000	435,500	435,500	435,500	443,500	452,800	452,800	452,800	446,100	454,400	454,400	449,800	448,800
20-Jul-11	-	-	-	443,500	431,500	441,500	431,500	446,000	448,300	448,500	448,300	448,600	449,900	451,500	449,900	451,300
21-Jul-11	-	-	-	440,500	-	-	-	443,000	449,900	449,900	447,900	445,600	453,400	453,400	450,000	448,300
22-Jul-11	-	-	-	443,400	440,000	440,000	440,000	445,900	449,800	449,800	449,800	448,500	450,200	453,000	450,200	451,200
25-Jul-11	-	-	-	446,800	-	-	-	449,300	454,100	455,100	453,900	452,000	456,800	457,500	456,500	454,700
26-Jul-11	-	-	-	447,700	451,500	451,500	451,500	450,300	453,200	453,300	450,100	452,900	454,400	455,900	453,000	455,600
27-Jul-11	-	-	-	444,800	451,000	451,000	451,000	447,300	453,300	453,300	453,300	449,900	455,400	456,400	455,400	452,600
28-Jul-11	-	-	-	446,000	-	-	-	448,500	-	-	-	451,100	455,900	456,100	455,900	453,800
29-Jul-11	-	-	-	448,700	-	-	-	451,200	452,100	452,100	452,100	453,800	-	-	-	456,600
Tertinggi High	(04) 420,500				(26) 451,500				(29) 456,200				(25) 457,500			
Terendah Low	(04) 420,500				(04) 410,500				(01) 419,000				(04) 423,800			
Rata-Rata Average	435,967				438,443				441,000				443,662			

Sambungan / Continued

Juli / July '11

Tanggal Date	November / November '11				Desember / December '11				Januari / January '12				Februari / February '12			
	Pembukaan Open (Rp/gram)	Tertinggi High (Rp/gram)	Terendah Low (Rp/gram)	Penutupan Settlement (Rp/gram)	Pembukaan Open (Rp/gram)	Tertinggi High (Rp/gram)	Terendah Low (Rp/gram)	Penutupan Settlement (Rp/gram)	Pembukaan Open (Rp/gram)	Tertinggi High (Rp/gram)	Terendah Low (Rp/gram)	Penutupan Settlement (Rp/gram)	Pembukaan Open (Rp/gram)	Tertinggi High (Rp/gram)	Terendah Low (Rp/gram)	Penutupan Settlement (Rp/gram)
1-Jul-11	424,700	424,700	424,000	422,200	-	-	-	424,700	-	-	-	427,300	-	-	-	429,900
4-Jul-11	426,100	426,100	426,100	423,900	-	-	-	426,500	-	-	-	429,100	-	-	-	431,700
5-Jul-11	-	-	-	430,100	-	-	-	432,800	-	-	-	435,400	-	-	-	438,000
6-Jul-11	-	-	-	433,700	-	-	-	436,300	-	-	-	439,000	-	-	-	441,600
7-Jul-11	-	-	-	434,700	437,000	437,100	437,000	437,300	-	-	-	440,000	-	-	-	442,700
8-Jul-11	-	-	-	437,300	436,800	436,900	436,800	439,900	-	-	-	442,600	-	-	-	445,300
11-Jul-11	-	-	-	440,100	-	-	-	442,800	-	-	-	445,500	-	-	-	448,200
12-Jul-11	450,400	450,400	450,400	445,900	442,900	443,000	442,700	448,600	-	-	-	451,400	-	-	-	454,100
13-Jul-11	448,600	448,600	448,600	449,300	448,500	448,600	448,500	452,000	-	-	-	454,800	-	-	-	457,500
14-Jul-11	-	-	-	449,600	-	-	-	452,300	-	-	-	455,100	-	-	-	457,800
15-Jul-11	452,500	452,500	452,500	452,100	451,500	451,500	451,300	454,900	-	-	-	457,700	-	-	-	460,400
18-Jul-11	455,800	456,000	455,800	456,600	454,500	454,600	454,500	459,300	-	-	-	462,200	-	-	-	464,900
19-Jul-11	457,100	457,100	457,000	451,500	459,400	459,900	459,300	454,200	-	-	-	457,000	-	-	-	459,700
20-Jul-11	-	-	-	454,000	-	-	-	456,800	-	-	-	459,600	-	-	-	462,300
21-Jul-11	456,800	456,800	456,700	451,000	-	-	-	453,700	-	-	-	456,500	-	-	-	459,200
22-Jul-11	-	-	-	453,900	-	-	-	456,700	-	-	-	459,500	-	-	-	462,200
25-Jul-11	459,300	459,300	459,300	457,400	-	-	-	460,200	-	-	-	463,000	-	-	-	465,800
26-Jul-11	458,400	458,800	458,200	458,300	461,100	461,300	460,400	461,100	-	-	-	463,900	-	-	-	466,700
27-Jul-11	458,500	460,000	458,500	455,300	459,600	460,900	457,900	458,000	-	-	-	460,800	-	-	-	463,600
28-Jul-11	-	-	-	456,500	-	-	-	459,300	-	-	-	462,100	-	-	-	464,900
29-Jul-11	459,500	459,500	459,500	459,300	457,300	457,500	457,300	462,100	-	-	-	464,900	-	-	-	467,700
Tertinggi High	(27) 460,000				(26) 461,300				-				-			
Terendah Low	(01) 424,000				(28) 436,800				-				-			
Rata-Rata Average	446,319				449,024				451,781				454,486			

Sambungan / Continued

Juni / June '11

Tanggal / Date	Bulan Penyerahan / Delivery Months	Maret / March '12				April / April '12				Mei / May '12				Juni / June '12			
		Pembukaan Open (Rp/gram)	Tertinggi High (Rp/gram)	Terendah Low (Rp/gram)	Penutupan Settlement (Rp/gram)	Pembukaan Open (Rp/gram)	Tertinggi High (Rp/gram)	Terendah Low (Rp/gram)	Penutupan Settlement (Rp/gram)	Pembukaan Open (Rp/gram)	Tertinggi High (Rp/gram)	Terendah Low (Rp/gram)	Penutupan Settlement (Rp/gram)	Pembukaan Open (Rp/gram)	Tertinggi High (Rp/gram)	Terendah Low (Rp/gram)	Penutupan Settlement (Rp/gram)
1-Jul-11	-	-	-	-	432,500	-	-	-	435,100	-	-	-	437,700	-	-	-	440,300
4-Jul-11	-	-	-	-	434,300	-	-	-	436,900	-	-	-	439,500	-	-	-	442,200
5-Jul-11	-	-	-	-	440,700	-	-	-	443,300	-	-	-	446,000	-	-	-	448,700
6-Jul-11	-	-	-	-	444,300	-	-	-	447,600	-	-	-	449,700	-	-	-	452,400
7-Jul-11	-	-	-	-	445,300	-	-	-	448,000	-	-	-	450,700	-	-	-	453,400
8-Jul-11	-	-	-	-	447,900	-	-	-	450,600	-	-	-	453,300	-	-	-	456,100
11-Jul-11	-	-	-	-	450,900	-	-	-	453,600	-	-	-	456,300	-	-	-	459,100
12-Jul-11	-	-	-	-	456,800	-	-	-	459,500	-	-	-	459,500	-	-	-	462,300
13-Jul-11	-	-	-	-	460,300	-	-	-	463,000	-	-	-	463,000	-	-	-	465,800
14-Jul-11	-	-	-	-	460,600	-	-	-	463,300	-	-	-	463,300	-	-	-	466,100
15-Jul-11	-	-	-	-	463,200	-	-	-	465,900	-	-	-	465,900	-	-	-	468,700
18-Jul-11	-	-	-	-	467,700	-	-	-	470,500	-	-	-	473,300	-	-	-	476,200
19-Jul-11	-	-	-	-	462,500	-	-	-	465,200	-	-	-	468,000	-	-	-	470,800
20-Jul-11	-	-	-	-	465,100	-	-	-	467,900	-	-	-	470,700	-	-	-	473,500
21-Jul-11	-	-	-	-	461,900	-	-	-	464,700	-	-	-	467,500	-	-	-	470,300
22-Jul-11	-	-	-	-	465,000	-	-	-	467,800	-	-	-	470,600	-	-	-	473,400
25-Jul-11	-	-	-	-	468,600	-	-	-	471,400	-	-	-	471,400	-	-	-	474,200
26-Jul-11	-	-	-	-	469,500	-	-	-	472,300	-	-	-	472,300	-	-	-	475,100
27-Jul-11	-	-	-	-	466,400	-	-	-	469,200	-	-	-	472,000	-	-	-	474,800
28-Jul-11	-	-	-	-	467,700	-	-	-	470,500	-	-	-	473,300	-	-	-	476,100
29-Jul-11	-	-	-	-	470,500	-	-	-	473,300	-	-	-	476,100	-	-	-	479,000
Tertinggi High																	
Terendah Low																	
Rata-Rata Average			457,224				459,981				461,910				464,690		

Gulir Emas / Rolling Gold (KGE)
 Jakarta Futures Exchange (JFX)

Tanggal / Date	Bulan / Month	Juni / June '11			
		Pembukaan Open (Rp/gram)	Tertinggi High (Rp/gram)	Terendah Low (Rp/gram)	Penutupan Settlement (Rp/gram)
1-Jul-11	-	-	-	-	409,937
4-Jul-11	-	-	-	-	410,067
5-Jul-11	-	-	-	-	412,001
6-Jul-11	-	-	-	-	415,911
7-Jul-11	-	-	-	-	418,425
8-Jul-11	-	-	-	-	418,382
11-Jul-11	-	-	-	-	423,357
12-Jul-11	-	-	-	-	426,282
13-Jul-11	-	-	-	-	432,095
14-Jul-11	-	-	-	-	437,261
15-Jul-11	-	-	-	-	433,849
18-Jul-11	-	-	-	-	440,016
19-Jul-11	-	-	-	-	441,073
20-Jul-11	-	-	-	-	435,526
21-Jul-11	-	-	-	-	438,790
22-Jul-11	-	-	-	-	436,040
25-Jul-11	-	-	-	-	444,072
26-Jul-11	-	-	-	-	440,338
27-Jul-11	-	-	-	-	442,576
28-Jul-11	-	-	-	-	441,010
29-Jul-11	-	-	-	-	441,359
Tertinggi High					
Terendah Low					
Rata-Rata Average			430,398		

Gulir Emas / Rolling Gold (KGEUSD)
 Jakarta Futures Exchange (JFX)

Tanggal / Date	Bulan / Month	Juni / June '11			
		Pembukaan Open (USD/T.Ounce)	Tertinggi High (USD/T.Ounce)	Terendah Low (USD/T.Ounce)	Penutupan Settlement (USD/T.Ounce)
1-Jul-11	-	-	-	-	1,487.75
4-Jul-11	-	-	-	-	1,495.95
5-Jul-11	-	-	-	-	1,515.90
6-Jul-11	-	1,513	1,514	1,512	1,529.30
7-Jul-11	-	-	-	-	1,532.45
8-Jul-11	-	-	-	-	1,544.05
11-Jul-11	-	-	-	-	1,553.65
12-Jul-11	-	1,544.80	1,552.00	1,544.80	1,568.20
13-Jul-11	-	1,568.50	1,577.15	1,564.85	1,583.35
14-Jul-11	-	1,588.60	1,589.20	1,587.90	1,586.80
15-Jul-11	-	1,579.60	1,580.90	1,579.30	1,593.75
18-Jul-11	-	-	-	-	1,604.85
19-Jul-11	-	-	-	-	1,588.45
20-Jul-11	-	1,592.20	1,596.80	1,592.20	1,600.70
21-Jul-11	-	1,601.00	1,601.00	1,597.60	1,590.60
22-Jul-11	-	1,589.50	1,595.60	1,589.40	1,601.65
25-Jul-11	-	1,612.00	1,612.80	1,611.80	1,614.15
26-Jul-11	-	1,613.10	1,613.10	1,611.40	1,619.80
27-Jul-11	-	1,617.95	1,617.95	1,617.95	1,614.40
28-Jul-11	-	1,607.85	1,607.85	1,604.15	1,616.80
29-Jul-11	-	1,618.20	1,626.25	1,618.20	1,626.85
Tertinggi High			(29) 1,626.25		
Terendah Low			(06) 1,511.80		
Rata-Rata Average			1,574.73		

Gulir Indeks Emas / Rolling Gold Index (KIE)
 Jakarta Futures Exchange (JFX)

Tanggal / Date	Bulan / Month	Juni / June '11			
		Pembukaan Open (Point)	Tertinggi High (Point)	Terendah Low (Point)	Penutupan Settlement (Point)
1-Jul-11	-	-	-	-	8,547
4-Jul-11	-	8,550	8,555	8,550	8,524
5-Jul-11	-	8,520	8,525	8,520	8,540
6-Jul-11	-	8,535	8,540	8,535	8,539
7-Jul-11	-	8,535	8,540	8,535	8,534
8-Jul-11	-	8,530	8,535	8,530	8,513
11-Jul-11	-	8,520	8,520	8,515	8,526
12-Jul-11	-	-	-	-	8,573
13-Jul-11	-	-	-	-	8,549
14-Jul-11	-	-	-	-	8,532
15-Jul-11	-	-	-	-	8,537
18-Jul-11	-	8,540	8,565	8,540	8,558
19-Jul-11	-	8,560	8,560	8,548	8,550
20-Jul-11	-	8,600	8,625	8,600	8,539
21-Jul-11	-	8,531	8,600	8,500	8,538
22-Jul-11	-	8,523	8,528	8,520	8,530
25-Jul-11	-	8,526	8,550	8,524	8,528
26-Jul-11	-	-	-	-	8,503
27-Jul-11	-	8,488	8,530	8,450	8,489
28-Jul-11	-	8,497	8,530	8,430	8,500
29-Jul-11	-	-	-	-	8,501
Tertinggi High			(20) 8,625		
Terendah Low			(28) 8,430		
Rata-Rata Average			8,531		

Tunda Serah Emas (GOLDID)
Indonesia Commodity & Derivatives Exchange (ICDX)

Tanggal / Date	Juni / June '11				
	Bulan Penyerahan / Delivery Month	Pembukaan Open (USD/T.Ounce)	Tertinggi High (USD/T.Ounce)	Terendah Low (USD/T.Ounce)	Penutupan Settlement (USD/T.Ounce)
1-Jul-11		1,494.20	1,494.20	1,487.40	1,486.50
4-Jul-11		1,492.60	1,495.30	1,492.60	1,496.10
5-Jul-11		1,496.90	1,515.00	1,495.30	1,515.90
6-Jul-11		1,513.20	1,532.50	1,513.20	1,528.10
7-Jul-11		1,527.80	1,530.00	1,527.80	1,531.90
8-Jul-11		1,531.90	1,544.50	1,527.40	1,544.50
11-Jul-11		1,543.70	1,556.00	1,543.70	1,553.50
12-Jul-11		1,550.00	1,571.90	1,545.00	1,567.50
13-Jul-11		1,566.60	1,585.90	1,565.40	1,580.70
14-Jul-11		1,583.00	1,591.60	1,583.00	1,585.10
15-Jul-11		1,583.30	1,589.80	1,578.20	1,593.20
18-Jul-11		1,595.80	1,606.00	1,595.00	1,605.50
19-Jul-11		1,602.20	1,607.20	1,602.20	1,587.90
20-Jul-11		1,590.30	1,591.30	1,585.80	1,599.60
21-Jul-11		1,601.50	1,601.50	1,588.70	1,590.50
22-Jul-11		1,590.40	1,600.00	1,585.00	1,602.20
25-Jul-11		1,614.30	1,619.70	1,610.90	1,614.10
26-Jul-11		1,614.30	1,614.30	1,609.00	1,619.50
27-Jul-11		1,621.60	1,624.00	1,610.00	1,613.90
28-Jul-11		1,615.50	1,617.30	1,604.00	1,615.60
29-Jul-11		1,615.20	1,630.00	1,615.20	1,625.60
Tertinggi High		(29) 1,630.00			
Terendah Low		(01) 1,487.40			
Rata-Rata Average		1,574.16			

Tunda Serah Emas (GOLDUD)
Indonesia Commodity & Derivatives Exchange (ICDX)

Tanggal / Date	Juni / June '11				
	Bulan Penyerahan / Delivery Month	Pembukaan Open (USD/T.Ounce)	Tertinggi High (USD/T.Ounce)	Terendah Low (USD/T.Ounce)	Penutupan Settlement (USD/T.Ounce)
1-Jul-11		1,498.40	1,498.90	1,478.40	1,486.50
4-Jul-11		1,492.60	1,495.50	1,492.40	1,496.10
5-Jul-11		1,497.80	1,515.20	1,493.70	1,515.90
6-Jul-11		1,513.80	1,530.60	1,513.70	1,528.10
7-Jul-11		1,528.10	1,533.40	1,523.80	1,531.90
8-Jul-11		1,531.90	1,544.80	1,527.30	1,544.50
11-Jul-11		1,544.40	1,556.20	1,542.60	1,553.50
12-Jul-11		1,552.70	1,573.30	1,541.60	1,567.50
13-Jul-11		1,566.30	1,587.70	1,564.80	1,580.70
14-Jul-11		1,586.70	1,592.80	1,579.50	1,585.10
15-Jul-11		1,582.40	1,593.00	1,576.70	1,593.20
18-Jul-11		1,595.70	1,606.80	1,591.30	1,605.50
19-Jul-11		1,602.20	1,609.80	1,583.70	1,587.90
20-Jul-11		1,588.00	1,600.30	1,582.50	1,599.60
21-Jul-11		1,600.00	1,604.50	1,586.20	1,590.50
22-Jul-11		1,590.50	1,606.20	1,584.60	1,602.20
25-Jul-11		1,614.50	1,619.80	1,609.80	1,614.10
26-Jul-11		1,613.30	1,618.00	1,608.30	1,619.50
27-Jul-11		1,622.60	1,628.50	1,610.20	1,613.90
28-Jul-11		1,614.80	1,618.30	1,603.80	1,615.60
29-Jul-11		1,614.80	1,632.40	1,611.20	1,625.60
Tertinggi High		(29) 1,632.40			
Terendah Low		(01) 1,478.40			
Rata-Rata Average		1,574.16			

4. Jumlah dan Volume Transaksi, dan Open Interest Frequency and Volume, and Open Interest

Olein (OLE)
Jakarta Futures Exchange (JFX)

Tanggal (Date)	Bulan (Month)	Juli / July '11		
		Transaksi (kali) Frequency (times)	Volume (lot) Volume (lots)	Open Interest (lots)
1		8	14	1
4		8	14	1
5		8	14	1
6		26	32	1
7		40	40	2
8		-	-	-
11		6	18	2
12		11	20	2
13		11	20	2
14		8	8	2
15		94	94	2
18		90	130	-
19		74	168	-
20		65	160	-
21		18	108	-
22		28	132	-
25		-	-	-
26		20	92	-
27		6	10	-
28		18	108	-
29		42	44	-
Tertinggi High		(15) 94	(19) 168	(15) 2
Terendah Low		(27) 6	(14) 8	(06) 1
Rata-Rata Average		30	65	2

Olein (OLE10)
Jakarta Futures Exchange (JFX)

Tanggal (Date)	Bulan (Month)	Juli / July '11		
		Transaksi (kali) Frequency (times)	Volume (lot) Volume (lots)	Open Interest (lots)
1		-	-	-
4		-	-	-
5		-	-	-
6		-	-	-
7		-	-	-
8		-	-	-
11		-	-	-
12		-	-	-
13		-	-	-
14		-	-	-
15		-	-	-
18		-	-	-
19		-	-	-
20		-	-	-
21		-	-	-
22		-	-	-
25		-	-	-
26		-	-	-
27		-	-	-
28		-	-	-
29		-	-	-
Tertinggi High		-	-	-
Terendah Low		-	-	-
Rata-Rata Average		-	-	-

Crude Palm Oil (CPOTR)
Indonesia Commodity & Derivatives Exchange (ICDX)

Tanggal (Date)	Bulan (Month)	Juli / July '11		
		Transaksi (kali) Frequency (times)	Volume (lot) Volume (lots)	Open Interest (lots)
1		369	2641	4
4		429	3261	4
5		329	2400	3
6		314	2689	4
7		358	2559	4
8		375	2554	4
11		557	2954	4
12		300	2625	3
13		407	2766	-
14		521	3847	-
15		689	3435	-
18		664	3070	10
19		547	2987	9
20		571	2680	6
21		629	3075	-
22		627	2656	-
25		653	2906	-
26		1108	4212	-
27		848	3466	-
28		863	3684	-
29		555	2594	-
Tertinggi High		(26) 1108	(26) 4212	(18) 10
Terendah Low		(12) 300	(05.) 2400	(12) 3
Rata-Rata Average		558	3003	5

Emas / Gold (GOL)
Jakarta Futures Exchange (JFX)

Tanggal (Date)	Juli / July '11		
	Transaksi (kali) Frequency (times)	Volume (lot) Volume (lots)	Open Interest (lots)
1	6	6	2
4	6	6	2
5	6	6	2
6	6	6	2
7	6	6	2
8	6	6	2
11	6	6	2
12	6	6	2
13	6	6	2
14	6	6	2
15	6	6	2
18	16	56	2
19	22	136	2
20	14	104	2
21	16	106	2
22	16	106	2
25	6	6	2
26	18	102	2
27	6	6	-
28	16	106	-
29	6	6	-
<i>Tertinggi High</i>	(19) 22	(19) 136	(26) 2
<i>Terendah Low</i>	(29) 6	(29) 6	(26) 2
<i>Rata-Rata Average</i>	10	38	2

Emas / Gold (GOL250)
Jakarta Futures Exchange (JFX)

Tanggal (Date)	Juli / July '11		
	Transaksi (kali) Frequency (times)	Volume (lot) Volume (lots)	Open Interest (lots)
1	-	-	-
4	6	20	10
5	6	20	10
6	10	26	10
7	9	24	10
8	12	44	10
11	8	24	10
12	6	16	10
13	10	26	10
14	6	16	10
15	11	30	10
18	22	104	10
19	17	126	10
20	34	220	10
21	17	126	10
22	23	162	10
25	10	36	10
26	50	268	10
27	40	138	-
28	42	214	-
29	4	8	-
<i>Tertinggi High</i>	(26) 50	(26) 268	(26) 10
<i>Terendah Low</i>	(29) 4	(29) 8	(26) 10
<i>Rata-Rata Average</i>	17	82	10

Emas / Gold (GOLDGR)
Indonesia Commodity & Derivatives Exchange (ICDX)

Tanggal (Date)	Juli / July '11		
	Transaksi (kali) Frequency (times)	Volume (lot) Volume (lots)	Open Interest (lots)
1	24	24	1
4	9	9	-
5	8	8	-
6	3	3	-
7	6	29	-
8	6	25	-
11	18	26	-
12	43	104	-
13	13	31	-
14	8	11	-
15	16	37	-
18	19	40	-
19	36	67	-
20	10	26	-
21	40	56	-
22	27	27	-
25	38	38	-
26	87	152	-
27	52	109	-
28	2	2	-
29	14	58	-
<i>Tertinggi High</i>	(26) 87	(26) 152	(01) 1
<i>Terendah Low</i>	(28) 2	(28) 2	(01) 1
<i>Rata-Rata Average</i>	23	42	1

Gulir Emas / Rolling Gold (KGE)
Jakarta Futures Exchange (JFX)

Tanggal (Date)	Bulan (Month)	Juli / July '11		
		Transaksi (kali) Frequency (times)	Volume (lot) Volume (lots)	Open Interest (lots)
1		-	-	-
4		-	-	-
5		-	-	-
6		-	-	-
7		-	-	-
8		-	-	-
11		-	-	-
12		-	-	-
13		-	-	-
14		-	-	-
15		-	-	-
18		-	-	-
19		-	-	-
20		-	-	-
21		-	-	-
22		-	-	-
25		-	-	-
26		-	-	-
27		-	-	-
28		-	-	-
29		-	-	-
Tertinggi High		-	-	-
Terendah Low		-	-	-
Rata-Rata Average		-	-	-

Gulir Emas / Rolling Gold (KGEUSD)
Jakarta Futures Exchange (JFX)

Tanggal (Date)	Bulan (Month)	Juli / July '11		
		Transaksi (kali) Frequency (times)	Volume (lot) Volume (lots)	Open Interest (lots)
1		-	-	-
4		-	-	-
5		-	-	-
6		10	50	-
7		-	-	-
8		-	-	-
11		-	-	-
12		5	8	4
13		41	115	7
14		8	80	7
15		10	110	7
18		-	-	-
19		-	-	-
20		10	100	7
21		10	200	7
22		12	202	7
25		10	200	7
26		11	101	8
27		1	1	9
28		2	2	11
29		2	2	13
Tertinggi High		(13) 41	(22) 202	(29) 13
Terendah Low		(27) 1	(27) 1	(12) 4
Rata-Rata Average		10	90	7.83

Gulir Indeks Emas/Rolling Gold Index (KIE)
Jakarta Futures Exchange (JFX)

Tanggal (Date)	Bulan (Month)	Juli / July '11		
		Transaksi (kali) Frequency (times)	Volume (lot) Volume (lots)	Open Interest (lots)
1		-	-	-
4		2	8	121
5		2	8	121
6		2	6	121
7		2	10	121
8		2	6	121
11		2	6	121
12		-	-	-
13		-	-	-
14		-	-	-
15		-	-	-
18		12	139	121
19		8	90	121
20		3	11	121
21		51	543	121
22		13	174	121
25		11	124	121
26		-	-	-
27		19	260	121
28		28	320	121
29		-	-	-
Tertinggi High		(21) 51	(21) 543	(28) 121
Terendah Low		(11) 2	(11) 6	(28) 121
Rata-Rata Average		11	122	121

Tunda Serah Emas (GOLDID)
Indonesia Commodity & Derivatives Exchange (ICDX)

Tanggal (Date)	Bulan (Month)	Juli / July '11		
		Transaksi (kali) <i>Frequency (times)</i>	Volume (lot) <i>Volume (lots)</i>	Open Interest (lots)
1		8	26	-
4		5	16	-
5		16	31	-
6		20	29	-
7		3	11	-
8		12	26	-
11		6	16	-
12		19	27	-
13		14	21	-
14		6	10	-
15		9	32	-
18		9	17	-
19		8	19	-
20		8	20	-
21		5	13	-
22		5	11	-
25		14	27	-
26		5	17	-
27		17	29	-
28		5	12	-
29		4	8	-
Tertinggi <i>High</i>		(06) 20	(15) 32	-
Terendah <i>Low</i>		(07) 3	(29) 8	-
Rata-Rata <i>Average</i>		9	20	-

Tunda Serah Emas (GOLDUD)
Indonesia Commodity & Derivatives Exchange (ICDX)

Tanggal (Date)	Bulan (Month)	Juli / July '11		
		Transaksi (kali) <i>Frequency (times)</i>	Volume (lot) <i>Volume (lots)</i>	Open Interest (lots)
1		112	485	-
4		12	75	-
5		94	342	-
6		38	203	-
7		19	123	-
8		26	167	-
11		51	235	-
12		264	776	-
13		134	421	-
14		117	330	-
15		67	284	-
18		173	460	-
19		97	336	-
20		83	212	-
21		198	357	-
22		70	184	-
25		24	76	-
26		28	80	-
27		133	284	-
28		39	119	-
29		43	170	-
Tertinggi <i>High</i>		(12) 264	(12) 776	-
Terendah <i>Low</i>		(04) 12	(04) 75	-
Rata-Rata <i>Average</i>		87	272	-

5. Jumlah dan Volume Transaksi, *Open Interest* dan Hari Perdagangan Selama Lima Tahun
Frequency and Volume, Open Interest and Trading Days for Five Years

Olefin (OLE)
 Jakarta Futures Exchange (JFX)

No.	Bulan / Month	Transaksi (Kali)/Frequency (Times)					Volume (lot) /Volume (Lots)					Open Interest pada akhir bulan (lot) / Open Interest at the End of This Month (Lots)					Hari Perdagangan / Trading Days (Days)				
		2007	2008	2009	2010	2011	2007	2008	2009	2010	2011	2007	2008	2009	2010	2011	2007	2008	2009	2010	2011
1	Januari/January	98	-	6	-	162	262	-	10	-	414	-	-	-	-	-	20	19	19	20	21
2	Pebruari/February	65	-	2	-	228	45	-	4	-	532	-	-	-	-	-	20	20	20	19	18
3	Maret/March	89	-	2	-	581	117	-	4	-	927	-	-	-	-	-	17	20	20	22	23
4	April/April	157	-	2	-	375	218	-	4	-	767	-	-	-	-	-	22	21	21	21	20
5	Mei/May	79	15	2	-	572	450	15	4	-	899	-	-	-	-	-	20	20	20	21	22
6	Juni/June	90	16	2	-	493	136	16	4	-	837	-	-	-	-	-	21	22	22	22	22
7	Juli/July	41	4	-	-	581	62	4	-	-	1,226	-	-	-	-	-	22	22	22	22	21
8	Agustus/August	31	42	66	83		47	64	98	156		-	-	-	-	-	20	20	20	22	
9	September/September	22	46	-	191		26	106	-	437		-	-	-	-	-	20	18	18	19	
10	Oktober /October	1	74	-	135		1	184	-	389		-	-	-	-	-	20	22	22	21	
11	Nopember/November	2	29	-	134		2	69	-	440		-	-	-	-	-	20	20	20	21	
12	Desember/December	-	14	-	112		-	14	-	278		-	-	-	-	-	19	21	21	21	

Olein (OLE10)
Jakarta Futures Exchange (JFX)

No.	Bulan / Month	Transaksi (Kali)/Frequency (Times)					Volume (lot) /Volume (Lots)					Open Interest pada akhir bulan (lot) / Open Interest at the End of This Month (Lots)					Hari Perdagangan / Trading Days (Days)					
		2007	2008	2009	2010	2011	2007	2008	2009	2010	2011	2007	2008	2009	2010	2011	2007	2008	2009	2010	2011	
1	Januari/January	-	-	-	-	-	-	-	-	-	-	-	-	-	-	-	-	-	-	-	-	21
2	Pebruari/February	-	-	-	-	-	-	-	-	-	-	-	-	-	-	-	-	-	-	-	-	18
3	Maret/March	-	-	-	-	-	-	-	-	-	-	-	-	-	-	-	-	-	-	-	-	23
4	April/April	-	-	-	-	-	-	-	-	-	-	-	-	-	-	-	-	-	-	-	-	20
5	Mei/May	-	-	-	-	-	-	-	-	-	-	-	-	-	-	-	-	-	-	-	-	22
6	Juni/June	-	-	-	-	-	-	-	-	-	-	-	-	-	-	-	-	-	-	-	-	22
7	Juli/July	-	-	-	-	-	-	-	-	-	-	-	-	-	-	-	-	-	-	-	-	21
8	Agustus/August	-	-	-	-	-	-	-	-	-	-	-	-	-	-	-	-	-	-	-	-	
9	September/September	-	-	-	-	-	-	-	-	-	-	-	-	-	-	-	-	-	-	-	-	
10	Oktober /October	-	-	-	-	-	-	-	-	-	-	-	-	-	-	-	-	-	-	-	-	
11	Nopember/November	-	-	-	-	-	-	-	-	-	-	-	-	-	-	-	-	-	-	-	-	
12	Desember/December	-	-	-	-	-	-	-	-	-	-	-	-	-	-	-	-	-	-	-	-	

Crude Palm Oil (CPOTR)

Indonesia Commodity & Derivatives Exchange (ICDX)

No.	Bulan / Month	Transaksi (Kali)/Frequency (Times)					Volume (lot) /Volume (Lots)					Open Interest pada akhir bulan (lot) / Open Interest at the End of This Month (Lots)					Hari Perdagangan / Trading Days (Days)					
		2007	2008	2009	2010	2011	2007	2008	2009	2010	2011	2007	2008	2009	2010	2011	2007	2008	2009	2010	2011	
1	Januari/January	-	-	-	-	11,233	-	-	-	-	42,734	-	-	-	-	-	-	-	-	-	-	21
2	Pebruari/February	-	-	-	-	9,314	-	-	-	-	41,249	-	-	-	-	-	-	-	-	-	-	17
3	Maret/March	-	-	-	-	14,623	-	-	-	-	53,366	-	-	-	-	-	-	-	-	-	-	23
4	April/April	-	-	-	-	13,521	-	-	-	-	46,543	-	-	-	-	-	-	-	-	-	-	20
5	Mei/May	-	-	-	-	11,492	-	-	-	-	53,018	-	-	-	-	-	-	-	-	-	-	22
6	Juni/June	-	-	-	-	10,362	-	-	-	-	51,652	-	-	-	-	-	-	-	-	-	-	22
7	Juli/July	-	-	-	-	12,458	-	-	-	-	63,061	-	-	-	-	-	-	-	-	-	-	21
8	Agustus/August	-	-	-	-	-	-	-	-	-	-	-	-	-	-	-	-	-	-	-	-	-
9	September/September	-	-	-	-	-	-	-	-	-	-	-	-	-	-	-	-	-	-	-	-	-
10	Oktober /October	-	-	-	-	-	-	-	-	-	-	-	-	-	-	-	-	-	-	-	-	-
11	Nopember/November	-	-	-	-	-	-	-	-	-	-	-	-	-	-	-	-	-	-	-	-	-
12	Desember/December	-	-	-	-	-	-	-	-	-	-	-	-	-	-	-	-	-	-	-	-	-

Emas / Gold (GOL)
Jakarta Futures Exchange (JFX)

No.	Bulan / Month	Transaksi (Kali)/Frequency (Times)					Volume (lot) /Volume (Lots)					Open Interest pada akhir bulan (lot) / Open Interest at the End of This Month (Lots)					Hari Perdagangan / Trading Days (Days)				
		2007	2008	2009	2010	2011	2007	2008	2009	2010	2011	2007	2008	2009	2010	2011	2007	2008	2009	2010	2011
1	Januari/January	2	96	106	173	172	6	96	208	173	336	3	-	-	-	-	22	20	19	20	21
2	Pebruari/February	2	36	109	133	226	6	40	223	133	602	3	-	1	-	-	20	20	20	19	18
3	Maret/March	2	-	126	148	242	6	-	249	148	557	3	-	1	-	-	21	17	20	22	23
4	April/April	2	-	112	140	208	6	-	222	140	580	3	-	-	-	-	20	22	21	21	20
5	Mei/May	130	-	127	131	181	676	-	246	135	390	5	-	-	-	-	22	20	20	21	22
6	Juni/June	57	-	177	150	188	59	-	326	155	548	-	-	-	-	-	21	21	22	22	22
7	Juli/July	31	-	50	158	202	34	-	78	166	800	-	-	-	-	-	22	22	22	22	21
8	Agustus/August	28	-	137	206		28	-	260	266		1	-	-	-	-	22	20	20	22	
9	September/September	41	-	152	289		41	-	303	489		1	-	-	17	-	20	20	18	19	
10	Oktober /October	72	-	198	245		72	-	379	485		-	-	-	-	-	17	20	22	21	
11	Nopember/November	176	78	190	205		172	177	345	471		-	-	-	-	-	22	20	20	21	
12	Desember/December	88	166	118	181		88	230	250	333		-	-	-	-	-	17	19	21	21	

Emas / Gold (GOL250)
 Jakarta Futures Exchange (JFX)

No.	Bulan / Month	Transaksi (Kali)/Frequency (Times)					Volume (lot) /Volume (Lots)					Open Interest pada akhir bulan (lot) / Open Interest at the End of This Month (Lots)					Hari Perdagangan / Trading Days (Days)					
		2007	2008	2009	2010	2011	2007	2008	2009	2010	2011	2007	2008	2009	2010	2011	2007	2008	2009	2010	2011	
1	Januari/January	-	-	-	-	599	-	-	-	-	1,427	-	-	-	-	-	-	-	-	-	-	21
2	Pebruari/February	-	-	-	-	470	-	-	-	-	1,369	-	-	-	-	-	-	-	-	-	-	18
3	Maret/March	-	-	-	-	386	-	-	-	-	977	-	-	-	-	-	-	-	-	-	-	23
4	April/April	-	-	-	-	356	-	-	-	-	982	-	-	-	-	-	-	-	-	-	-	20
5	Mei/May	-	-	-	-	293	-	-	-	-	1,103	-	-	-	-	-	-	-	-	-	-	22
6	Juni/June	-	-	-	-	331	-	-	-	-	1,206	-	-	-	-	-	-	-	-	-	-	22
7	Juli/July	-	-	-	-	343	-	-	-	-	1,648	-	-	-	-	-	-	-	-	-	-	21
8	Agustus/August	-	-	-	-	-	-	-	-	-	-	-	-	-	-	-	-	-	-	-	-	-
9	September/September	-	-	-	-	-	-	-	-	-	-	-	-	-	-	-	-	-	-	-	-	-
10	Oktober /October	-	-	-	-	-	-	-	-	-	-	-	-	-	-	-	-	-	-	-	-	-
11	Nopember/November	-	-	-	-	-	-	-	-	-	-	-	-	-	-	-	-	-	-	-	-	-
12	Desember/December	-	-	-	-	-	-	-	-	-	-	-	-	-	-	-	-	-	-	-	-	-

Emas / Gold (GOLDGR)
Indonesia Commodity & Derivatives Exchange (ICDX)

No.	Bulan / Month	Transaksi (Kali)/Frequency (Times)					Volume (lot) /Volume (Lots)					Open Interest pada akhir bulan (lot) / Open Interest at the End of This Month (Lots)					Hari Perdagangan / Trading Days (Days)					
		2007	2008	2009	2010	2011	2007	2008	2009	2010	2011	2007	2008	2009	2010	2011	2007	2008	2009	2010	2011	
1	Januari/January	-	-	-	-	235	-	-	-	-	780	-	-	-	-	-	-	-	-	-	-	21
2	Pebruari/February	-	-	-	-	221	-	-	-	-	630	-	-	-	-	-	-	-	-	-	-	17
3	Maret/March	-	-	-	-	461	-	-	-	-	1,265	-	-	-	-	-	-	-	-	-	-	23
4	April/April	-	-	-	-	432	-	-	-	-	1,284	-	-	-	-	-	-	-	-	-	-	18
5	Mei/May	-	-	-	-	1,143	-	-	-	-	2,264	-	-	-	-	-	-	-	-	-	-	22
6	Juni/June	-	-	-	-	479	-	-	-	-	875	-	-	-	-	-	-	-	-	-	-	22
7	Juli/July	-	-	-	-	479	-	-	-	-	882	-	-	-	-	-	-	-	-	-	-	21
8	Agustus/August	-	-	-	-	-	-	-	-	-	-	-	-	-	-	-	-	-	-	-	-	-
9	September/September	-	-	-	-	-	-	-	-	-	-	-	-	-	-	-	-	-	-	-	-	-
10	Oktober /October	-	-	-	-	-	-	-	-	-	-	-	-	-	-	-	-	-	-	-	-	-
11	Nopember/November	-	-	-	-	-	-	-	-	-	-	-	-	-	-	-	-	-	-	-	-	-
12	Desember/December	-	-	-	-	-	-	-	-	-	-	-	-	-	-	-	-	-	-	-	-	-

Gulir Emas / Rolling Gold (KGE)

Jakarta Futures Exchange (JFX)

No.	Bulan / Month	Transaksi (Kali)/Frequency (Times)					Volume (lot) /Volume (Lots)					Open Interest pada akhir bulan (lot) / Open Interest at the End of This Month (Lots)					Hari Perdagangan / Trading Days (Days)					
		2007	2008	2009	2010	2011	2007	2008	2009	2010	2011	2007	2008	2009	2010	2011	2007	2008	2009	2010	2011	
1	Januari/January	-	-	-	-	-	-	-	-	-	-	-	-	-	-	-	-	22	20	19	20	21
2	Pebruari/February	-	-	-	-	-	-	-	-	-	-	-	-	-	-	-	-	20	20	20	19	18
3	Maret/March	-	-	-	-	-	-	-	-	-	-	-	-	-	-	-	-	21	17	20	22	23
4	April/April	-	-	-	-	-	-	-	-	-	-	-	-	-	-	-	-	20	22	21	21	20
5	Mei/May	-	-	-	-	-	-	-	-	-	-	-	-	-	-	-	-	22	20	20	21	22
6	Juni/June	-	334	-	-	-	-	328	-	-	-	-	-	-	-	-	-	21	21	22	22	22
7	Juli/July	-	296	-	-	-	-	695	-	-	-	-	-	-	-	-	-	22	22	22	22	21
8	Agustus/August	-	422	-	1	-	-	422	-	1	-	-	-	-	-	-	-	22	20	20	22	
9	September/September	-	342	-	140	-	-	436	-	172	-	-	-	-	-	-	-	20	20	18	19	
10	Oktober /October	-	588	-	100	-	-	3,060	-	100	-	-	-	-	-	-	-	17	20	22	21	
11	Nopember/November	-	66	-	10	-	-	66	-	20	-	-	-	-	-	-	-	22	20	20	21	
12	Desember/December	-	16	-	-	-	-	96	-	-	-	-	-	-	-	-	-	17	19	21	21	

Gulir Emas / Rolling Gold (KGEUSD)

Jakarta Futures Exchange (JFX)

No.	Bulan / Month	Transaksi (Kali)/Frequency (Times)					Volume (lot) /Volume (Lots)					Open Interest pada akhir bulan (lot) / Open Interest at the End of This Month (Lots)					Hari Perdagangan / Trading Days (Days)				
		2007	2008	2009	2010	2011	2007	2008	2009	2010	2011	2007	2008	2009	2010	2011	2007	2008	2009	2010	2011
1	Januari/January	-	-	-	180	163	-	-	-	224	910	-	-	-	21	-	-	-	19	20	21
2	Pebruari/February	-	-	29	60	126	-	-	63	73	730	-	-	5	11	-	-	-	20	19	18
3	Maret/March	-	-	55	-	138	-	-	81	-	836	-	-	6	11	-	-	-	20	22	23
4	April/April	-	-	62	-	150	-	-	95	-	941	-	-	2	11	-	-	-	21	21	20
5	Mei/May	-	-	108	-	147	-	-	143	-	928	-	-	5	11	-	-	-	20	21	22
6	Juni/June	-	-	100	-	150	-	-	104	-	940	-	-	3	11	-	-	-	22	22	22
7	Juli/July	-	-	68	-	132	-	-	70	-	1,171	-	-	3	11	13	-	-	22	22	21
8	Agustus/August	-	-	61	-	-	-	-	50	-	-	-	-	5	11	-	-	-	20	22	-
9	September/September	-	-	168	164	-	-	-	178	962	-	-	-	6	21	-	-	-	18	19	-
10	Oktober /October	-	-	371	170	-	-	-	398	954	-	-	-	15	-	-	-	-	22	21	-
11	Nopember/November	-	-	341	163	-	-	-	384	910	-	-	-	5	-	-	-	-	20	21	-
12	Desember/December	-	-	469	163	-	-	-	672	910	-	-	-	53	-	-	-	-	21	21	-

Gulir Indeks Emas/Rolling Gold Index (KIE)

Jakarta Futures Exchange (JFX)

No.	Bulan / Month	Transaksi (Kali)/Frequency (Times)					Volume (lot) /Volume (Lots)					Open Interest pada akhir bulan (lot) / Open Interest at the End of This Month (Lots)					Hari Perdagangan / Trading Days (Days)				
		2007	2008	2009	2010	2011	2007	2008	2009	2010	2011	2007	2008	2009	2010	2011	2007	2008	2009	2010	2011
1	Januari/January	46	188	210	44	107	1,247	5,330	471	729	863	888	4,434	1,250	1,302	60	22	20	19	20	21
2	Pebruari/February	50	125	154	19	118	840	2,210	438	297	898	979	3,187	1,253	1,062	87	20	20	20	19	18
3	Maret/March	106	226	124	2	158	2,831	1,840	317	8	1,425	1,072	4,107	1,192	1,054	92	21	17	20	22	23
4	April/April	22	263	172	7	97	553	5,070	503	19	844	685	4,062	1,131	1,035	119	20	22	21	21	20
5	Mei/May	309	1,816	106	20	108	5,680	2,267	213	365	1,075	965	4,076	1,149	1,292	119	22	20	20	21	22
6	Juni/June	367	4,521	132	11	109	3,499	4,521	580	209	1,073	1,170	1,645	1,162	1,086	121	21	21	22	22	22
7	Juli/July	363	137	150	6	157	2,469	1,799	767	55	1,705	2,356	1,082	1,148	1,034	121	22	22	22	22	21
8	Agustus/August	300	156	80	6		2,107	1,713	333	17		3,338	1,331	1,353	1,040		22	20	20	22	
9	September/September	198	326	86	86		2,634	4,077	500	422		2,279	2,451	1,258	1,040		20	20	18	19	
10	Oktober /October	221	564	229	92		3,552	7,142	2,356	542		2,116	1,184	1,347	50		17	20	22	21	
11	Nopember/November	402	542	138	157		7,953	8,218	974	984		2,829	1,218	1,335	-		22	20	20	21	
12	Desember/December	204	539	43	126		2,917	900	253	809		4,622	1,205	1,335	-		17	19	21	21	

Tunda Serah Emas (GOLDID)

Indonesia Commodity & Derivatives Exchange (ICDX)

No.	Bulan / Month	Transaksi (Kali)/Frequency (Times)					Volume (lot) /Volume (Lots)					Open Interest pada akhir bulan (lot) / Open Interest at the End of This Month (Lots)					Hari Perdagangan / Trading Days (Days)				
		2007	2008	2009	2010	2011	2007	2008	2009	2010	2011	2007	2008	2009	2010	2011	2007	2008	2009	2010	2011
1	Januari/January	-	-	-	-	-	-	-	-	-	-	-	-	-	-	-	-	-	-	-	-
2	Pebruari/February	-	-	-	-	-	-	-	-	-	-	-	-	-	-	-	-	-	-	-	-
3	Maret/March	-	-	-	-	-	-	-	-	-	-	-	-	-	-	-	-	-	-	-	-
4	April/April	-	-	-	-	187	-	-	-	-	2,139	-	-	-	-	-	-	-	-	-	18
5	Mei/May	-	-	-	-	235	-	-	-	-	1,011	-	-	-	-	-	-	-	-	-	22
6	Juni/June	-	-	-	-	293	-	-	-	-	630	-	-	-	-	-	-	-	-	-	22
7	Juli/July	-	-	-	-	199	-	-	-	-	418	-	-	-	-	-	-	-	-	-	21
8	Agustus/August	-	-	-	-	-	-	-	-	-	-	-	-	-	-	-	-	-	-	-	-
9	September/September	-	-	-	-	-	-	-	-	-	-	-	-	-	-	-	-	-	-	-	-
10	Oktober /October	-	-	-	-	-	-	-	-	-	-	-	-	-	-	-	-	-	-	-	-
11	Nopember/November	-	-	-	-	-	-	-	-	-	-	-	-	-	-	-	-	-	-	-	-
12	Desember/December	-	-	-	-	-	-	-	-	-	-	-	-	-	-	-	-	-	-	-	-

Tunda Serah Emas (GOLDUD)
Indonesia Commodity & Derivatives Exchange (ICDX)

No.	Bulan / Month	Transaksi (Kali)/Frequency (Times)					Volume (lot) /Volume (Lots)					Open Interest pada akhir bulan (lot) / Open Interest at the End of This Month (Lots)					Hari Perdagangan / Trading Days (Days)				
		2007	2008	2009	2010	2011	2007	2008	2009	2010	2011	2007	2008	2009	2010	2011	2007	2008	2009	2010	2011
1	Januari/January	-	-	-	-	-	-	-	-	-	-	-	-	-	-	-	-	-	-	-	-
2	Pebruari/February	-	-	-	-	-	-	-	-	-	-	-	-	-	-	-	-	-	-	-	-
3	Maret/March	-	-	-	-	-	-	-	-	-	-	-	-	-	-	-	-	-	-	-	-
4	April/April	-	-	-	-	492	-	-	-	-	9,845	-	-	-	-	-	-	-	-	-	18
5	Mei/May	-	-	-	-	1,084	-	-	-	-	21,456	-	-	-	-	-	-	-	-	-	22
6	Juni/June	-	-	-	-	1,062	-	-	-	-	6,499	-	-	-	-	-	-	-	-	-	22
7	Juli/July	-	-	-	-	1,843	-	-	-	-	5,719	-	-	-	-	-	-	-	-	-	21
8	Agustus/August	-	-	-	-	-	-	-	-	-	-	-	-	-	-	-	-	-	-	-	-
9	September/September	-	-	-	-	-	-	-	-	-	-	-	-	-	-	-	-	-	-	-	-
10	Oktober /October	-	-	-	-	-	-	-	-	-	-	-	-	-	-	-	-	-	-	-	-
11	Nopember/November	-	-	-	-	-	-	-	-	-	-	-	-	-	-	-	-	-	-	-	-
12	Desember/December	-	-	-	-	-	-	-	-	-	-	-	-	-	-	-	-	-	-	-	-

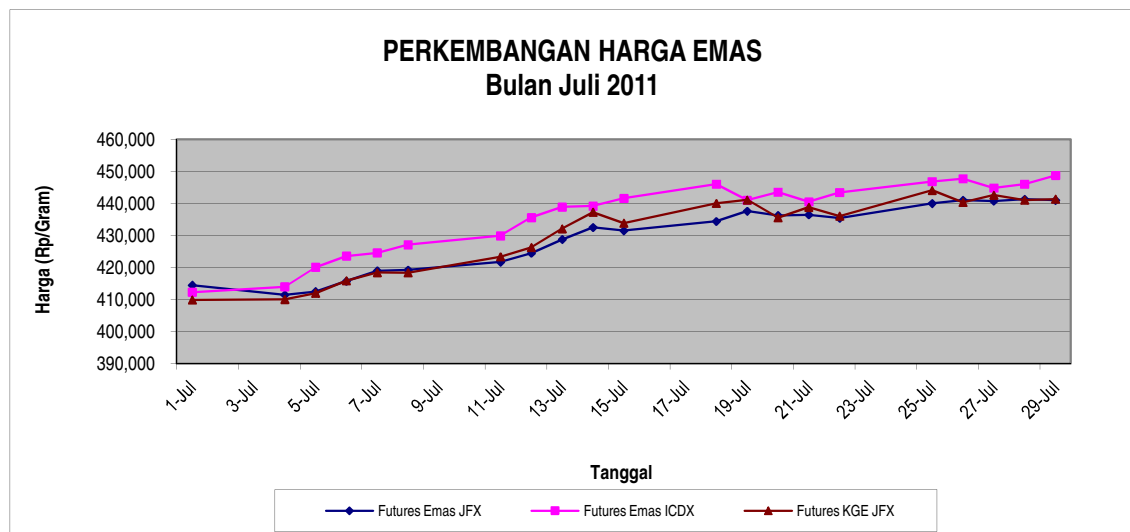
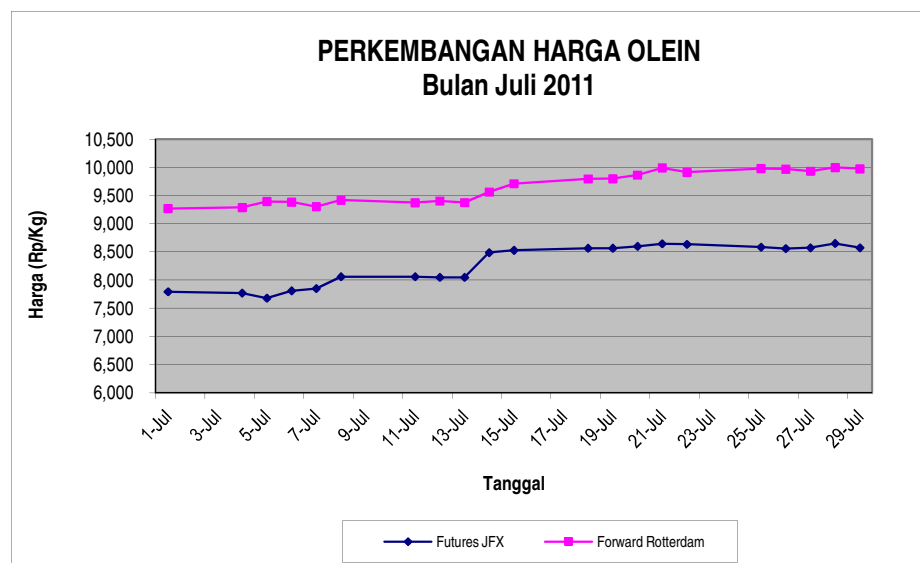
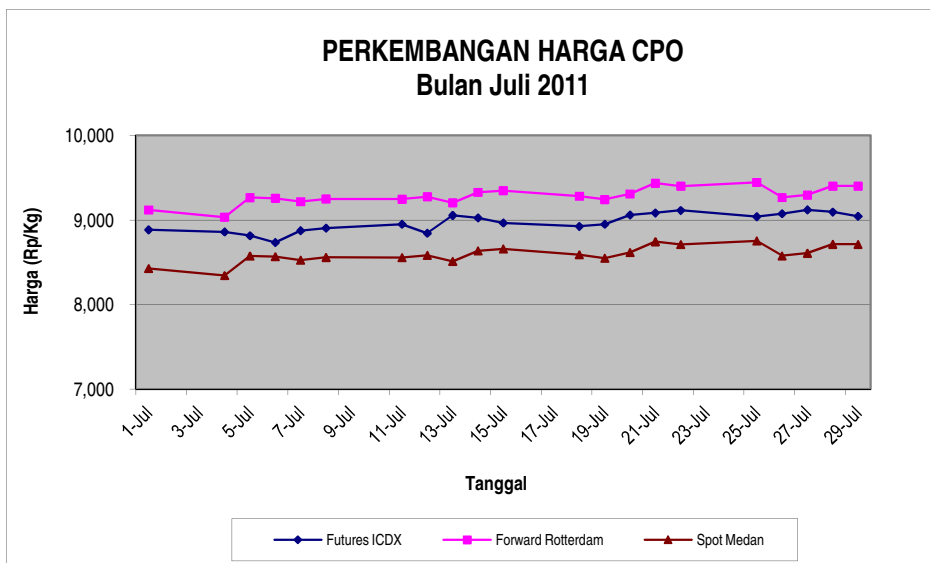
6. Harga Komoditi
Di Pasar Spot Lokal dan Internasional
Prices of Commodities at Local Spots and International Markets

Juli / July 2011

NO.	KOMODITAS	PASAR	BULAN PENYERAHAN																				Rata2 bulan ini	Rata2 bulan lalu	Perubahan			
				1	4	5	6	7	8	11	12	13	14	15	18	19	20	21	22	25	26	27				28	29	
1.	Minyak Kelapa Sawit	Rotterdam (US\$/Ton)	Jul'11	-	-	1,085.0	1,085.0	1,080.0	1,085.0	1,085.0	1,085.0	1,075.0	1,092.5	1,095.0	-	-	-	-	-	-	-	-	-	1,085.3	1,137.50	(52.22)		
			Aug'11/Sep'11	1,065.0	1,060.0	1,070.0	1,065.0	1,067.5	1,075.0	1,077.5	1,077.5	1,062.5	1,077.5	-	-	-	-	-	-	-	-	-	-	1,105.0	1,073.0	1,125.47	(52.52)	
		Medan (Rp/Kg)	Okt'11/Des'11	1,065.0	1,057.5	1,065.0	1,062.5	1,060.0	1,075.0	1,072.5	1,072.5	1,060.0	1,077.5	-	1,092.5	1,087.5	1,095.0	1,110.0	1,100.0	1,110.0	1,090.0	1,105.0	1,107.0	1,110.0	1,083.7	1,167.94	(84.21)	
			SPOT	8,427	8,344	8,575	8,567	8,527	8,559	8,557	8,584	8,512	8,637	8,659	8,590	8,550	8,618	8,744	8,711	8,754	8,577	8,608	8,714	8,713	8,637.0	9,030.8	(393.84)	
2.	Olein	Rotterdam (US\$/Ton)	Aug'11	-	1,090.0	-	-	-	-	-	-	-	1,120.0	1,137.5	1,145.0	1,145.0	1,155.0	1,170.0	1,162.5	1,170.0	-	1,170.0	1,175.0	1,172.5	1,151.0	-	-	
			Aug'11/Sep'11	1,082.5	-	1,100.0	1,100.0	1,090.0	1,105.0	1,100.0	1,100.0	1,095.0	-	-	-	-	-	-	-	-	-	-	-	-	1,096.6	1,139.58	(43.02)	
			Sep'11	-	1,080.0	-	-	-	-	-	-	-	-	1,105.0	1,125.0	1,130.0	1,120.0	1,135.0	1,152.5	1,147.5	1,157.5	1,170.0	1,157.5	1,162.0	1,157.5	1,138.4	-	-
			Okt'11/Des'11	1,070.0	1,067.5	1,080.0	1,080.0	1,065.0	1,087.0	1,085.0	1,087.5	1,072.5	1,095.0	1,112.5	1,105.0	1,090.0	1,105.0	1,120.0	1,112.5	1,120.0	1,100.0	1,117.5	1,117.0	1,125.0	1,095.9	1,123.7	(27.78)	
		Jakarta (Rp/Kg)	Jan'12/Mar'12	1,070.0	-	-	1,085.0	1,070.0	1,090.0	1,087.5	1,092.5	1,075.0	-	-	-	-	-	-	-	-	1,102.5	-	-	-	1,084.1	1,082.50	1.56	
			SPOT	7,810	8,045	7,770	7,680	7,810	7,850	8,060	8,060	8,050	8,050	8,490	8,530	8,565	8,565	8,600	8,645	8,635	8,585	8,560	8,575	8,650	8,266.0	8,233.7	32.27	
3.	Minyak Kelapa	Rotterdam (US\$/Ton)	Jul'11/Aug'11	1,650.0	1,700.0	1,710.0	1,700.0	1,640.0	1,640.0	1,680.0	1,650.0	1,580.0	1,600.0	1,640.0	1,650.0	1,640.0	1,685.0	-	-	-	-	-	1,770.0	1,700.0	1,664.7	1,789.2	(124.48)	
			Aug'11/Sep'11	1,630.0	1,665.0	1,630.0	1,650.0	1,580.0	1,630.0	1,650.0	1,640.0	1,500.0	1,550.0	1,570.0	1,600.0	1,600.0	1,635.0	1,650.0	1,650.0	1,700.0	1,650.0	1,670.0	1,650.0	1,630.0	1,625.2	1,702.08	(76.84)	
			Sep'11/Okt'11	1,620.0	-	-	-	-	-	-	-	-	-	1,480.0	-	-	1,550.0	-	-	1,610.0	1,600.0	1,650.0	1,610.0	1,620.0	1,630.0	1,580.0	1,595.0	1,575.00
		Bitung (Rp/Kg)	SPOT	13,881	14,245	15,483	15,511	14,611	14,593	14,847	14,722	13,274	13,409	14,270	13,868	13,787	14,146	13,842	13,823	14,255	13,813	13,933	13,794	14,222	14,206.1	15,618.3	(1,412.18)	
4.	Kakao	New York (US\$/Ton)	Sep'11	3,151	3,155	3,155	3,227	3,188	3,186	3,091	3,050	3,051	3,170	3,156	3,168	3,159	3,164	3,183	3,172	3,065	2,996	3,015	3,036	2,974	3,119.6	2,968.6	151.04	
			Des'11	3,171	3,178	3,178	3,247	3,208	3,207	3,117	3,076	3,077	3,195	3,181	3,193	3,186	3,187	3,207	3,194	3,093	3,025	3,047	3,073	3,011	3,145.3	2,996.5	148.76	
			Mar'12	3,207	3,214	3,214	3,283	3,244	3,244	3,156	3,114	3,121	3,244	3,229	3,240	3,232	3,231	3,249	3,239	3,141	3,071	3,095	3,119	3,011	3,185.6	3,076.40	109.22	
		Makassar (Rp/Kg)	SPOT	21,287	21,216	21,260	21,793	21,501	21,458	20,725	20,475	20,514	21,371	21,261	21,398	21,336	21,330	21,473	21,358	20,540	19,994	20,064	20,272	19,799	20,972.6	19,982.5	990.15	

NO.	KOMODITAS	PASAR	BULAN PENYERAHAN																					Rata2 bulan	Rata2 bulan	Perubahan	
				1	4	5	6	7	8	11	12	13	14	15	18	19	20	21	22	25	26	27	28				29
5.	Kopi Arabika	New York (Sen US\$/Lbs)	Jul'11	265.35	263.45	263.45	268.95	266.85	267.75	263.15	257.90	256.70	262.80	257.35	252.55	248.20	243.85	243.85	243.85	-	-	-	-	-	257.9	257.9	0.02
			Sep'11	265.6	263.7	263.7	269.6	267.5	268.6	263.3	259.1	257.9	264.0	258.4	253.6	248.2	243.9	243.4	240.8	241.5	242.9	245.0	241.2	238.7	254.3	260.5	(6.20)
			Des'11	269.0	267.2	267.2	272.9	270.9	271.9	267.0	262.9	261.8	267.6	262.1	257.3	252.1	247.7	247.4	244.9	245.8	247.2	249.3	245.6	243.0	258.1	264.22	(6.11)
			Mar'12	-	-	-	-	-	-	-	-	-	-	-	-	-	-	-	-	-	248.7	250.1	252.4	249.0	246.5	249.3	-
		Medan (Rp/Kg)	SPOT	43,440	42,918	43,010	43,869	43,541	43,631	42,869	42,146	42,014	42,893	41,996	41,298	40,599	39,799	39,795	39,738	39,358	39,554	39,736	39,220	38,799	41,439.2	42,293.2	(853.97)
6.	Kopi Robusta	London (US\$/Ton)	Jul'11	2,453	2,427	2,424	2,423	2,424	2,423	-	-	-	2,281	2,261	2,231	2,208	2,120	2,073	1,960	-	-	-	-	-	2,285.2	2,371.4	(86.15)
			Sep'11	2,498	2,472	2,466	2,465	2,466	2,463	2,437	2,314	2,241	2,331	2,306	2,276	2,250	2,157	2,110	2,002	2,074	2,150	2,173	2,127	2,084	2,279.1	2,401.6	(122.42)
			Nov'11	2,525	2,497	2,490	2,490	2,494	2,491	2,466	2,354	2,291	2,360	2,337	2,310	2,283	2,192	2,143	2,035	2,098	2,171	2,200	2,159	2,116	2,309.6	2,427.50	(117.88)
			B. Lampung (Rp/Kg)	SPOT	16,781	16,506	16,519	16,496	16,509	16,480	16,580	15,719	15,200	15,453	15,303	15,113	14,947	14,261	13,910	13,051	13,899	14,451	14,565	14,259	13,939	15,235.3	16,233.3
7.	Karet	Singapore(TSR-20)	Aug'11	435.0	438.7	448.6	449.6	452.4	446.0	446.0	439.6	441.4	451.2	454.0	455.3	453.6	458.4	464.7	461.2	464.4	463.3	471.0	474.0	472.8	454.3	447.4	6.98
			Sep'11	440.3	440.1	450.2	450.1	451.6	446.3	446.3	440.0	441.6	451.7	454.2	456.4	454.0	459.1	464.5	460.5	464.2	463.0	470.1	474.0	469.9	454.7	449.62	5.05
			Okt'11	-	439.5	450.0	451.0	451.6	447.1	447.1	440.5	442.0	454.0	454.9	456.4	457.0	460.0	465.2	461.7	465.4	464.8	472.0	477.0	472.3	456.5	463.77	(7.29)
			Palembang (Rp/Kg)	SPOT	37,035	37,088	38,012	38,061	38,314	37,719	37,752	37,282	37,493	38,225	38,459	38,651	38,520	38,848	39,384	39,028	39,306	39,180	39,686	40,035	39,928	38,476.5	38,608.8
8.	Jagung	Chicago (Sen US\$/Bushel)	Jul'11	629.00	629.00	640.75	680.50	648.75	650.00	672.25	681.50	697.00	726.75	716.50	701.25	-	-	-	-	-	-	-	-	-	672.8	724.6	(51.80)
			Sep'11	648.00	648.00	606.75	625.50	618.75	625.00	642.25	643.00	664.00	686.75	690.75	685.00	696.25	698.00	688.00	679.25	690.00	678.75	689.75	691.50	682.25	665.6	704.6	(38.99)
			Des'11	620.50	620.50	596.75	612.50	608.50	615.50	637.00	632.75	658.00	679.75	678.50	695.25	677.00	687.25	677.75	673.00	685.50	674.50	686.75	691.50	686.25	656.9	672.51	(15.61)
			B. Lampung (Rp/Kg)	SPOT	1,651	1,643	1,672	1,756	1,688	1,689	1,736	1,762	1,798	1,858	1,836	1,806	1,796	1,796	1,774	1,753	1,776	1,750	1,768	1,775	1,755	1,754.2	1,859.1
9.	Lada Putih Muntok	London (US\$/Ton)	SPOT	9,100	9,200	9,200	9,200	9,200	9,200	9,200	9,200	9,200	9,200	9,200	9,100	9,100	9,100	9,100	9,100	9,200	9,200	9,200	9,200	9,200	9,171.4	8,731.6	439.85
			Jul'11	9,000	9,100.00	9,100	9,100	9,100	9,100	9,100	9,100	9,100	9,100	9,100	9,000	9,000	9,000	9,000	9,100	9,100	9,100	9,100	9,100	9,100	9,071.4	-	-
			Pangkal Pinang (Rp/Kg)	SPOT	68,365	68,804	68,951	68,886	68,910	68,820	68,804	69,024	69,130	68,934	68,926	68,301	68,325	68,180	68,172	68,075	68,853	68,796	68,535	68,698	68,690	68,675.2	67,741.7
10.	Lada Hitam ASTA	London (US\$/Ton)	SPOT	-	-	-	-	-	-	-	-	-	-	-	-	-	-	-	-	-	-	-	-	-	-	-	
			Jul'11	-	-	-	-	-	-	-	-	-	-	-	-	-	-	-	-	-	-	-	-	-	-	-	-
			B.Lampung (Rp/Kg)	SPOT	42,616	43,755	43,848	43,807	43,822	43,766	43,755	43,894	43,961	43,838	43,832	43,925	41,916	41,828	41,823	41,764	41,769	41,734	41,577	41,676	41,671	42,884.6	42,632.1

7. Grafik Perkembangan Harga Komoditi *Historical Commodity Price Charts*



8. Rekapitulasi Penyelenggaraan Pasar Lelang Auction Market Activities Recapitulation

Juli/July

NO	TANGGAL	PENYELENGGARA	TRANSAKSI	KOMODITI	JUMLAH PENJUAL	JUMLAH PEMBELI
1	01 Juli 2011	Semarang	Rp 37,619,801,740	Sapi, gula pasir, beras, jagung, kentang, kopi, tomat, gaplek, kubis/kol, kopra, minyak goreng, jambu, bebek/itik, gula kelapa, kapulaga	63	18
2	05 Juli 2011	Bandung	Rp 13,533,500,000	Beras, gula pasir, kapulaga, minyak goreng, kentang, tomat, jagung	30	14
3	21 Juli 2011	Bandung	Rp 7,205,750,000	Beras, gula pasir, minyak goreng, kentang, kapulaga, jagung, tomat, jahe	30	14
4	06 Juli 2011	Lampung	Rp 3,115,975,000	Coklat, batik, kemiri, jengkol, gula kelapa, pepaya, sayur mayur, bibit tanaman, kelapa nangka, petai	17	8
5	07 Juli 2011	DKI Jakarta	Rp 8,705,000,000	Mangga, beras, alpukat, kacang tanah, bawang daun	16	8
6	13 Juli 2011	Bali	Rp 32,445,400,000	Sapi, pinang, rumput laut,, kacang tanah, mete/mede, kopra, kemiri, apel, jagung, kelapa, sayur-sayuran, jeruk, ikan olahan	77	19
7	18 Juli 2011	Jambi	Rp 2,009,000,000	Gaharu, Kentang, kulit manis, beras, cengkeh, minyak atsiri, ubu jalar, kelapa, biji coklat, kacang-kacangan, dodol	17	5
8	19 Juli 2011	Padang	Rp 18,446,515,000	Cengkeh, coklat, pala, cassiavera, kapulaga, pinang, kemiri, bumbu masak, ikan asin, makanan ringan, makanan olahan, emping, minuman, kerajinan, permen	89	27
9	19 Juli 2011	Riau	Rp 77,350,000	Makanan ringan, rempah-rempah	32	3
10	20 Juli 2011	Manado	Rp 12,446,375,000	jagung, kentang donata, coklat, ikan, daging ayam, ikan, vanili, sayur mayur	23	15
11	21 Juli 2011	Kendari	Rp 1,112,000,000	Sagu, coklat, kopra, rumput laut, kue baruasa, nilam	19	3
12	21 Juli 2011	Bandung	Rp 7,205,750,000	Beras, gula pasir, kentang, minyak goreng, jagung, jahe	30	14
13	20 Juli 2011	Surabaya	Rp 28,417,000,000	Sapi, bawang putih, beras, bawang merah, telur, minyak goreng, gaplek, kentang, kubis/kol, kayu gaharu, pinang	442	147
14	21 Juli 2011	Surabaya	Rp 7,537,000,000	Beras, gaplek, kentang, kubis/kol, minyak goreng, pinang	442	147
15	26 Juli 2011	Bengkulu	Rp 1,570,000,000	Minyak Atsiri, kopi biji, gula merah, biji pinang, jahe, kolang kaling, pinang	14	9
16	28 Juli 2011	Pontianak	Rp 165,000,000	Karet	15	5
17	28 Juli 2011	NTB	Rp 4,531,600,000	Rumput laut, batik, jagung, vanili, padi/gabah, asam, kopi, cengkeh, keripik, bawang merah, beras, bawang putih, manisan	85	19
TOTAL TRANSAKSI			Rp 186,143,016,740			

1. Ikhtisar Pasar

Overview of The Market

Kontrak (Contract) / bulan (Month)	Olein (OLE) Jakarta Futures Exchange (JFX)			Olein (OLE10) Jakarta Futures Exchange (JFX)			Crude Palm Oil (CPOTR) Indonesia Commodity & Derivatives Exchange (ICDX)		
	Jul '11	Agt '11	Perubahan / Change	Jul '11	Agt '11	Perubahan / Change	Jul '11	Agt '11	Perubahan / Change
Hari perdagangan (hari) Trading Days (days)	21	21	0	22	22	0	21	23	2
Jumlah Transaksi (kali) Frequency (times)	581	410	-171	-	-	-	11,713	14,367	2,654
Volume Transaksi (lot) Volume (lots)	1226	766	-460	-	-	-	63,061	56,212	-6,849
Rata-rata Volume Harian (lot) Daily Volume Average (lots)	65	51	-14	-	-	-	3,003	2,811	-192
Volume Tertinggi (lot) High Volume (lots)	(19) 168	(15) 120	-48	-	-	-	(26) 4.212	(05) 3.585	-627
Volume Terendah (lot) Low Volume (lots)	(14) 8	(04) 8	0	-	-	-	(05) 2.400	(29) 1.249	-1151
Harga tertinggi (Rp) High Prices (Rp)	(15) 8.530	(10) 8.380	-150	-	-	-	(18) 9.165	-	-9,165
Harga terendah (Rp) Low Prices (Rp)	(06) 7.610	(15) 8.045	435	-	-	-	(06) 8.005	-	-8,005
Rata-rata harga harian (Rp) Daily Price Average (Rp)	8,013	8,410	397	8,013	8,410	397	8,918	8,923	5

Kontrak (Contract) / bulan (Month)	Emas / Gold (GOL) Jakarta Futures Exchange (JFX)			Emas / Gold (GOL250) Jakarta Futures Exchange (JFX)			Emas/Gold (GOLDGR) Indonesia Commodity & Derivatives Exchange (ICDX)		
	Uraian (Items)	Jul '11	Agt '11	Perubahan / Change	Jul '11	Agt '11	Perubahan / Change	Jul '11	Agt '11
Hari perdagangan (hari) Trading Days (days)	21	21	0	21	21	0	21	23	2
Jumlah Transaksi (kali) Frequency (times)	202	128	-74	343	255	-88	479	728	249
Volume Transaksi (lot) Volume (lots)	800	398	-402	1648	1144	-504	882	1903	1021
Rata-rata Volume Harian (lot) Daily Volume Average (lots)	38	23	-15	82	72	-10	42	87	45
Volume Tertinggi (lot) High Volume (lots)	(19) 136	(15) 106	-30	(26) 268	(23) 220	-48	(26) 152	(29) 239	87
Volume Terendah (lot) Low Volume (lots)	(01) 6	(24) 2	-4	(29) 8	(16) 8	0	(28) 2	(24) 2	0
Harga tertinggi (Rp) High Prices (Rp)	(26) 441.400	(23) 523.500	82,100	(26) 441.100	(19) 501.600	60,500	(04) 420.500	(23) 540.000	119,500
Harga terendah (Rp) Low Prices (Rp)	(04) 411.500	(15) 432.500	21,000	(06) 411.500	(15) 432.000	20,500	(04) 420.500	(02) 440.100	19,600
Rata-rata harga harian (Rp) Daily Price Average (Rp)	427,367	474,772	47,405	427,367	474,772	47,405	435,967	488,222	52,255

Kontrak (Contract) / bulan (Month)	Gulir Emas / Rolling Gold (KGE) Jakarta Futures Exchange (JFX)			Gulir Emas / Rolling Gold (KGEUSD) Jakarta Futures Exchange (JFX)			Gulir Indeks Emas / Rolling Gold Index (KIE) Bursa Berjangka Jakarta (BBJ)		
	Uraian (Items)	Jul '11	Agt '11	Perubahan / Change	Jul '11	Agt '11	Perubahan / Change	Jul '11	Agt '11
Hari perdagangan (hari) Trading Days (days)	21	21	0	21	21	0	21	21	0
Jumlah Transaksi (kali) Frequency (times)	-	-	-	132	79	-53	157	234	77
Volume Transaksi (lot) Volume (lots)	-	-	-	1171	1162	-9	1,705	2,529	824
Rata-rata Volume Harian (lot) Daily Volume Average (lots)	-	-	-	90	116	26	122	169	47
Volume Tertinggi (lot) High Volume (lots)	-	-	-	(22) 202	(29) 360	158	(21) 543	(24) 790	247
Volume Terendah (lot) Low Volume (lots)	-	-	-	(27) 1	(03) 1	0	(06) 6	(03) 1	-5
Harga tertinggi (Rp) High Prices (Rp)	-	-	-	(29) 1.626	(22) 1.879	253	(20) 8.625	(24) 8610	-15
Harga terendah (Rp) Low Prices (Rp)	-	-	-	(06) 1.512	(15) 1.579	67	(28) 8.430	(02) 8460	30
Rata-rata harga harian (Rp) Daily Price Average (Rp)	430,398	478,035	47,637	1,575.00	1,756.00	181.00	8,531	8,527	-4

Kontrak (Contract) / bulan (Month)	Tunda Serah Emas GOLDUD Indonesia Commodity & Derivatives Exchange (ICDX)			Tunda Serah Emas GOLDID Indonesia Commodity & Derivatives Exchange (ICDX)		
	Jul '11	Agt '11	Perubahan / Change	Jul '11	Agt '11	Perubahan / Change
Uraian (Items)						
Hari perdagangan (hari) Trading Days (days)	21	23	2	21	23	2
Jumlah Transaksi (kali) Frequency (times)	1822	1908	86	198	433	235
Volume Transaksi (lot) Volume (lots)	5719	8804	3,085	418	1,251	833
Rata-rata Volume Harian (lot) Daily Volume Average (lots)	272	383	111	20	54	34
Volume Tertinggi (lot) High Volume (lots)	(12) 776	(11) 1101	325	(15) 32	(10) 207	175
Volume Terendah (lot) Low Volume (lots)	(04) 75	(03) 42	-33	(29) 8	(31) 7	-1
Harga tertinggi (Rp) High Prices (Rp)	(29) 1632	(23) 1907	275	(29) 1630	(23) 1906	276
Harga terendah (Rp) Low Prices (Rp)	(01) 1478	(01) 1611	133	(01) 1487	(01) 1613	126
Rata-rata harga harian (Rp) Daily Price Average (Rp)	1,574.00	1,763.00	189	1,574	1,763	189.00

2. Harga Bulanan / Monthly Prices

Olein (OLE) Jakarta Futures Exchange (JFX)

Agustus / August '11

Bulan Penyerahan /Delivery Months	Agus.'11 (Rp/Kg)	Sept.'11 (Rp/Kg)	Okt.'11 (Rp/Kg)	Nop.'11 (Rp/Kg)	Des.'11 (Rp/Kg)	Jan.'12 (Rp/Kg)	Feb.'12 (Rp/Kg)
Uraian / Items							
Pembukaan <i>Open</i>	8,350	8,440	-	-	-	-	-
Tertinggi <i>High</i>	8,460	8,640	-	-	-	-	-
Terendah <i>Low</i>	8,100	8,390	-	-	-	-	-
Penutupan <i>Settlement</i>	8,450	8,525	8,295	8,180	8,160	8,155	8,155

Olein (OLE 10) Jakarta Futures Exchange (JFX)

Agustus / August '11

Bulan Penyerahan /Delivery Months	Agus.'11 (Rp/Kg)	Sept.'11 (Rp/Kg)	Okt.'11 (Rp/Kg)	Nop.'11 (Rp/Kg)	Des.'11 (Rp/Kg)	Jan.'12 (Rp/Kg)	Feb.'12 (Rp/Kg)
Uraian / Items							
Pembukaan <i>Open</i>	-	-	-	-	-	-	-
Tertinggi <i>High</i>	-	-	-	-	-	-	-
Terendah <i>Low</i>	-	-	-	-	-	-	-
Penutupan <i>Settlement</i>	8,450	8,525	8,295	8,180	8,160	8,155	8,155

Crude Palm Oil (CPOTR)

Indonesia Commodity & Derivatives Exchange (ICDX)

Agustus/ August '11

Bulan Penyerahan / Delivery Months Uraian / Items	Agus.'11 (Rp/Kg)	Sept.'11 (Rp/Kg)	Okt.'11 (Rp/Kg)	Nop.'11 (Rp/Kg)	Des.'11 (Rp/Kg)	Jan.'12 (Rp/Kg)	Peb.'12 (Rp/Kg)	Mar.'12 (Rp/Kg)	Apr.'12 (Rp/Kg)	Mei.'12 (Rp/Kg)	Jun.'12 (Rp/Kg)	Jul.'12 (Rp/Kg)
Pembukaan <i>Open</i>	-	8,850	8,890	8,870	8,625	-	-	-	-	-	-	-
Tertinggi <i>High</i>	-	9,810	8,990	8,965	8,870	-	-	-	-	-	-	-
Terendah <i>Low</i>	-	8,400	8,315	8,250	8,450	-	-	-	-	-	-	-
Penutupan <i>Settlement</i>	8,850	8,845	8,815	8,780	8,800	8,800	8,800	8,800	8,800	8,800	8,800	8,800

Emas / Gold (GOL)

Jakarta Futures Exchange (JFX)

Agustus '11/ August '11

Bulan Penyerahan / Delivery Months Uraian / Items	Agus.'11 (Rp/gr)	Sept.'11 (Rp/gr)	Okt.'11 (Rp/gr)	Nop.'11 (Rp/gr)
Pembukaan <i>Open</i>	440,000	441,000	442,000	490,000
Tertinggi <i>High</i>	523,500	524,500	525,500	496,000
Terendah <i>Low</i>	440,000	441,000	442,000	490,000
Penutupan <i>Settlement</i>	523,500	494,000	495,000	496,000

Emas / Gold (GOL250)

Jakarta Futures Exchange (JFX)

Agustus '11/ August '11

Bulan Penyerahan / Delivery Months Uraian / Items	Agus.'11 (Rp/gr)	Sept.'11 (Rp/gr)	Okt.'11 (Rp/gr)	Nop.'11 (Rp/gr)
Pembukaan <i>Open</i>	440,000	441,200	465,000	530,000
Tertinggi <i>High</i>	501,600	520,000	530,300	530,100
Terendah <i>Low</i>	440,000	441,000	465,000	490,100
Penutupan <i>Settlement</i>	523,500	494,000	495,000	496,000

Emas / Gold (GOLDGR)
Indonesia Commodity & Derivatives Exchange (ICDX)

Agustus '11/ August '11

Bulan Penyerahan / Delivery Months Uraian / Items	Agus.'11 (Rp/gr)	Sept.'11 (Rp/gr)	Okt.'11 (Rp/gr)	Nop.'11 (Rp/gr)	Des.'11 (Rp/gr)	Jan.'12 (Rp/gr)	Peb.'12 (Rp/gr)	Mar.'12 (Rp/gr)	Apr.'12 (Rp/gr)	Mei.'12 (Rp/gr)	Jun.'12 (Rp/gr)	Jul.'12 (Rp/gr)
Pembukaan <i>Open</i>	452,000	450,500	458,200	454,300	457,600	504,700	514,100	-	-	-	-	-
Tertinggi <i>High</i>	540,000	517,200	520,100	535,700	542,900	540,500	539,800	-	-	-	-	-
Terendah <i>Low</i>	440,100	450,500	458,200	454,300	457,600	493,000	497,100	-	-	-	-	-
Penutupan <i>Settlement</i>	506,500	509,100	511,900	514,900	517,800	520,800	523,900	526,900	530,000	533,100	536,200	539,400

Agustus '11/ August '11

Kontrak / Contract Uraian / Items	Gulir Emas / Rolling Gold (KGE)	Gulir Emas / Rolling Gold (KGEUSD)	Gulir Indeks Emas / Rolling Gold Index (KIE)	Tunda Serah Emas (GOLDID)	Tunda Serah Emas (GOLDUD)
	(Rp/gr)	(USD/T.Ounce)	(Point)	(USD/T.Ounce)	(USD/T.Ounce)
	Jakarta Futures Exchange (JFX)			Indonesia Commodity & Derivatives Exchange (ICDX)	
Pembukaan <i>Open</i>	-	1,651.50	8,460	1,613.10	1,614.70
Tertinggi <i>High</i>	-	1,879	8,610	1,906.00	1,907.30
Terendah <i>Low</i>	-	1,652	8,460	1,612.90	1,610.80
Penutupan <i>Settlement</i>	490,126	1,825	8,539	1,824.60	1,824.60

3. Harga Harian / Daily Prices

Olein (OLE)
Jakarta Futures Exchange (JFX)

Agustus / August '11

Tanggal / Date	Agustus / August '11				September / September '11				Oktober / October '11				Nopember / November '11			
	Pembukaan Open (Rp/Kg)	Tertinggi High (Rp/Kg)	Terendah Low (Rp/Kg)	Penutupan Settlement (Rp/Kg)	Pembukaan Open (Rp/Kg)	Tertinggi High (Rp/Kg)	Terendah Low (Rp/Kg)	Penutupan Settlement (Rp/Kg)	Pembukaan Open (Rp/Kg)	Tertinggi High (Rp/Kg)	Terendah Low (Rp/Kg)	Penutupan Settlement (Rp/Kg)	Pembukaan Open (Rp/Kg)	Tertinggi High (Rp/Kg)	Terendah Low (Rp/Kg)	Penutupan Settlement (Rp/Kg)
1-Aug-11	-	-	-	8,570	8,440	8,470	8,440	8,455	-	-	-	8,435	-	-	-	8,430
2-Aug-11	-	-	-	8,630	8,460	8,475	8,445	8,445	-	-	-	8,425	-	-	-	8,415
3-Aug-11	-	-	-	8,650	-	-	-	8,560	-	-	-	8,530	-	-	-	8,515
4-Aug-11	-	-	-	8,565	8,460	8,475	8,460	8,470	-	-	-	8,415	-	-	-	8,385
5-Aug-11	-	-	-	8,455	-	-	-	8,265	-	-	-	8,215	-	-	-	8,195
8-Aug-11	-	-	-	8,350	8,410	8,415	8,390	8,410	-	-	-	8,295	-	-	-	8,255
9-Aug-11	8,350	8,375	8,290	8,350	8,400	8,415	8,390	8,415	-	-	-	8,275	-	-	-	8,205
10-Aug-11	8,100	8,380	8,100	8,200	8,410	8,425	8,400	8,400	-	-	-	8,225	-	-	-	8,140
11-Aug-11	8,200	8,260	8,130	8,300	8,405	8,420	8,405	8,410	-	-	-	8,245	-	-	-	8,160
12-Aug-11	8,310	8,340	8,210	8,370	-	-	-	8,265	-	-	-	8,140	-	-	-	8,055
15-Aug-11	8,370	8,460	8,345	8,450	-	-	-	8,450	-	-	-	8,215	-	-	-	8,125
16-Aug-11	-	-	-	-	8,400	8,425	8,400	8,650	-	-	-	8,410	-	-	-	8,285
17-Aug-11	-	-	-	-	-	-	-	-	-	-	-	-	-	-	-	-
18-Aug-11	-	-	-	-	8,415	8,490	8,400	8,450	-	-	-	8,235	-	-	-	8,105
19-Aug-11	-	-	-	-	8,425	8,430	8,405	8,450	-	-	-	8,225	-	-	-	8,140
22-Aug-11	-	-	-	-	8,415	8,430	8,410	8,500	-	-	-	8,310	-	-	-	8,215
23-Aug-11	-	-	-	-	8,420	8,435	8,415	8,600	-	-	-	8,445	-	-	-	8,345
24-Aug-11	-	-	-	-	8,430	8,440	8,415	8,450	-	-	-	8,265	-	-	-	8,175
25-Aug-11	-	-	-	-	8,420	8,640	8,420	8,525	-	-	-	8,310	-	-	-	8,210
26-Aug-11	-	-	-	-	8,435	8,570	8,425	8,525	-	-	-	8,295	-	-	-	8,180
29-Aug-11	-	-	-	-	-	-	-	-	-	-	-	-	-	-	-	-
30-Aug-11	-	-	-	-	-	-	-	-	-	-	-	-	-	-	-	-
31-Aug-11	-	-	-	-	-	-	-	-	-	-	-	-	-	-	-	-
Tertinggi High	(15) 8,460				(25) 8,640				-				-			
Terendah Low	(10) 8,100				(09) 8,390				-				-			
Rata-Rata Average	8,445				8,458				8,311				7,406			

Sambungan / Continued

Agustus / August '11

Tanggal / Date	Desember / December '11				Januari / January '12				Pebruari / February '12			
	Pembukaan Open (Rp/Kg)	Tertinggi High (Rp/Kg)	Terendah Low (Rp/Kg)	Penutupan Settlement (Rp/Kg)	Pembukaan Open (Rp/Kg)	Tertinggi High (Rp/Kg)	Terendah Low (Rp/Kg)	Penutupan Settlement (Rp/Kg)	Pembukaan Open (Rp/Kg)	Tertinggi High (Rp/Kg)	Terendah Low (Rp/Kg)	Penutupan Settlement (Rp/Kg)
1-Aug-11	-	-	-	8,440	-	-	-	8,435	-	-	-	-
2-Aug-11	-	-	-	8,415	-	-	-	8,415	-	-	-	-
3-Aug-11	-	-	-	8,510	-	-	-	8,515	-	-	-	-
4-Aug-11	-	-	-	8,380	-	-	-	8,385	-	-	-	-
5-Aug-11	-	-	-	8,155	-	-	-	8,155	-	-	-	-
8-Aug-11	-	-	-	8,240	-	-	-	8,240	-	-	-	-
9-Aug-11	-	-	-	8,185	-	-	-	8,185	-	-	-	-
10-Aug-11	-	-	-	8,125	-	-	-	8,160	-	-	-	-
11-Aug-11	-	-	-	8,130	-	-	-	8,125	-	-	-	-
12-Aug-11	-	-	-	8,000	-	-	-	8,020	-	-	-	-
15-Aug-11	-	-	-	8,100	-	-	-	8,095	-	-	-	-
16-Aug-11	-	-	-	8,240	-	-	-	8,215	-	-	-	8,215
17-Aug-11	-	-	-	-	-	-	-	-	-	-	-	-
18-Aug-11	-	-	-	8,070	-	-	-	8,050	-	-	-	8,030
19-Aug-11	-	-	-	8,095	-	-	-	8,080	-	-	-	8,080
22-Aug-11	-	-	-	8,175	-	-	-	8,160	-	-	-	8,160
23-Aug-11	-	-	-	8,305	-	-	-	8,290	-	-	-	8,280
24-Aug-11	-	-	-	8,135	-	-	-	8,120	-	-	-	8,120
25-Aug-11	-	-	-	8,170	-	-	-	8,160	-	-	-	8,160
26-Aug-11	-	-	-	8,160	-	-	-	8,155	-	-	-	8,155
29-Aug-11	-	-	-	-	-	-	-	-	-	-	-	-
30-Aug-11	-	-	-	-	-	-	-	-	-	-	-	-
31-Aug-11	-	-	-	-	-	-	-	-	-	-	-	-
Tertinggi High	-				-				-			
Terendah Low	-				-				-			
Rata-Rata Average	8,212				8,208				8,150			

Olefin (OLE10)
Jakarta Futures Exchange (JFX)

Agustus / August '11

Tanggal / Date	Bulan Penyerahan / Delivery Months	Agustus / August '11				September / September '11				Oktober / October '11				Nopember / November '11			
		Pembukaan Open (Rp/Kg)	Tertinggi High (Rp/Kg)	Terendah Low (Rp/Kg)	Penutupan Settlement (Rp/Kg)	Pembukaan Open (Rp/Kg)	Tertinggi High (Rp/Kg)	Terendah Low (Rp/Kg)	Penutupan Settlement (Rp/Kg)	Pembukaan Open (Rp/Kg)	Tertinggi High (Rp/Kg)	Terendah Low (Rp/Kg)	Penutupan Settlement (Rp/Kg)	Pembukaan Open (Rp/Kg)	Tertinggi High (Rp/Kg)	Terendah Low (Rp/Kg)	Penutupan Settlement (Rp/Kg)
1-Aug-11	-	-	-	-	8,570	-	-	-	8,455	-	-	-	8,435	-	-	-	8,430
2-Aug-11	-	-	-	-	8,630	-	-	-	8,445	-	-	-	8,425	-	-	-	8,415
3-Aug-11	-	-	-	-	8,650	-	-	-	8,560	-	-	-	8,530	-	-	-	8,515
4-Aug-11	-	-	-	-	8,565	-	-	-	8,470	-	-	-	8,415	-	-	-	8,385
5-Aug-11	-	-	-	-	8,455	-	-	-	8,265	-	-	-	8,215	-	-	-	8,195
8-Aug-11	-	-	-	-	8,350	-	-	-	8,410	-	-	-	8,295	-	-	-	8,255
9-Aug-11	-	-	-	-	8,350	-	-	-	8,415	-	-	-	8,275	-	-	-	8,205
10-Aug-11	-	-	-	-	8,200	-	-	-	8,400	-	-	-	8,225	-	-	-	8,140
11-Aug-11	-	-	-	-	8,300	-	-	-	8,410	-	-	-	8,245	-	-	-	8,160
12-Aug-11	-	-	-	-	8,370	-	-	-	8,265	-	-	-	8,140	-	-	-	8,055
15-Aug-11	-	-	-	-	8,450	-	-	-	8,450	-	-	-	8,215	-	-	-	8,125
16-Aug-11	-	-	-	-	-	-	-	-	8,650	-	-	-	8,410	-	-	-	8,285
17-Aug-11	-	-	-	-	-	-	-	-	-	-	-	-	-	-	-	-	-
18-Aug-11	-	-	-	-	-	-	-	-	8,450	-	-	-	8,235	-	-	-	8,105
19-Aug-11	-	-	-	-	-	-	-	-	8,450	-	-	-	8,225	-	-	-	8,140
22-Aug-11	-	-	-	-	-	-	-	-	8,500	-	-	-	8,310	-	-	-	8,215
23-Aug-11	-	-	-	-	-	-	-	-	8,600	-	-	-	8,445	-	-	-	8,345
24-Aug-11	-	-	-	-	-	-	-	-	8,450	-	-	-	8,265	-	-	-	8,175
25-Aug-11	-	-	-	-	-	-	-	-	8,525	-	-	-	8,310	-	-	-	8,210
26-Aug-11	-	-	-	-	-	-	-	-	8,525	-	-	-	8,295	-	-	-	8,180
29-Aug-11	-	-	-	-	-	-	-	-	-	-	-	-	-	-	-	-	-
30-Aug-11	-	-	-	-	-	-	-	-	-	-	-	-	-	-	-	-	-
31-Aug-11	-	-	-	-	-	-	-	-	-	-	-	-	-	-	-	-	-
Tertinggi High																	
Terendah Low																	
Rata-Rata Average			8,445				8,458				8,311				8,239		

Sambungan / Continued

Agustus / August '11

Tanggal / Date	Bulan Penyerahan / Delivery Months	Desember / December '11				Januari / January '12				Pebruari / February '11			
		Pembukaan Open (Rp/Kg)	Tertinggi High (Rp/Kg)	Terendah Low (Rp/Kg)	Penutupan Settlement (Rp/Kg)	Pembukaan Open (Rp/Kg)	Tertinggi High (Rp/Kg)	Terendah Low (Rp/Kg)	Penutupan Settlement (Rp/Kg)	Pembukaan Open (Rp/Kg)	Tertinggi High (Rp/Kg)	Terendah Low (Rp/Kg)	Penutupan Settlement (Rp/Kg)
1-Aug-11	-	-	-	-	8,440	-	-	-	8,435	-	-	-	-
2-Aug-11	-	-	-	-	8,415	-	-	-	8,415	-	-	-	-
3-Aug-11	-	-	-	-	8,510	-	-	-	8,515	-	-	-	-
4-Aug-11	-	-	-	-	8,380	-	-	-	8,385	-	-	-	-
5-Aug-11	-	-	-	-	8,155	-	-	-	8,155	-	-	-	-
8-Aug-11	-	-	-	-	8,240	-	-	-	8,240	-	-	-	-
9-Aug-11	-	-	-	-	8,185	-	-	-	8,185	-	-	-	-
10-Aug-11	-	-	-	-	8,125	-	-	-	8,160	-	-	-	-
11-Aug-11	-	-	-	-	8,130	-	-	-	8,125	-	-	-	-
12-Aug-11	-	-	-	-	8,000	-	-	-	8,020	-	-	-	-
15-Aug-11	-	-	-	-	8,100	-	-	-	8,095	-	-	-	-
16-Aug-11	-	-	-	-	8,240	-	-	-	8,215	-	-	-	8,215
17-Aug-11	-	-	-	-	-	-	-	-	-	-	-	-	-
18-Aug-11	-	-	-	-	8,070	-	-	-	8,050	-	-	-	8,030
19-Aug-11	-	-	-	-	8,095	-	-	-	8,080	-	-	-	8,080
22-Aug-11	-	-	-	-	8,175	-	-	-	8,160	-	-	-	8,160
23-Aug-11	-	-	-	-	8,305	-	-	-	8,290	-	-	-	8,280
24-Aug-11	-	-	-	-	8,135	-	-	-	8,120	-	-	-	8,120
25-Aug-11	-	-	-	-	8,170	-	-	-	8,160	-	-	-	8,160
26-Aug-11	-	-	-	-	8,160	-	-	-	8,155	-	-	-	8,155
29-Aug-11	-	-	-	-	-	-	-	-	-	-	-	-	-
30-Aug-11	-	-	-	-	-	-	-	-	-	-	-	-	-
31-Aug-11	-	-	-	-	-	-	-	-	-	-	-	-	-
Tertinggi High													
Terendah Low													
Rata-Rata Average			8,212				8,208				8,150		

Crude Palm Oil (CPOTR)
Indonesia Commodity & Derivatives Exchange (ICDX)

Agustus / August '11

Tanggal / Date	Bulan Penyerahan / Delivery Months	Agustus / August '11				September / September '11				Oktober / October '11			
		Pembukaan Open (Rp/Kg)	Tertinggi High (Rp/Kg)	Terendah Low (Rp/Kg)	Penutupan Settlement (Rp/Kg)	Pembukaan Open (Rp/Kg)	Tertinggi High (Rp/Kg)	Terendah Low (Rp/Kg)	Penutupan Settlement (Rp/Kg)	Pembukaan Open (Rp/Kg)	Tertinggi High (Rp/Kg)	Terendah Low (Rp/Kg)	Penutupan Settlement (Rp/Kg)
1-Aug-11	-	-	-	-	9,120	8,850	8,930	8,850	9,025	8,890	8,955	8,845	8,980
2-Aug-11	-	-	-	-	9,090	9,060	9,060	8,890	9,015	8,990	8,990	8,855	8,940
3-Aug-11	-	-	-	-	9,125	9,040	9,105	8,740	9,065	8,785	8,990	8,765	8,970
4-Aug-11	-	-	-	-	9,060	8,850	9,080	8,820	8,985	8,875	8,960	8,840	8,850
5-Aug-11	-	-	-	-	8,910	9,745	9,810	8,705	8,860	8,585	8,730	8,585	8,715
8-Aug-11	-	-	-	-	8,820	8,775	8,790	8,650	8,745	8,650	8,695	8,530	8,600
9-Aug-11	-	-	-	-	8,665	8,475	8,680	8,400	8,575	8,345	8,540	8,315	8,445
10-Aug-11	-	-	-	-	8,740	8,495	8,540	8,445	8,630	8,330	8,495	8,330	8,430
11-Aug-11	-	-	-	-	8,840	8,685	8,735	8,435	8,790	8,380	8,540	8,375	8,615
12-Aug-11	-	-	-	-	8,930	8,985	8,985	8,730	8,840	8,635	8,640	8,540	8,645
15-Aug-11	-	-	-	-	8,850	8,800	9,010	8,640	9,025	8,655	8,795	8,640	8,830
16-Aug-11	-	-	-	-	-	-	-	8,645	9,025	8,750	8,810	8,645	8,715
17-Aug-11	-	-	-	-	-	-	-	-	-	-	-	-	-
18-Aug-11	-	-	-	-	-	-	-	8,710	9,070	8,790	8,795	8,710	8,830
19-Aug-11	-	-	-	-	-	-	-	8,550	8,995	8,565	8,745	8,550	8,775
22-Aug-11	-	-	-	-	-	-	-	-	9,000	8,790	8,790	8,680	8,785
23-Aug-11	-	-	-	-	-	-	-	-	9,115	8,800	8,920	8,790	8,930
24-Aug-11	-	-	-	-	-	-	-	-	9,075	8,845	8,880	8,790	8,910
25-Aug-11	-	-	-	-	-	-	-	-	9,020	8,780	8,860	8,640	8,845
26-Aug-11	-	-	-	-	-	-	-	-	8,935	8,660	8,725	8,570	8,775
29-Aug-11	-	-	-	-	-	-	-	-	8,845	8,735	8,815	8,605	8,815
30-Aug-11	-	-	-	-	-	-	-	-	8,845	-	-	-	8,815
31-Aug-11	-	-	-	-	-	-	-	-	8,845	-	-	-	8,815
Tertinggi High								(05) 9,810			(03) 8,990		
Terendah Low								(09) 8,400			(09) 8,315		
Rata-Rata Average			8,923					8,924			8,774		

Sambungan / Continued

Agustus / August '11

Tanggal / Date	Bulan Penyerahan / Delivery Months	Nopember / November '11				Desember / December '11				Januari / January '12			
		Pembukaan Open (Rp/Kg)	Tertinggi High (Rp/Kg)	Terendah Low (Rp/Kg)	Penutupan Settlement (Rp/Kg)	Pembukaan Open (Rp/Kg)	Tertinggi High (Rp/Kg)	Terendah Low (Rp/Kg)	Penutupan Settlement (Rp/Kg)	Pembukaan Open (Rp/Kg)	Tertinggi High (Rp/Kg)	Terendah Low (Rp/Kg)	Penutupan Settlement (Rp/Kg)
1-Aug-11	-	8,870	8,945	8,840	8,980	-	-	-	8,980	-	-	-	8,980
2-Aug-11	-	8,890	8,935	8,850	8,920	-	-	-	8,920	-	-	-	8,920
3-Aug-11	-	8,790	8,965	8,765	8,945	-	-	-	8,945	-	-	-	8,945
4-Aug-11	-	8,880	8,900	8,810	8,850	-	-	-	8,850	-	-	-	8,850
5-Aug-11	-	8,575	8,700	8,575	8,705	-	-	-	8,705	-	-	-	8,705
8-Aug-11	-	8,620	8,640	8,490	8,600	-	-	-	8,600	-	-	-	8,600
9-Aug-11	-	8,310	8,600	8,250	8,445	-	-	-	8,445	-	-	-	8,445
10-Aug-11	-	8,370	8,510	8,260	8,430	-	-	-	8,430	-	-	-	8,430
11-Aug-11	-	8,305	8,455	8,305	8,615	-	-	-	8,615	-	-	-	8,615
12-Aug-11	-	8,550	8,555	8,455	8,610	-	-	-	8,610	-	-	-	8,610
15-Aug-11	-	8,435	8,685	8,420	8,810	-	-	-	8,810	-	-	-	8,810
16-Aug-11	-	8,655	8,705	8,520	8,650	-	-	-	8,700	-	-	-	8,700
17-Aug-11	-	-	-	-	-	-	-	-	-	-	-	-	-
18-Aug-11	-	8,630	8,675	8,590	8,740	8,625	8,665	8,545	8,740	-	-	-	8,740
19-Aug-11	-	8,565	8,650	8,530	8,675	8,555	8,590	8,475	8,675	-	-	-	8,675
22-Aug-11	-	8,650	8,670	8,580	8,710	8,865	8,870	8,540	8,700	-	-	-	8,700
23-Aug-11	-	8,720	8,815	8,690	8,835	8,695	8,785	8,640	8,780	-	-	-	8,780
24-Aug-11	-	8,765	8,790	8,705	8,795	8,700	8,760	8,670	8,795	-	-	-	8,795
25-Aug-11	-	8,680	8,745	8,570	8,690	8,675	8,720	8,530	8,690	-	-	-	8,690
26-Aug-11	-	8,600	8,600	8,490	8,710	8,540	8,540	8,450	8,710	-	-	-	8,710
29-Aug-11	-	8,515	8,815	8,480	8,780	8,615	8,800	8,600	8,800	-	-	-	8,800
30-Aug-11	-	-	-	-	8,780	-	-	-	8,800	-	-	-	8,800
31-Aug-11	-	-	-	-	8,780	-	-	-	8,800	-	-	-	8,800
Tertinggi High			(03) 8,965				(22) 8,870						
Terendah Low			(09) 8,250				(26) 8,450						
Rata-Rata Average			8,730				8,732				8,732		

Sambungan / Continued

Agustus / August '11

Tanggal / Date	Bulan Penyerahan / Delivery Months	Pebruari / February '12				Maret / March '12				April / April '12			
		Pembukaan Open (Rp/Kg)	Tertinggi High (Rp/Kg)	Terendah Low (Rp/Kg)	Penutupan Settlement (Rp/Kg)	Pembukaan Open (Rp/Kg)	Tertinggi High (Rp/Kg)	Terendah Low (Rp/Kg)	Penutupan Settlement (Rp/Kg)	Pembukaan Open (Rp/Kg)	Tertinggi High (Rp/Kg)	Terendah Low (Rp/Kg)	Penutupan Settlement (Rp/Kg)
1-Aug-11	-	-	-	-	8.980	-	-	-	8.980	-	-	-	8.980
2-Aug-11	-	-	-	-	8.920	-	-	-	8.920	-	-	-	8.920
3-Aug-11	-	-	-	-	8.945	-	-	-	8.945	-	-	-	8.945
4-Aug-11	-	-	-	-	8.850	-	-	-	8.850	-	-	-	8.850
5-Aug-11	-	-	-	-	8.705	-	-	-	8.705	-	-	-	8.705
8-Aug-11	-	-	-	-	8.600	-	-	-	8.600	-	-	-	8.600
9-Aug-11	-	-	-	-	8.445	-	-	-	8.445	-	-	-	8.445
10-Aug-11	-	-	-	-	8.430	-	-	-	8.430	-	-	-	8.430
11-Aug-11	-	-	-	-	8.615	-	-	-	8.615	-	-	-	8.615
12-Aug-11	-	-	-	-	8.610	-	-	-	8.610	-	-	-	8.610
15-Aug-11	-	-	-	-	8.810	-	-	-	8.810	-	-	-	8.810
16-Aug-11	-	-	-	-	8.700	-	-	-	8.700	-	-	-	8.700
17-Aug-11	-	-	-	-	-	-	-	-	-	-	-	-	-
18-Aug-11	-	-	-	-	8.740	-	-	-	8.740	-	-	-	8.740
19-Aug-11	-	-	-	-	8.675	-	-	-	8.675	-	-	-	8.675
22-Aug-11	-	-	-	-	8.700	-	-	-	8.700	-	-	-	8.700
23-Aug-11	-	-	-	-	8.780	-	-	-	8.780	-	-	-	8.780
24-Aug-11	-	-	-	-	8.795	-	-	-	8.795	-	-	-	8.795
25-Aug-11	-	-	-	-	8.690	-	-	-	8.690	-	-	-	8.690
26-Aug-11	-	-	-	-	8.710	-	-	-	8.710	-	-	-	8.710
29-Aug-11	-	-	-	-	8.800	-	-	-	8.800	-	-	-	8.800
30-Aug-11	-	-	-	-	8.800	-	-	-	8.800	-	-	-	8.800
31-Aug-11	-	-	-	-	8.800	-	-	-	8.800	-	-	-	8.800
Tertinggi High					-				-				-
Terendah Low					-				-				-
Rata-Rata Average					8,732				8,732				8,732

Sambungan / Continued

Agustus / August '11

Tanggal / Date	Bulan Penyerahan / Delivery Months	Mei / May '12				Juni / June '12				Juli / July '12			
		Pembukaan Open (Rp/Kg)	Tertinggi High (Rp/Kg)	Terendah Low (Rp/Kg)	Penutupan Settlement (Rp/Kg)	Pembukaan Open (Rp/Kg)	Tertinggi High (Rp/Kg)	Terendah Low (Rp/Kg)	Penutupan Settlement (Rp/Kg)	Pembukaan Open (Rp/Kg)	Tertinggi High (Rp/Kg)	Terendah Low (Rp/Kg)	Penutupan Settlement (Rp/Kg)
1-Aug-11	-	-	-	-	8.980	-	-	-	8.980	-	-	-	8.980
2-Aug-11	-	-	-	-	8.920	-	-	-	8.920	-	-	-	8.920
3-Aug-11	-	-	-	-	8.945	-	-	-	8.945	-	-	-	8.945
4-Aug-11	-	-	-	-	8.850	-	-	-	8.850	-	-	-	8.850
5-Aug-11	-	-	-	-	8.705	-	-	-	8.705	-	-	-	8.705
8-Aug-11	-	-	-	-	8.600	-	-	-	8.600	-	-	-	8.600
9-Aug-11	-	-	-	-	8.445	-	-	-	8.445	-	-	-	8.445
10-Aug-11	-	-	-	-	8.430	-	-	-	8.430	-	-	-	8.430
11-Aug-11	-	-	-	-	8.615	-	-	-	8.615	-	-	-	8.615
12-Aug-11	-	-	-	-	8.610	-	-	-	8.610	-	-	-	8.610
15-Aug-11	-	-	-	-	8.810	-	-	-	8.810	-	-	-	8.810
16-Aug-11	-	-	-	-	8.700	-	-	-	8.700	-	-	-	8.700
17-Aug-11	-	-	-	-	-	-	-	-	-	-	-	-	-
18-Aug-11	-	-	-	-	8.740	-	-	-	8.740	-	-	-	8.740
19-Aug-11	-	-	-	-	8.675	-	-	-	8.675	-	-	-	8.675
22-Aug-11	-	-	-	-	8.700	-	-	-	8.700	-	-	-	8.700
23-Aug-11	-	-	-	-	8.780	-	-	-	8.780	-	-	-	8.780
24-Aug-11	-	-	-	-	8.795	-	-	-	8.795	-	-	-	8.795
25-Aug-11	-	-	-	-	8.690	-	-	-	8.690	-	-	-	8.690
26-Aug-11	-	-	-	-	8.710	-	-	-	8.710	-	-	-	8.710
29-Aug-11	-	-	-	-	8.800	-	-	-	8.800	-	-	-	8.800
30-Aug-11	-	-	-	-	8.800	-	-	-	8.800	-	-	-	8.800
31-Aug-11	-	-	-	-	8.800	-	-	-	8.800	-	-	-	8.800
Tertinggi High					-				-				-
Terendah Low					-				-				-
Rata-Rata Average					8,732				8,732				8,732

Sambungan / Continued

Agustus / August '11

Tanggal / Date	April / April '12				Mei / May '12				Juni / June '12				Juli / July '12			
	Pembukaan Open (Rp/gram)	Tertinggi High (Rp/gram)	Terendah Low (Rp/gram)	Penutupan Settlement (Rp/gram)	Pembukaan Open (Rp/gram)	Tertinggi High (Rp/gram)	Terendah Low (Rp/gram)	Penutupan Settlement (Rp/gram)	Pembukaan Open (Rp/gram)	Tertinggi High (Rp/gram)	Terendah Low (Rp/gram)	Penutupan Settlement (Rp/gram)	Pembukaan Open (Rp/gram)	Tertinggi High (Rp/gram)	Terendah Low (Rp/gram)	Penutupan Settlement (Rp/gram)
1-Aug-11	-	-	-	467,200	-	-	-	470,000	-	-	-	472,800	-	-	-	475,700
2-Aug-11	-	-	-	477,400	-	-	-	480,300	-	-	-	483,100	-	-	-	486,000
3-Aug-11	-	-	-	480,100	-	-	-	483,000	-	-	-	485,900	-	-	-	488,800
4-Aug-11	-	-	-	475,600	-	-	-	478,400	-	-	-	481,300	-	-	-	484,100
5-Aug-11	-	-	-	482,800	-	-	-	485,700	-	-	-	488,600	-	-	-	491,500
8-Aug-11	-	-	-	498,800	-	-	-	501,800	-	-	-	504,800	-	-	-	507,800
9-Aug-11	-	-	-	504,400	-	-	-	507,400	-	-	-	510,500	-	-	-	513,500
10-Aug-11	-	-	-	519,300	-	-	-	522,400	-	-	-	525,500	-	-	-	528,700
11-Aug-11	-	-	-	510,600	-	-	-	513,700	-	-	-	516,700	-	-	-	519,800
12-Aug-11	-	-	-	506,900	-	-	-	509,800	-	-	-	512,800	-	-	-	515,900
15-Aug-11	-	-	-	511,400	-	-	-	514,400	-	-	-	517,500	-	-	-	520,500
16-Aug-11	-	-	-	517,400	-	-	-	520,500	-	-	-	523,500	-	-	-	526,600
17-Aug-11	-	-	-	518,600	-	-	-	521,700	-	-	-	524,700	-	-	-	527,900
18-Aug-11	-	-	-	529,000	-	-	-	532,100	-	-	-	535,200	-	-	-	538,400
19-Aug-11	-	-	-	537,900	-	-	-	541,100	-	-	-	544,300	-	-	-	547,500
22-Aug-11	-	-	-	550,200	-	-	-	553,400	-	-	-	556,700	-	-	-	560,000
23-Aug-11	-	-	-	531,000	-	-	-	534,100	-	-	-	537,200	-	-	-	540,400
24-Aug-11	-	-	-	511,800	-	-	-	514,800	-	-	-	517,900	-	-	-	520,900
25-Aug-11	-	-	-	515,200	-	-	-	518,200	-	-	-	521,200	-	-	-	524,300
26-Aug-11	-	-	-	529,800	-	-	-	532,900	-	-	-	536,100	-	-	-	539,300
29-Aug-11	-	-	-	519,300	-	-	-	522,300	-	-	-	525,400	-	-	-	528,500
30-Aug-11	-	-	-	533,700	-	-	-	536,800	-	-	-	540,000	-	-	-	543,200
31-Aug-11	-	-	-	530,000	-	-	-	533,100	-	-	-	536,200	-	-	-	539,400
Tertinggi High	-	-	-	-	-	-	-	-	-	-	-	-	-	-	-	-
Terendah Low	-	-	-	-	-	-	-	-	-	-	-	-	-	-	-	-
Rata-Rata Average	-	511,235	-	-	-	514,257	-	-	517,300	-	-	-	520,378	-	-	-

Gulir Emas / Rolling Gold (KGE)

Jakarta Futures Exchange (JFX)

Tanggal / Date	Agustus / August '11			
	Pembukaan Open (Rp/gram)	Tertinggi High (Rp/gram)	Terendah Low (Rp/gram)	Penutupan Settlement (Rp/gram)
1-Aug-11	-	-	-	439,699
2-Aug-11	-	-	-	443,559
3-Aug-11	-	-	-	454,220
4-Aug-11	-	-	-	454,872
5-Aug-11	-	-	-	455,862
8-Aug-11	-	-	-	466,547
9-Aug-11	-	-	-	485,674
10-Aug-11	-	-	-	481,640
11-Aug-11	-	-	-	489,202
12-Aug-11	-	-	-	479,794
15-Aug-11	-	-	-	477,960
16-Aug-11	-	-	-	487,198
17-Aug-11	-	-	-	-
18-Aug-11	-	-	-	494,776
19-Aug-11	-	-	-	513,386
22-Aug-11	-	-	-	516,174
23-Aug-11	-	-	-	518,103
24-Aug-11	-	-	-	507,196
25-Aug-11	-	-	-	470,792
26-Aug-11	-	-	-	490,126
29-Aug-11	-	-	-	-
30-Aug-11	-	-	-	-
31-Aug-11	-	-	-	-
Tertinggi High	-	-	-	-
Terendah Low	-	-	-	-
Rata-Rata Average	-	480,357	-	-

Gulir Emas / Rolling Gold (KGEUSD)

Jakarta Futures Exchange (JFX)

Tanggal / Date	Agustus / August '11			
	Pembukaan Open (USD/T.Ounce)	Tertinggi High (USD/T.Ounce)	Terendah Low (USD/T.Ounce)	Penutupan Settlement (USD/T.Ounce)
1-Aug-11	-	-	-	1,620.15
2-Aug-11	-	-	-	1,661.25
3-Aug-11	1,652	1,652	1,652	1,661.55
4-Aug-11	-	-	-	1,646.35
5-Aug-11	-	-	-	1,663.70
8-Aug-11	1,706.30	1,706.30	1,706.30	1,719.50
9-Aug-11	-	-	-	1,741.20
10-Aug-11	1,762.70	1,762.70	1,762.70	1,793.40
11-Aug-11	1,788.10	1,788.10	1,782.00	1,763.90
12-Aug-11	1,760.70	1,763.10	1,760.70	1,746.75
15-Aug-11	1,764.30	1,764.80	1,763.20	1,766.05
16-Aug-11	1,775.90	1,781.00	1,773.50	1,785.80
17-Aug-11	-	-	-	1,791.20
18-Aug-11	-	-	-	1,824.40
19-Aug-11	-	-	-	1,852.15
22-Aug-11	1,879.00	1,879.00	1,878.30	1,897.30
23-Aug-11	-	-	-	1,828.60
24-Aug-11	-	-	-	1,758.30
25-Aug-11	-	-	-	1,773.55
26-Aug-11	-	-	-	1,827.35
29-Aug-11	1,788.90	1,790.40	1,785.30	1,788.55
30-Aug-11	1,789.50	1,789.50	1,789.50	1,835.35
31-Aug-11	-	-	-	1,825.15
Tertinggi High	-	(22)	1,879.00	-
Terendah Low	-	(03)	1,651.50	-
Rata-Rata Average	-	-	1,763.98	-

Gulir Indeks Emas / Rolling Gold Index (KIE)

Jakarta Futures Exchange (JFX)

Tanggal / Date	Agustus / August '11			
	Pembukaan Open (Point)	Tertinggi High (Point)	Terendah Low (Point)	Penutupan Settlement (Point)
1-Aug-11	-	-	-	8,464
2-Aug-11	8,460	8,465	8,460	8,470
3-Aug-11	8,470	8,470	8,470	8,482
4-Aug-11	-	-	-	8,498
5-Aug-11	8,470	8,470	8,470	8,518
8-Aug-11	8,520	8,520	8,515	8,508
9-Aug-11	8,570	8,575	8,550	8,544
10-Aug-11	8,542	8,542	8,530	8,528
11-Aug-11	8,542	8,552	8,542	8,540
12-Aug-11	8,537	8,555	8,536	8,547
15-Aug-11	8,537	8,539	8,537	8,539
16-Aug-11	8,523	8,527	8,522	8,529
17-Aug-11	-	-	-	-
18-Aug-11	8,530	8,539	8,530	8,538
19-Aug-11	8,557	8,600	8,470	8,554
22-Aug-11	8,552	8,552	8,545	8,547
23-Aug-11	8,542	8,542	8,537	8,548
24-Aug-11	8,539	8,610	8,480	8,550
25-Aug-11	-	-	-	8,578
26-Aug-11	8,540	8,610	8,480	8,539
29-Aug-11	-	-	-	-
30-Aug-11	-	-	-	-
31-Aug-11	-	-	-	-
Tertinggi High	-	(26)	8,610	-
Terendah Low	-	(02)	8,460	-
Rata-Rata Average	-	-	8,527	-

Tunda Serah Emas (GOLDID)
Indonesia Commodity & Derivatives Exchange (ICDX)

Tanggal / Date	Agustus / August '11			
	Pembukaan Open (USD/T.Ounce)	Tertinggi High (USD/T.Ounce)	Terendah Low (USD/T.Ounce)	Penutupan Settlement (USD/T.Ounce)
1-Aug-11	1,613.10	1,616.00	1,612.90	1,620.50
2-Aug-11	1,621.10	1,650.90	1,620.70	1,656.60
3-Aug-11	1,654.90	1,670.00	1,652.30	1,663.50
4-Aug-11	1,662.20	1,682.00	1,648.00	1,645.90
5-Aug-11	1,662.20	1,682.00	1,648.00	1,662.00
8-Aug-11	1,692.60	1,710.00	1,692.60	1,719.30
9-Aug-11	1,753.20	1,777.00	1,731.70	1,735.40
10-Aug-11	1,755.90	1,787.00	1,749.00	1,789.50
11-Aug-11	1,802.00	1,805.00	1,736.00	1,757.60
12-Aug-11	1,759.50	1,759.80	1,726.40	1,745.40
15-Aug-11	1,743.70	1,763.00	1,740.00	1,762.70
16-Aug-11	1,763.30	1,780.50	1,762.10	1,785.60
17-Aug-11	1,783.20	1,810.00	1,783.20	1,789.90
18-Aug-11	1,793.20	1,820.10	1,793.20	1,823.80
19-Aug-11	1,832.80	1,860.00	1,832.80	1,851.60
22-Aug-11	1,870.00	1,891.00	1,865.00	1,893.80
23-Aug-11	1,906.00	1,906.00	1,865.00	1,829.90
24-Aug-11	1,850.30	1,850.40	1,754.20	1,762.30
25-Aug-11	1,766.10	1,766.10	1,709.60	1,769.10
26-Aug-11	1,770.00	1,810.10	1,770.00	1,823.70
29-Aug-11	1,810.00	1,820.00	1,800.00	1,787.90
30-Aug-11	1,795.40	1,835.00	1,790.00	1,837.40
31-Aug-11	1,837.70	1,837.70	1,836.00	1,824.60
Tertinggi High		(23) 1,906.00		
Terendah Low		(01) 1,612.90		
Rata-Rata Average		1,762.52		

Tunda Serah Emas (GOLDUD)
Indonesia Commodity & Derivatives Exchange (ICDX)

Tanggal / Date	Agustus / August '11			
	Pembukaan Open (USD/T.Ounce)	Tertinggi High (USD/T.Ounce)	Terendah Low (USD/T.Ounce)	Penutupan Settlement (USD/T.Ounce)
1-Aug-11	1,614.70	1,630.80	1,610.80	1,620.50
2-Aug-11	1,620.80	1,653.00	1,620.00	1,656.60
3-Aug-11	1,655.40	1,670.40	1,655.40	1,663.50
4-Aug-11	1,661.00	1,681.60	1,642.70	1,645.90
5-Aug-11	1,661.00	1,681.60	1,642.70	1,662.00
8-Aug-11	1,685.60	1,719.20	1,683.30	1,719.30
9-Aug-11	1,742.10	1,778.70	1,721.30	1,735.40
10-Aug-11	1,766.00	1,787.00	1,748.90	1,789.50
11-Aug-11	1,805.00	1,805.10	1,737.60	1,757.60
12-Aug-11	1,758.50	1,766.00	1,729.50	1,745.40
15-Aug-11	1,742.00	1,763.60	1,734.00	1,762.70
16-Aug-11	1,763.30	1,786.90	1,763.30	1,785.60
17-Aug-11	1,785.50	1,793.00	1,780.00	1,789.90
18-Aug-11	1,791.90	1,825.00	1,791.90	1,823.80
19-Aug-11	1,832.00	1,876.50	1,832.00	1,851.60
22-Aug-11	1,871.20	1,892.00	1,863.00	1,893.80
23-Aug-11	1,904.90	1,907.30	1,829.40	1,829.90
24-Aug-11	1,846.20	1,853.00	1,753.50	1,762.30
25-Aug-11	1,754.40	1,799.00	1,706.10	1,769.10
26-Aug-11	1,768.00	1,810.20	1,766.80	1,823.70
29-Aug-11	1,816.60	1,821.80	1,787.90	1,787.90
30-Aug-11	1,793.10	1,834.50	1,793.10	1,837.40
31-Aug-11	1,831.60	1,833.70	1,815.40	1,824.60
Tertinggi High		(23) 1,907.30		
Terendah Low		(01) 1,610.80		
Rata-Rata Average		1,762.52		

4. Jumlah dan Volume Transaksi, dan Open Interest Frequency and Volume, and Open Interest

Olein (OLE)
Jakarta Futures Exchange (JFX)

Tanggal (Date)	Bulan (Month)	Agustus / August '11		
		Transaksi (kali) Frequency (times)	Volume (lot) Volume (lots)	Open Interest (lots)
1		8	14	10
2		8	14	10
3		-	-	-
4		8	8	10
5		-	-	-
8		8	16	10
9		68	76	10
10		16	112	10
11		84	88	10
12		40	40	10
15		30	120	8
16		8	14	-
17		-	-	-
18		18	120	-
19		-	14	-
22		8	14	-
23		10	16	-
24		8	20	-
25		-	-	-
26		88	94	-
29		-	-	-
30		-	-	-
31		-	-	-
Tertinggi High		(26) 88	(18) 120	(12) 10
Terendah Low		(24) 8	(4) 8	(15) 8
Rata-Rata Average		27	49	10

Olein (OLE10)
Jakarta Futures Exchange (JFX)

Tanggal (Date)	Bulan (Month)	Agustus / August '11		
		Transaksi (kali) Frequency (times)	Volume (lot) Volume (lots)	Open Interest (lots)
1		-	-	-
2		-	-	-
3		-	-	-
4		-	-	-
5		-	-	-
8		-	-	-
9		-	-	-
10		-	-	-
11		-	-	-
12		-	-	-
15		-	-	-
16		-	-	-
17		-	-	-
18		-	-	-
19		-	-	-
22		-	-	-
23		-	-	-
24		-	-	-
25		-	-	-
26		-	-	-
29		-	-	-
30		-	-	-
31		-	-	-
Tertinggi High		-	-	-
Terendah Low		-	-	-
Rata-Rata Average		-	-	-

Crude Palm Oil (CPOTR)
Indonesia Commodity & Derivatives Exchange (ICDX)

Tanggal (Date)	Bulan (Month)	Agustus / August '11		
		Transaksi (kali) Frequency (times)	Volume (lot) Volume (lots)	Open Interest (lots)
1		577	2930	-
2		595	2439	-
3		649	2638	-
4		727	3385	-
5		621	3585	-
8		643	2920	-
9		500	2898	-
10		748	3575	-
11		841	3163	-
12		719	2811	-
15		968	3124	-
16		684	2904	-
17		-	-	-
18		835	2898	-
19		976	2675	-
22		776	3294	-
23		852	2671	-
24		755	2481	-
25		716	2080	-
26		816	2492	-
29		369	1249	-
30		-	-	-
31		-	-	-
Tertinggi High		(19) 976	(05) 3585	-
Terendah Low		(29) 369	(29) 1249	-
Rata-Rata Average		718	2811	-

Emas / Gold (GOL)
Jakarta Futures Exchange (JFX)

Tanggal (Date)	Agustus / August '11		
	Transaksi (kali) Frequency (times)	Volume (lot) Volume (lots)	Open Interest (lots)
1	6	6	-
2	6	6	-
3	6	6	-
4	6	6	-
5	6	6	-
8	6	6	-
9	6	6	-
10	16	106	-
11	6	6	-
12	6	6	-
15	16	106	-
16	6	6	-
17	-	-	-
18	16	106	-
19	-	6	-
22	6	6	-
23	6	6	-
24	2	2	-
25	-	-	-
26	6	6	-
29	-	-	-
30	-	-	-
31	-	-	-
Tertinggi High	(18) 16	(18) 106	-
Terendah Low	(24) 2	(24) 2	-
Rata-Rata Average	8	22	-

Emas / Gold (GOL250)
Jakarta Futures Exchange (JFX)

Tanggal (Date)	Agustus / August '11		
	Transaksi (kali) Frequency (times)	Volume (lot) Volume (lots)	Open Interest (lots)
1	-	-	-
2	6	18	-
3	11	52	-
4	9	44	-
5	9	30	-
8	8	32	-
9	6	24	-
10	14	40	-
11	8	28	-
12	8	32	-
15	19	130	-
16	4	8	-
17	-	-	-
18	27	174	-
19	-	-	-
22	29	130	-
23	47	220	-
24	34	134	-
25	-	-	-
26	16	48	-
29	-	-	-
30	-	-	-
31	-	-	-
Tertinggi High	(23) 47	(23) 220	-
Terendah Low	(16) 4	(16) 8	-
Rata-Rata Average	16	72	-

Emas / Gold (GOLDGR)
Indonesia Commodity & Derivatives Exchange (ICDX)

Tanggal (Date)	Agustus / August '11		
	Transaksi (kali) Frequency (times)	Volume (lot) Volume (lots)	Open Interest (lots)
1	24	157	211
2	122	131	200
3	62	202	116
4	22	70	91
5	6	24	90
8	132	228	90
9	26	74	90
10	18	23	90
11	25	54	90
12	25	83	90
15	19	78	90
16	13	50	90
17	6	12	89
18	5	27	89
19	43	129	43
22	22	88	43
23	23	65	41
24	2	2	41
25	42	155	11
26	7	10	11
29	82	239	-
30	-	-	-
31	2	2	-
Tertinggi High	(08) 132	(29) 239	(01) 211
Terendah Low	(24) 2	(24) 2	(26) 11
Rata-Rata Average	33	87	85

Gulir Emas / Rolling Gold (KGE)
Jakarta Futures Exchange (JFX)

Tanggal (Date)	Bulan (Month)	Agustus / August '11		
		Transaksi (kali) Frequency (times)	Volume (lot) Volume (lots)	Open Interest (lots)
1		-	-	-
2		-	-	-
3		-	-	-
4		-	-	-
5		-	-	-
8		-	-	-
9		-	-	-
10		-	-	-
11		-	-	-
12		-	-	-
15		-	-	-
16		-	-	-
17		-	-	-
18		-	-	-
19		-	-	-
22		-	-	-
23		-	-	-
24		-	-	-
25		-	-	-
26		-	-	-
29		-	-	-
30		-	-	-
31		-	-	-
Tertinggi High		-	-	-
Terendah Low		-	-	-
Rata-Rata Average		-	-	-

Gulir Emas / Rolling Gold (KGEUSD)
Jakarta Futures Exchange (JFX)

Tanggal (Date)	Bulan (Month)	Agustus / August '11		
		Transaksi (kali) Frequency (times)	Volume (lot) Volume (lots)	Open Interest (lots)
1		-	-	-
2		-	-	-
3		1	1	14
4		-	-	-
5		-	-	-
8		1	10	24
9		-	-	-
10		1	10	34
11		10	100	34
12		10	100	34
15		12	240	7
16		14	140	34
17		-	-	-
18		-	-	-
19		-	-	-
22		10	200	34
23		-	-	-
24		-	-	-
25		-	-	-
26		-	-	-
29		19	360	35
30		1	1	36
31		-	-	-
Tertinggi High		(29) 19	(29) 360	(30) 36
Terendah Low		(30) 1	(10) 10	(15) 7
Rata-Rata Average		8	116	-

Gulir Indeks Emas/Rolling Gold Index (KIE)
Jakarta Futures Exchange (JFX)

Tanggal (Date)	Bulan (Month)	Agustus / August '11		
		Transaksi (kali) Frequency (times)	Volume (lot) Volume (lots)	Open Interest (lots)
1		-	-	-
2		2	8	121
3		1	1	122
4		-	-	-
5		1	2	122
8		2	8	122
9		3	4	120
10		14	154	120
11		10	120	120
12		8	76	120
15		8	100	121
16		9	160	120
17		-	-	-
18		12	126	120
19		-	-	-
22		8	120	140
23		10	140	140
24		74	790	140
25		-	-	-
26		72	720	140
29		-	-	-
30		-	-	-
31		-	-	-
Tertinggi High		(30) 74	(30) 790	(26) 140
Terendah Low		(24) 1	(08) 1	(16) 120
Rata-Rata Average		19	212	126

Tunda Serah Emas (GOLDID)
Indonesia Commodity & Derivatives Exchange (ICDX)

Tanggal (Date)	Bulan (Month)	Agustus / August '11		
		Transaksi (kali) <i>Frequency (times)</i>	Volume (lot) <i>Volume (lots)</i>	Open Interest (lots)
1		8	14	-
2		25	47	-
3		45	45	-
4		21	27	-
5		4	13	-
8		10	19	-
9		23	40	-
10		59	207	-
11		36	115	-
12		9	40	-
15		6	47	-
16		4	9	-
17		10	40	-
18		8	35	-
19		17	77	-
22		18	92	-
23		5	22	-
24		22	72	-
25		41	154	-
26		9	36	-
29		17	33	-
30		33	60	-
31		3	7	-
Tertinggi <i>High</i>		(10) 59	(10) 207	-
Terendah <i>Low</i>		(31) 3	(31) 7	-
Rata-Rata <i>Average</i>		19	54	-

Tunda Serah Emas (GOLDUD)
Indonesia Commodity & Derivatives Exchange (ICDX)

Tanggal (Date)	Bulan (Month)	Agustus / August '11		
		Transaksi (kali) <i>Frequency (times)</i>	Volume (lot) <i>Volume (lots)</i>	Open Interest (lots)
1		127	230	-
2		66	190	-
3		16	42	-
4		278	574	-
5		399	881	-
8		226	837	-
9		116	264	-
10		41	319	-
11		130	1101	-
12		36	136	-
15		41	186	-
16		42	308	-
17		28	217	-
18		16	138	-
19		80	892	-
22		21	268	-
23		36	592	-
24		47	588	-
25		45	394	-
26		43	93	-
29		24	171	-
30		22	113	-
31		28	270	-
Tertinggi <i>High</i>		(05) 399	(11) 1101	-
Terendah <i>Low</i>		(03) 16	(03) 42	-
Rata-Rata <i>Average</i>		83	383	-

5. Jumlah dan Volume Transaksi, *Open Interest* dan Hari Perdagangan Selama Lima Tahun
Frequency and Volume, Open Interest and Trading Days for Five Years

Olein (OLE)
 Jakarta Futures Exchange (JFX)

No.	Bulan / Month	Transaksi (Kali)/Frequency (Times)					Volume (lot) /Volume (Lots)					Open Interest pada akhir bulan (lot) / Open Interest at the End of This Month (Lots)					Hari Perdagangan / Trading Days (Days)				
		2007	2008	2009	2010	2011	2007	2008	2009	2010	2011	2007	2008	2009	2010	2011	2007	2008	2009	2010	2011
1	Januari/January	98	-	6	-	162	262	-	10	-	414	-	-	-	-	-	20	19	19	20	21
2	Pebruari/February	65	-	2	-	228	45	-	4	-	532	-	-	-	-	-	20	20	20	19	18
3	Maret/March	89	-	2	-	581	117	-	4	-	927	-	-	-	-	-	17	20	20	22	23
4	April/April	157	-	2	-	375	218	-	4	-	767	-	-	-	-	-	22	21	21	21	20
5	Mei/May	79	15	2	-	572	450	15	4	-	899	-	-	-	-	-	20	20	20	21	22
6	Juni/June	90	16	2	-	493	136	16	4	-	837	-	-	-	-	-	21	22	22	22	22
7	Juli/July	41	4	-	-	581	62	4	-	-	1,226	-	-	-	-	-	22	22	22	22	21
8	Agustus/August	31	42	66	83	410	47	64	98	156	766	-	-	-	-	-	20	20	20	22	21
9	September/September	22	46	-	191	-	26	106	-	437	-	-	-	-	-	-	20	18	18	19	-
10	Oktober /October	1	74	-	135	-	1	184	-	389	-	-	-	-	-	-	20	22	22	21	-
11	Nopember/November	2	29	-	134	-	2	69	-	440	-	-	-	-	-	-	20	20	20	21	-
12	Desember/December	-	14	-	112	-	-	14	-	278	-	-	-	-	-	-	19	21	21	21	-

Olein (OLE10)
 Jakarta Futures Exchange (JFX)

No.	Bulan / Month	Transaksi (Kali)/Frequency (Times)					Volume (lot) /Volume (Lots)					Open Interest pada akhir bulan (lot) / Open Interest at the End of This Month (Lots)					Hari Perdagangan / Trading Days (Days)					
		2007	2008	2009	2010	2011	2007	2008	2009	2010	2011	2007	2008	2009	2010	2011	2007	2008	2009	2010	2011	
1	Januari/January	-	-	-	-	-	-	-	-	-	-	-	-	-	-	-	-	-	-	-	-	21
2	Pebruari/February	-	-	-	-	-	-	-	-	-	-	-	-	-	-	-	-	-	-	-	-	18
3	Maret/March	-	-	-	-	-	-	-	-	-	-	-	-	-	-	-	-	-	-	-	-	23
4	April/April	-	-	-	-	-	-	-	-	-	-	-	-	-	-	-	-	-	-	-	-	20
5	Mei/May	-	-	-	-	-	-	-	-	-	-	-	-	-	-	-	-	-	-	-	-	22
6	Juni/June	-	-	-	-	-	-	-	-	-	-	-	-	-	-	-	-	-	-	-	-	22
7	Juli/July	-	-	-	-	-	-	-	-	-	-	-	-	-	-	-	-	-	-	-	-	21
8	Agustus/August	-	-	-	-	-	-	-	-	-	-	-	-	-	-	-	-	-	-	-	-	21
9	September/September	-	-	-	-	-	-	-	-	-	-	-	-	-	-	-	-	-	-	-	-	
10	Oktober /October	-	-	-	-	-	-	-	-	-	-	-	-	-	-	-	-	-	-	-	-	
11	Nopember/November	-	-	-	-	-	-	-	-	-	-	-	-	-	-	-	-	-	-	-	-	
12	Desember/December	-	-	-	-	-	-	-	-	-	-	-	-	-	-	-	-	-	-	-	-	

Crude Palm Oil (CPOTR)

Indonesia Commodity & Derivatives Exchange (ICDX)

No.	Bulan / Month	Transaksi (Kali)/Frequency (Times)					Volume (lot) /Volume (Lots)					Open Interest pada akhir bulan (lot) / Open Interest at the End of This Month (Lots)					Hari Perdagangan / Trading Days (Days)					
		2007	2008	2009	2010	2011	2007	2008	2009	2010	2011	2007	2008	2009	2010	2011	2007	2008	2009	2010	2011	
1	Januari/January	-	-	-	-	11,233	-	-	-	-	42,734	-	-	-	-	-	-	-	-	-	-	21
2	Pebruari/February	-	-	-	-	9,314	-	-	-	-	41,249	-	-	-	-	-	-	-	-	-	-	17
3	Maret/March	-	-	-	-	14,623	-	-	-	-	53,366	-	-	-	-	-	-	-	-	-	-	23
4	April/April	-	-	-	-	13,521	-	-	-	-	46,543	-	-	-	-	-	-	-	-	-	-	20
5	Mei/May	-	-	-	-	11,492	-	-	-	-	53,018	-	-	-	-	-	-	-	-	-	-	22
6	Juni/June	-	-	-	-	11,519	-	-	-	-	55,099	-	-	-	-	-	-	-	-	-	-	22
7	Juli/July	-	-	-	-	12,458	-	-	-	-	63,061	-	-	-	-	-	-	-	-	-	-	21
8	Agustus/August	-	-	-	-	15,293	-	-	-	-	56,212	-	-	-	-	-	-	-	-	-	-	23
9	September/September	-	-	-	-	-	-	-	-	-	-	-	-	-	-	-	-	-	-	-	-	-
10	Oktober /October	-	-	-	-	-	-	-	-	-	-	-	-	-	-	-	-	-	-	-	-	-
11	Nopember/November	-	-	-	-	-	-	-	-	-	-	-	-	-	-	-	-	-	-	-	-	-
12	Desember/December	-	-	-	-	-	-	-	-	-	-	-	-	-	-	-	-	-	-	-	-	-

Emas / Gold (GOL)
Jakarta Futures Exchange (JFX)

No.	Bulan / Month	Transaksi (Kali)/Frequency (Times)					Volume (lot) /Volume (Lots)					Open Interest pada akhir bulan (lot) / Open Interest at the End of This Month (Lots)					Hari Perdagangan / Trading Days (Days)				
		2007	2008	2009	2010	2011	2007	2008	2009	2010	2011	2007	2008	2009	2010	2011	2007	2008	2009	2010	2011
1	Januari/January	2	96	106	173	172	6	96	208	173	336	3	-	-	-	-	22	20	19	20	21
2	Pebruari/February	2	36	109	133	226	6	40	223	133	602	3	-	1	-	-	20	20	20	19	18
3	Maret/March	2	-	126	148	242	6	-	249	148	557	3	-	1	-	-	21	17	20	22	23
4	April/April	2	-	112	140	208	6	-	222	140	580	3	-	-	-	-	20	22	21	21	20
5	Mei/May	130	-	127	131	181	676	-	246	135	390	5	-	-	-	-	22	20	20	21	22
6	Juni/June	57	-	177	150	188	59	-	326	155	548	-	-	-	-	-	21	21	22	22	22
7	Juli/July	31	-	50	158	202	34	-	78	166	800	-	-	-	-	-	22	22	22	22	21
8	Agustus/August	28	-	137	206	128	28	-	260	266	398	1	-	-	-	-	22	20	20	22	21
9	September/September	41	-	152	289		41	-	303	489		1	-	-	17		20	20	18	19	
10	Oktober /October	72	-	198	245		72	-	379	485		-	-	-	-		17	20	22	21	
11	Nopember/November	176	78	190	205		172	177	345	471		-	-	-	-		22	20	20	21	
12	Desember/December	88	166	118	181		88	230	250	333		-	-	-	-		17	19	21	21	

Emas / Gold (GOL250)
Jakarta Futures Exchange (JFX)

No.	Bulan / Month	Transaksi (Kali)/Frequency (Times)					Volume (lot) /Volume (Lots)					Open Interest pada akhir bulan (lot) / Open Interest at the End of This Month (Lots)					Hari Perdagangan / Trading Days (Days)					
		2007	2008	2009	2010	2011	2007	2008	2009	2010	2011	2007	2008	2009	2010	2011	2007	2008	2009	2010	2011	
1	Januari/January	-	-	-	-	599	-	-	-	-	1,427	-	-	-	-	-	-	-	-	-	-	21
2	Pebruari/February	-	-	-	-	470	-	-	-	-	1,369	-	-	-	-	-	-	-	-	-	-	18
3	Maret/March	-	-	-	-	386	-	-	-	-	977	-	-	-	-	-	-	-	-	-	-	23
4	April/April	-	-	-	-	356	-	-	-	-	982	-	-	-	-	-	-	-	-	-	-	20
5	Mei/May	-	-	-	-	293	-	-	-	-	1,103	-	-	-	-	-	-	-	-	-	-	22
6	Juni/June	-	-	-	-	331	-	-	-	-	1,206	-	-	-	-	-	-	-	-	-	-	22
7	Juli/July	-	-	-	-	343	-	-	-	-	1,648	-	-	-	-	-	-	-	-	-	-	21
8	Agustus/August	-	-	-	-	255	-	-	-	-	1,144	-	-	-	-	-	-	-	-	-	-	21
9	September/September	-	-	-	-	-	-	-	-	-	-	-	-	-	-	-	-	-	-	-	-	-
10	Oktober /October	-	-	-	-	-	-	-	-	-	-	-	-	-	-	-	-	-	-	-	-	-
11	Nopember/November	-	-	-	-	-	-	-	-	-	-	-	-	-	-	-	-	-	-	-	-	-
12	Desember/December	-	-	-	-	-	-	-	-	-	-	-	-	-	-	-	-	-	-	-	-	-

Emas / Gold (GOLDGR)

Indonesia Commodity & Derivatives Exchange (ICDX)

No.	Bulan / Month	Transaksi (Kali)/Frequency (Times)					Volume (lot) /Volume (Lots)					Open Interest pada akhir bulan (lot) / Open Interest at the End of This Month (Lots)					Hari Perdagangan / Trading Days (Days)					
		2007	2008	2009	2010	2011	2007	2008	2009	2010	2011	2007	2008	2009	2010	2011	2007	2008	2009	2010	2011	
1	Januari/January	-	-	-	-	235	-	-	-	-	780	-	-	-	-	-	-	-	-	-	-	21
2	Pebruari/February	-	-	-	-	221	-	-	-	-	630	-	-	-	-	-	-	-	-	-	-	17
3	Maret/March	-	-	-	-	461	-	-	-	-	1,265	-	-	-	-	-	-	-	-	-	-	23
4	April/April	-	-	-	-	432	-	-	-	-	1,284	-	-	-	-	-	-	-	-	-	-	18
5	Mei/May	-	-	-	-	1,143	-	-	-	-	2,264	-	-	-	-	-	-	-	-	-	-	22
6	Juni/June	-	-	-	-	551	-	-	-	-	1,107	-	-	-	-	-	-	-	-	-	-	22
7	Juli/July	-	-	-	-	479	-	-	-	-	882	-	-	-	-	-	-	-	-	-	-	21
8	Agustus/August	-	-	-	-	728	-	-	-	-	1,903	-	-	-	-	-	-	-	-	-	-	23
9	September/September	-	-	-	-	-	-	-	-	-	-	-	-	-	-	-	-	-	-	-	-	-
10	Oktober /October	-	-	-	-	-	-	-	-	-	-	-	-	-	-	-	-	-	-	-	-	-
11	Nopember/November	-	-	-	-	-	-	-	-	-	-	-	-	-	-	-	-	-	-	-	-	-
12	Desember/December	-	-	-	-	-	-	-	-	-	-	-	-	-	-	-	-	-	-	-	-	-

Gulir Emas / Rolling Gold (KGE)

Jakarta Futures Exchange (JFX)

No.	Bulan / Month	Transaksi (Kali)/Frequency (Times)					Volume (lot) /Volume (Lots)					Open Interest pada akhir bulan (lot) / Open Interest at the End of This Month (Lots)					Hari Perdagangan / Trading Days (Days)					
		2007	2008	2009	2010	2011	2007	2008	2009	2010	2011	2007	2008	2009	2010	2011	2007	2008	2009	2010	2011	
1	Januari/January	-	-	-	-	-	-	-	-	-	-	-	-	-	-	-	-	22	20	19	20	21
2	Pebruari/February	-	-	-	-	-	-	-	-	-	-	-	-	-	-	-	-	20	20	20	19	18
3	Maret/March	-	-	-	-	-	-	-	-	-	-	-	-	-	-	-	-	21	17	20	22	23
4	April/April	-	-	-	-	-	-	-	-	-	-	-	-	-	-	-	-	20	22	21	21	20
5	Mei/May	-	-	-	-	-	-	-	-	-	-	-	-	-	-	-	-	22	20	20	21	22
6	Juni/June	-	334	-	-	-	-	328	-	-	-	-	-	-	-	-	-	21	21	22	22	22
7	Juli/July	-	296	-	-	-	-	695	-	-	-	-	-	-	-	-	-	22	22	22	22	21
8	Agustus/August	-	422	-	1	-	-	422	-	1	-	-	-	-	-	-	-	22	20	20	22	21
9	September/September	-	342	-	140	-	-	436	-	172	-	-	-	-	-	-	-	20	20	18	19	
10	Oktober /October	-	588	-	100	-	-	3,060	-	100	-	-	-	-	-	-	-	17	20	22	21	
11	Nopember/November	-	66	-	10	-	-	66	-	20	-	-	-	-	-	-	-	22	20	20	21	
12	Desember/December	-	16	-	-	-	-	96	-	-	-	-	-	-	-	-	-	17	19	21	21	

Gulir Emas / Rolling Gold (KGEUSD)

Jakarta Futures Exchange (JFX)

No.	Bulan / Month	Transaksi (Kali)/Frequency (Times)					Volume (lot) /Volume (Lots)					Open Interest pada akhir bulan (lot) / Open Interest at the End of This Month (Lots)					Hari Perdagangan / Trading Days (Days)				
		2007	2008	2009	2010	2011	2007	2008	2009	2010	2011	2007	2008	2009	2010	2011	2007	2008	2009	2010	2011
1	Januari/January	-	-	-	180	163	-	-	-	224	910	-	-	-	21	-	-	-	19	20	21
2	Pebruari/February	-	-	29	60	126	-	-	63	73	730	-	-	5	11	-	-	-	20	19	18
3	Maret/March	-	-	55	-	138	-	-	81	-	836	-	-	6	11	-	-	-	20	22	23
4	April/April	-	-	62	-	150	-	-	95	-	941	-	-	2	11	-	-	-	21	21	20
5	Mei/May	-	-	108	-	147	-	-	143	-	928	-	-	5	11	-	-	-	20	21	22
6	Juni/June	-	-	100	-	150	-	-	104	-	940	-	-	3	11	-	-	-	22	22	22
7	Juli/July	-	-	68	-	132	-	-	70	-	1,171	-	-	3	11	13	-	-	22	22	21
8	Agustus/August	-	-	61	-	79	-	-	50	-	1,162	-	-	5	11	36	-	-	20	22	21
9	September/September	-	-	168	164	-	-	-	178	962	-	-	-	6	21	-	-	-	18	19	-
10	Oktober /October	-	-	371	170	-	-	-	398	954	-	-	-	15	-	-	-	-	22	21	-
11	Nopember/November	-	-	341	163	-	-	-	384	910	-	-	-	5	-	-	-	-	20	21	-
12	Desember/December	-	-	469	163	-	-	-	672	910	-	-	-	53	-	-	-	-	21	21	-

Gulir Indeks Emas/Rolling Gold Index (KIE)

Jakarta Futures Exchange (JFX)

No.	Bulan / Month	Transaksi (Kali)/Frequency (Times)					Volume (lot) /Volume (Lots)					Open Interest pada akhir bulan (lot) / Open Interest at the End of This Month (Lots)					Hari Perdagangan / Trading Days (Days)				
		2007	2008	2009	2010	2011	2007	2008	2009	2010	2011	2007	2008	2009	2010	2011	2007	2008	2009	2010	2011
1	Januari/January	46	188	210	44	107	1,247	5,330	471	729	863	888	4,434	1,250	1,302	60	22	20	19	20	21
2	Pebruari/February	50	125	154	19	118	840	2,210	438	297	898	979	3,187	1,253	1,062	87	20	20	20	19	18
3	Maret/March	106	226	124	2	158	2,831	1,840	317	8	1,425	1,072	4,107	1,192	1,054	92	21	17	20	22	23
4	April/April	22	263	172	7	97	553	5,070	503	19	844	685	4,062	1,131	1,035	119	20	22	21	21	20
5	Mei/May	309	1,816	106	20	108	5,680	2,267	213	365	1,075	965	4,076	1,149	1,292	119	22	20	20	21	22
6	Juni/June	367	4,521	132	11	109	3,499	4,521	580	209	1,073	1,170	1,645	1,162	1,086	121	21	21	22	22	22
7	Juli/July	363	137	150	6	157	2,469	1,799	767	55	1,705	2,356	1,082	1,148	1,034	121	22	22	22	22	21
8	Agustus/August	300	156	80	6	234	2,107	1,713	333	17	2,529	3,338	1,331	1,353	1,040	140	22	20	20	22	21
9	September/September	198	326	86	86		2,634	4,077	500	422		2,279	2,451	1,258	1,040		20	20	18	19	
10	Oktober /October	221	564	229	92		3,552	7,142	2,356	542		2,116	1,184	1,347	50		17	20	22	21	
11	Nopember/November	402	542	138	157		7,953	8,218	974	984		2,829	1,218	1,335	-		22	20	20	21	
12	Desember/December	204	539	43	126		2,917	900	253	809		4,622	1,205	1,335	-		17	19	21	21	

Tunda Serah Emas (GOLDID)

Indonesia Commodity & Derivatives Exchange (ICDX)

No.	Bulan / Month	Transaksi (Kali)/Frequency (Times)					Volume (lot) /Volume (Lots)					Open Interest pada akhir bulan (lot) / Open Interest at the End of This Month (Lots)					Hari Perdagangan / Trading Days (Days)				
		2007	2008	2009	2010	2011	2007	2008	2009	2010	2011	2007	2008	2009	2010	2011	2007	2008	2009	2010	2011
1	Januari/January	-	-	-	-	-	-	-	-	-	-	-	-	-	-	-	-	-	-	-	-
2	Pebruari/February	-	-	-	-	-	-	-	-	-	-	-	-	-	-	-	-	-	-	-	-
3	Maret/March	-	-	-	-	-	-	-	-	-	-	-	-	-	-	-	-	-	-	-	-
4	April/April	-	-	-	-	187	-	-	-	-	2,139	-	-	-	-	-	-	-	-	-	18
5	Mei/May	-	-	-	-	235	-	-	-	-	1,011	-	-	-	-	-	-	-	-	-	22
6	Juni/June	-	-	-	-	298	-	-	-	-	630	-	-	-	-	-	-	-	-	-	22
7	Juli/July	-	-	-	-	199	-	-	-	-	418	-	-	-	-	-	-	-	-	-	21
8	Agustus/August	-	-	-	-	435	-	-	-	-	1,251	-	-	-	-	-	-	-	-	-	23
9	September/September	-	-	-	-	-	-	-	-	-	-	-	-	-	-	-	-	-	-	-	-
10	Oktober /October	-	-	-	-	-	-	-	-	-	-	-	-	-	-	-	-	-	-	-	-
11	Nopember/November	-	-	-	-	-	-	-	-	-	-	-	-	-	-	-	-	-	-	-	-
12	Desember/December	-	-	-	-	-	-	-	-	-	-	-	-	-	-	-	-	-	-	-	-

Tunda Serah Emas (GOLDUD)
Indonesia Commodity & Derivatives Exchange (ICDX)

No.	Bulan / Month	Transaksi (Kali)/Frequency (Times)					Volume (lot) /Volume (Lots)					Open Interest pada akhir bulan (lot) / Open Interest at the End of This Month (Lots)					Hari Perdagangan / Trading Days (Days)				
		2007	2008	2009	2010	2011	2007	2008	2009	2010	2011	2007	2008	2009	2010	2011	2007	2008	2009	2010	2011
1	Januari/January	-	-	-	-	-	-	-	-	-	-	-	-	-	-	-	-	-	-	-	-
2	Pebruari/February	-	-	-	-	-	-	-	-	-	-	-	-	-	-	-	-	-	-	-	-
3	Maret/March	-	-	-	-	-	-	-	-	-	-	-	-	-	-	-	-	-	-	-	-
4	April/April	-	-	-	-	492	-	-	-	-	9,845	-	-	-	-	-	-	-	-	-	18
5	Mei/May	-	-	-	-	1,084	-	-	-	-	21,456	-	-	-	-	-	-	-	-	-	22
6	Juni/June	-	-	-	-	1,118	-	-	-	-	6,499	-	-	-	-	-	-	-	-	-	22
7	Juli/July	-	-	-	-	1,843	-	-	-	-	5,719	-	-	-	-	-	-	-	-	-	21
8	Agustus/August	-	-	-	-	2,026	-	-	-	-	8,804	-	-	-	-	-	-	-	-	-	23
9	September/September	-	-	-	-	-	-	-	-	-	-	-	-	-	-	-	-	-	-	-	-
10	Oktober /October	-	-	-	-	-	-	-	-	-	-	-	-	-	-	-	-	-	-	-	-
11	Nopember/November	-	-	-	-	-	-	-	-	-	-	-	-	-	-	-	-	-	-	-	-
12	Desember/December	-	-	-	-	-	-	-	-	-	-	-	-	-	-	-	-	-	-	-	-

6. Harga Komoditi
Di Pasar Spot Lokal dan Internasional
Prices of Commodities at Local Spots and International Markets

Agustus / August 2011

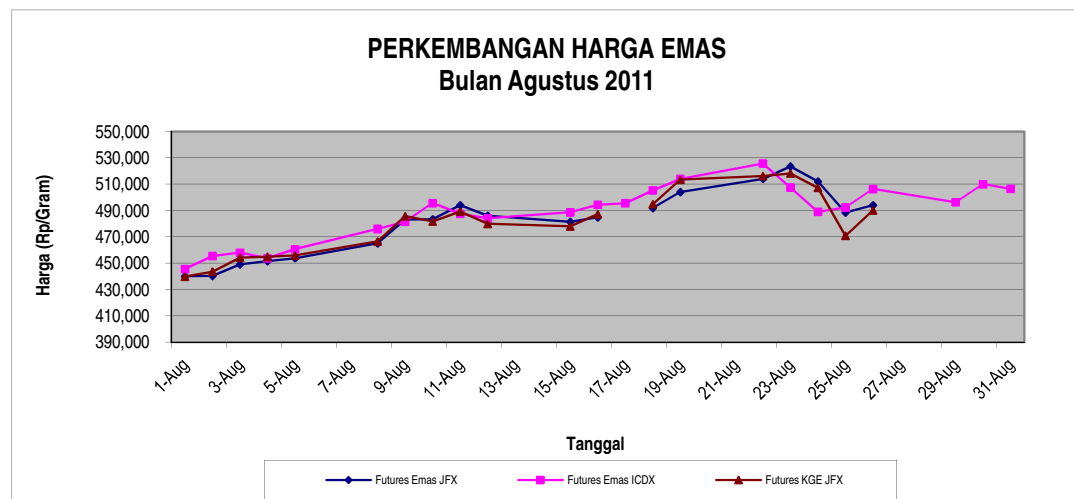
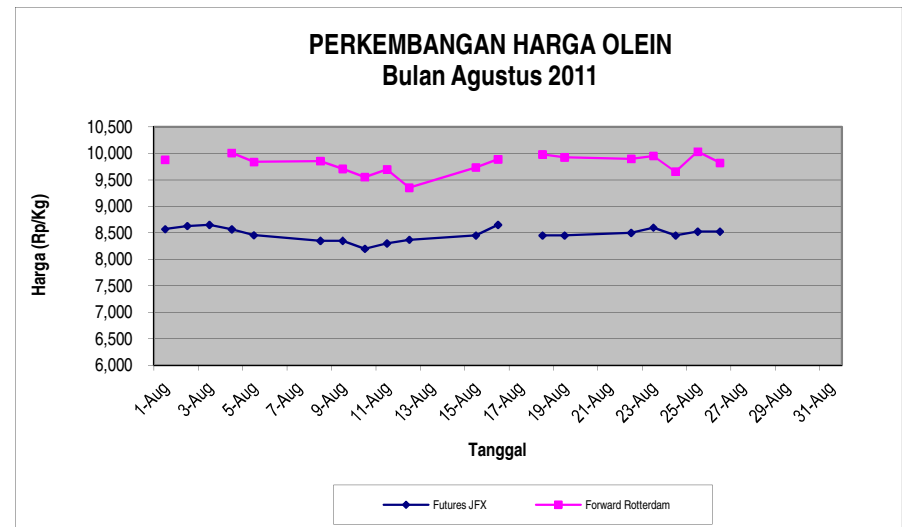
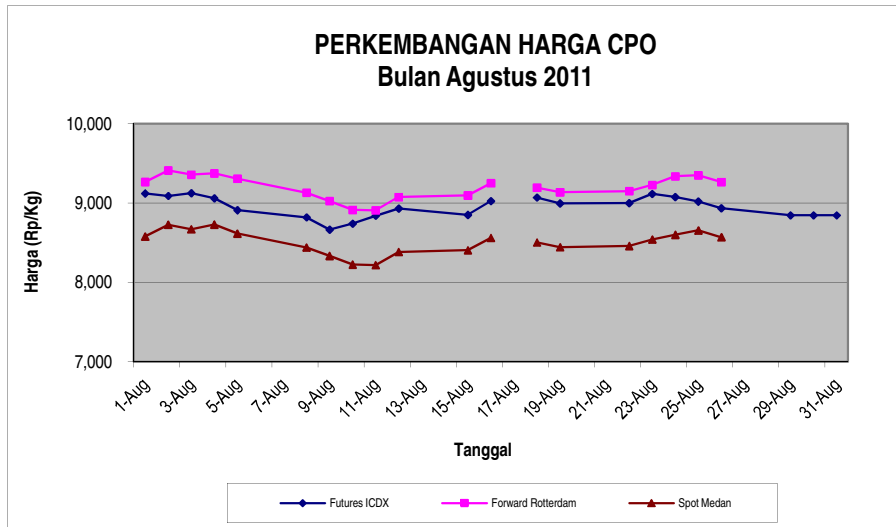
NO.	KOMODITAS	PASAR	BULAN PENYERAHAN																	Rata2 bulan ini	Rata2 bulan lalu	Perubahan			
				1	2	3	4	5	8	9	10	11	12	15	16	18	19	22	23				24	25	26
1.	Minyak Kelapa Sawit	Rotterdam (US\$/Ton)	Aug'11	-	-	-	1,105.0	1,090.0	1,070.0	1,055.0	1,045.0	1,042.5	1,062.5	1,065.0	1,085.0	-	-	-	-	-	-	-	1,068.9	1,095.75	(26.86)
			Sep'11	-	-	-	1,107.5	1,095.0	1,075.0	1,055.0	1,045.0	1,045.0	1,070.0	1,070.0	1,085.0	1,077.5	1,067.5	1,070.0	1,080.0	1,092.5	1,090.0	1,080.0	1,075.3	1,095.25	(19.94)
			Okt'11/Des'11	1,092.5	1,112.5	1,107.5	1,110.0	-	-	1,057.5	1,045.0	-	1,070.0	1,070.0	1,085.0	1,075.0	1,062.5	1,062.5	1,075.0	1,087.5	1,082.5	1,070.0	1,079.1	1,083.73	(4.67)
		Medan (Rp/Kg)	SPOT	8,579	8,727	8,670	8,729	8,616	8,440	8,334	8,225	8,218	8,384	8,406	8,561	8,504	8,444	8,459	8,541	8,600	8,655	8,570	8,508.5	8,637.0	(128.42)
2.	Olein	Rotterdam (US\$/Ton)	Aug'11	1,165.0	1,180.0	1,175.0	1,180.0	-	1,155.0	-	-	-	-	-	-	-	-	-	-	-	-	-	1,171.0	1,151.04	19.96
			Sep'11	1,152.5	1,167.5	1,165.0	1,170.0	1,152.5	1,145.0	1,135.0	1,120.0	1,135.0	-	1,140.0	1,160.0	1,170.0	1,160.0	1,157.5	1,165.0	-	1,170.0	1,145.0	1,153.5	1,138.42	15.11
			Okt'11/Des'11	1,115.0	1,135.0	1,130.0	1,135.0	1,112.5	1,095.0	1,080.0	1,075.0	1,070.0	1,095.0	1,087.5	1,112.5	1,110.0	1,102.5	1,107.5	1,087.5	1,130.0	1,130.0	1,107.5	1,106.2	1,095.90	1,108.41
		Jan'12/Mar'12	-	-	-	-	1,107.5	-	1,067.5	1,065.0	1,057.5	1,085.0	1,077.5	1,100.0	1,092.5	1,075.0	1,077.5	1,087.5	1,100.0	1,090.0	1,077.5	1,082.9	1,084.1	1,084.1	(1.16)
		Jakarta (Rp/Kg)	SPOT	8,575.0	8,570.0	8,630.0	8,650.0	8,565.0	8,455.0	8,350.0	8,350.0	8,200.0	8,300.0	8,370.0	8,450.0	8,650.0	8,450.0	8,450.0	8,500.0	8,600.0	8,450.0	8,525.0	8,478.4	8,265.95	212.47
3.	Minyak Kelapa	Rotterdam (US\$/Ton)	Jul'11/Aug'11	1,700.0	1,680.0	1,600.0	1,600.0	1,560.0	1,440.0	1,460.0	-	1,420.0	1,450.0	1,420.0	1,490.0	-	1,500.0	-	-	-	-	-	1,527.7	1,664.7	(137.02)
			Aug'11/Sep'11	1,630.0	1,640.0	1,550.0	1,550.0	1,510.0	1,410.0	1,440.0	1,420.0	1,370.0	1,430.0	1,400.0	1,440.0	1,470.0	1,475.0	1,474.0	1,365.0	1,420.0	1,430.0	1,400.0	1,464.4	1,625.24	(160.82)
			Sep'11/Okt'11	1,580.0	1,600.0	1,500.0	1,520.0	1,480.0	1,390.0	1,400.0	1,360.0	1,360.0	1,410.0	1,390.0	1,425.0	1,450.0	1,465.0	1,474.0	1,365.0	1,420.0	1,410.0	1,385.0	1,441.3	1,595.00	(153.74)
		Bitung (Rp/Kg)	SPOT	14,176	13,970	13,329	13,323	13,064	12,023	12,226	11,846	11,435	12,120	11,861	12,443	12,281	12,360	12,352	11,398	11,868	11,998	11,739	12,411.2	14,206.1	(1,794.98)
4.	Kakao	New York (US\$/Ton)	Sep'11	2,974	2,955	2,933	2,916	2,905	2,936	2,909	2,906	2,847	2,858	2,879	2,902	3,017	3,017	3,003	3,045	3,141	-	-	2,949.6	3,126.9	(177.31)
			Des'11	3,008	2,989	2,965	2,952	2,941	2,975	2,945	2,943	2,871	2,886	2,907	2,931	3,039	2,985	3,040	3,085	3,171	3,088	3,027	2,986.7	3,142.2	(155.46)
			Mar'12	3,056	3,028	3,013	3,004	2,995	3,028	2,999	2,995	2,924	2,938	2,958	2,979	3,086	3,034	3,048	3,091	3,177	3,120	3,061	3,028.1	3,177.83	(149.72)
		Makassar (Rp/Kg)	SPOT	19,732	19,538	19,433	19,294	19,334	19,561	19,404	19,324	18,904	18,964	19,141	19,284	20,183	20,242	20,120	20,436	21,168	20,835	20,367	19,750.7	20,972.6	(1221.88)

Sambungan / Continued

Agustus / August 2011

NO.	KOMODITAS	PASAR	BULAN PENYERAHAN																											Rata2 bulan ini	Rata2 bulan lalu	Perubahan
				1	2	3	4	5	8	9	10	11	12	15	16	18	19	22	23	24	25	26										
5.	Kopi Arabika	New York (Sen US\$/Lbs)	Sep'11	239.55	241.35	243.20	241.90	235.85	238.00	234.20	234.75	234.85	240.85	240.35	245.70	263.20	264.80	266.15	264.70	268.85	272.50	274.65	249.8	254.3	(4.53)							
			Des'11	243.6	245.3	247.1	245.5	239.8	241.9	238.0	238.5	238.4	244.1	243.9	249.4	266.8	268.4	269.9	268.4	271.6	273.8	275.5	253.1	257.4	(4.30)							
			Mar'12	246.7	248.2	249.7	247.8	242.6	244.8	240.9	241.4	241.0	246.4	246.4	251.6	269.0	270.7	272.4	271.2	274.4	276.5	278.2	255.8	248.25	7.51							
		Medan (Rp/Kg)	SPOT	38820.0	39014.0	39442.0	39212.0	38480.0	38809.0	38287.0	38263.0	38348.0	39313.0	39231.0	40035.0	42933.0	43323.0	43514.0	43261.0	43926.0	44688.0	45047.0	40,734.0	41,439.19	(705.19)							
6.	Kopi Robusta	London (US\$/Ton)	Sep'11	2,092	2,102	2,120	2,094	2,045	2,062	2,050	2,098	2,133	2,190	2,248	2,296	2,350	2,275	2,270	2,316	2,377	2,365	2,345	2,201.5	2,279.1	(77.67)							
			Nov'11	2,125	2,133	2,152	2,126	2,076	2,095	2,084	2,128	2,159	2,220	2,280	2,329	-	2,305	2,300	2,345	2,396	2,374	2,362	2,221.6	2,311.2	(89.60)							
			Jan'12	2,139	2,149	2,169	2,143	2,097	2,117	2,106	2,149	2,178	2,237	2,292	2,338	2,395	2,322	2,318	2,358	2,412	2,389	2,377	2,246.6	2,255.71	(9.13)							
		B. Lampung (Rp/Kg)	SPOT	13,953	13,991	14,170	13,971	13,700	13,818	13,765	14,080	14,366	14,783	15,214	15,542	15,956	15,446	15,397	15,734	16,182	16,152	16,005	14,854.0	15,235.3	(381.34)							
7.	Karet	Singapore(TSR-20)	Sep'11	470.0	473.8	473.8	472.0	472.6	466.8	460.8	460.8	455.8	459.9	457.4	458.6	456.8	454.6	451.5	452.5	455.7	456.8	461.9	461.7	455.1	6.60							
			Okt'11	472.0	474.8	474.8	472.0	473.0	466.0	460.8	460.8	456.0	459.0	457.8	458.0	455.8	454.5	452.5	453.1	454.4	455.5	459.9	461.6	456.97	4.65							
			Nov'11	-	-	-	-	473.0	464.0	461.2	461.2	455.9	459.1	458.0	458.0	455.6	454.5	451.8	451.5	454.8	456.1	459.7	458.3	-	-							
		Palembang (Rp/Kg)	SPOT	39,691	39,593	39,719	39,700	40,052	39,533	39,122	39,008	38,348	38,981	38,768	38,802	38,680	38,605	38,313	38,385	38,645	38,880	39,322	39,060.4	38,476.5	583.89							
8.	Jagung	Chicago (Sen US\$/Bushel)	Sep'11	682.25	681.25	711.25	796.00	693.75	693.00	675.25	678.25	678.00	702.50	701.75	707.25	711.50	699.00	711.00	720.50	730.25	731.75	732.25	707.2	665.6	41.60							
			Des'11	686.25	685.75	715.75	713.00	701.50	703.00	686.00	688.50	688.50	714.00	714.50	720.00	725.50	713.00	725.25	734.50	743.50	743.00	743.50	712.9	656.9	55.99							
			Mar'12	698.75	698.50	727.25	725.50	714.25	716.00	699.50	702.00	701.50	726.75	727.50	733.00	738.50	726.00	738.00	747.00	755.00	754.00	755.00	725.5	696.46	29.01							
		B. Lampung (Rp/Kg)	SPOT	1,714	1,743	1,813	1,801	1,786	1,784	1,750	1,751	1,754	1,806	1,804	1,813	1,824	1,802	1,827	1,847	1,867	1,877	1,879	1,802.2	1,754.2	48.02							
9.	Lada Putih Muntok	London (US\$/Ton)	SPOT	9,250	9,250	9,250	9,250	9,250	9,250	9,250	9,250	9,250	9,250	9,300	9,300	9,300	9,300	9,650	9,650	9,650	9,650	9,365.8	9,121.4	244.36								
			Aug'11	-	9150.00	9,150	9,150	9,150	9,150	9,150	9,150	9,150	9,150	9,200	9,200	9,200	9,200	9,500	9,500	9,500	9,500	9,500	9,258.3	-	-							
		Pangkal Pinang (Rp/Kg)	SPOT	68,853	68,680	68,902	68,869	69,320	69,279	69,459	69,254	69,377	69,344	69,730	69,606	69,664	69,870	72,522	72,496	72,470	72,736	72,744	70,167.1	68,675.2	1,491.92							
10.	Lada Hitam ASTA	London (US\$/Ton)	SPOT	-	-	-	-	-	-	-	-	-	-	-	-	-	-	-	-	-	-	-	-	-								
			Aug'11	-	-	-	-	-	-	-	-	-	-	-	-	-	-	-	-	-	-	-	-	-	-							
		B.Lampung (Rp/Kg)	SPOT	41,538	47,105	47,256	47,233	47,540	47,512	47,635	47,496	47,579	47,557	47,557	47,473	47,512	47,652	47,618	47,602	44,553	44,715	44,720	46,729.1	42,884.6	3,844.49							

7. Grafik Perkembangan Harga Komoditi *Historical Commodity Price Charts*



8. Rekapitulasi Penyelenggaraan Pasar Lelang *Auction Market Activities Recapitulation*

Agustus / August 2011

NO	TANGGAL	PENYELENGGARA	TRANSAKSI	KOMODITI	JUMLAH PENJUAL	JUMLAH PEMBELI
1	11 Agustus 2011	Bali	Rp 6,697,500,000	Sapi, cengkeh, rumput laut, jeruk, beras, kedelai, apel, vanili	78	19
2	24 Agustus 2011	Surabaya	Rp 9,135,400,000	Bawang putih, beras, kentang, jengkol, kedelai, mente, rumput laut, kubis/kol, kelapa, briket batubara, arang	277	81
TOTAL TRANSAKSI			Rp 15,832,900,000			

1. Ikhtisar Pasar Overview of The Market

Kontrak (Contract) / bulan (Month)	Olein (OLE) Jakarta Futures Exchange (JFX)			Olein (OLE10) Jakarta Futures Exchange (JFX)			Crude Palm Oil (CPOTR) Indonesia Commodity & Derivatives Exchange (ICDX)		
	Agt '11	Sept '11	Perubahan / Change	Agt '11	Sept '11	Perubahan / Change	Agt '11	Sept '11	Perubahan / Change
Hari perdagangan (hari) Trading Days (days)	21	22	1	21	22	1	23	22	-1
Jumlah Transaksi (kali) Frequency (times)	410	483	73	-	-	-	14367	18550	4183
Volume Transaksi (lot) Volume (lots)	766	1234	468	-	-	-	56212	78660	22448
Rata-rata Volume Harian (lot) Daily Volume Average (lots)	51	65	14	-	-	-	2811	3575	764
Volume Tertinggi (lot) High Volume (lots)	(18) 120	(14) 140	20	-	-	-	(05) 3585	(13) 5216	1631
Volume Terendah (lot) Low Volume (lots)	(04) 8	(27) 2	2	-	-	-	(29) 1249	(01) 759	-490
Harga tertinggi (Rp) High Prices (Rp)	(10) 8.380	(09) 8.960	580	-	-	-	-	-	-
Harga terendah (Rp) Low Prices (Rp)	(15) 8.045	(05) 8.470	425	-	-	-	-	-	-
Rata-rata harga harian (Rp) Daily Price Average (Rp)	8,410	8,844	434	8,410	8,844	434	8,923	9,080	157

Kontrak (Contract) / bulan (Month)	Emas / Gold (GOL) Jakarta Futures Exchange (JFX)			Emas / Gold (GOL250) Jakarta Futures Exchange (JFX)			Emas/Gold (GOLDGR) Indonesia Commodity & Derivatives Exchange (ICDX)		
	Agt '11	Sept '11	Perubahan / Change	Agt '11	Sept '11	Perubahan / Change	Agt '11	Sept '11	Perubahan / Change
Uraian (Items)									
Hari perdagangan (hari) Trading Days (days)	21	22	1	21	22	1	23	22	-1
Jumlah Transaksi (kali) Frequency (times)	128	190	62	255	432	177	728	227	-501
Volume Transaksi (lot) Volume (lots)	398	928	530	1144	2312	1168	1903	618	-1285
Rata-rata Volume Harian (lot) Daily Volume Average (lots)	23	49	26	72	116	44	87	41	-46
Volume Tertinggi (lot) High Volume (lots)	(18) 106	(13) 106	0	(23) 220	(20) 236	16	(29) 239	(09) 167	-72
Volume Terendah (lot) Low Volume (lots)	(24) 2	(29) 6	4	(16) 8	(06) 6	-2	(24) 2	(29) 2	0
Harga tertinggi (Rp) High Prices (Rp)	(23) 523.500	(06) 522.000	-1,500	(19) 501.600	(07) 523.000	21,400	(23) 540.000	(13) 510.000	-30,000
Harga terendah (Rp) Low Prices (Rp)	(15) 432.500	(27) 487.100	54,600	(15) 432.000	(06) 503.000	71,000	(02) 440.100	(13) 510.000	69,900
Rata-rata harga harian (Rp) Daily Price Average (Rp)	474,772	510,724	35,952	474,772	510,724	35,952	488,222	504,505	16,283

Kontrak (Contract) / bulan (Month)	Gulir Emas / Rolling Gold (KGE) Jakarta Futures Exchange (JFX)			Gulir Emas / Rolling Gold (KGEUSD) Jakarta Futures Exchange (JFX)			Gulir Indeks Emas / Rolling Gold Index (KIE) Bursa Berjangka Jakarta (BBJ)		
	Uraian (Items)	Agt '11	Sept '11	Perubahan / Change	Agt '11	Sept '11	Perubahan / Change	Agt '11	Sept '11
Hari perdagangan (hari) Trading Days (days)	21	22	1	21	22	1	21	22	1
Jumlah Transaksi (kali) Frequency (times)	-	-	-	79	72	-7	234	216	-18
Volume Transaksi (lot) Volume (lots)	-	-	-	1162	1170	8	2,529	2,480	-49
Rata-rata Volume Harian (lot) Daily Volume Average (lots)	-	-	-	116	234	118	169	177	8
Volume Tertinggi (lot) High Volume (lots)	-	-	-	(29) 360	(26) 484	124	(24) 790	(28) 780	-10
Volume Terendah (lot) Low Volume (lots)	-	-	-	(30) 1	(12) 20	19	(03) 1	(12) 1	0
Harga tertinggi (Rp) High Prices (Rp)	-	-	-	(22) 1.879	(12) 1.838	-41	(24) 8.610	(26) 9.190	580
Harga terendah (Rp) Low Prices (Rp)	-	-	-	(15) 1.579	(26) 1.572	-7	(02) 8.460	(05) 8.535	75
Rata-rata harga harian (Rp) Daily Price Average (Rp)	478,035	498,249	20,214	1,756	1,772	16	8,527	8,748	221

Kontrak (Contract) / bulan (Month)	Tunda Serah Emas GOLDUD Indonesia Commodity & Derivatives Exchange (ICDX)			Tunda Serah Emas GOLDID Indonesia Commodity & Derivatives Exchange (ICDX)		
	Uraian (Items)	Agt '11	Sept '11	Perubahan / Change	Agt '11	Sept '11
Hari perdagangan (hari) Trading Days (days)	23	22	-1	23	22	-1
Jumlah Transaksi (kali) Frequency (times)	1,908	1,143	-765	433	226	-207
Volume Transaksi (lot) Volume (lots)	8,804	4,192	-4,612	1,251	639	-612
Rata-rata Volume Harian (lot) Daily Volume Average (lots)	383	191	-192	54	29	-25
Volume Tertinggi (lot) High Volume (lots)	(11) 1101	(06) 618	-483	(10) 207	(12) 106	-101
Volume Terendah (lot) Low Volume (lots)	(03) 42	(15) 12	-30	(31) 7	(30) 4	-3
Harga tertinggi (Rp) High Prices (Rp)	(23) 1.907	(06) 1.921	14	(23) 1.906	(06) 1920	14
Harga terendah (Rp) Low Prices (Rp)	(01) 1.611	(26) 1.549	-62	(01) 1.613	(26) 1.545	-68
Rata-rata harga harian (Rp) Daily Price Average (Rp)	1,763	1,772	9	1,763	1,772	9

2. Harga Bulanan / Monthly Prices

Olein (OLE) Jakarta Futures Exchange (JFX)

September / September '11

Bulan Penyerahan /Delivery Months	Sept.'11 (Rp/Kg)	Okt.'11 (Rp/Kg)	Nop.'11 (Rp/Kg)	Des.'11 (Rp/Kg)	Jan.'12 (Rp/Kg)	Peb.'12 (Rp/Kg)	Mar.'12 (Rp/Kg)
Uraian / Items							
Pembukaan <i>Open</i>	8,525	8,150	8,600	-	8,650	-	-
Tertinggi <i>High</i>	8,960	8,940	8,660	-	8,650	-	-
Terendah <i>Low</i>	8,470	8,100	8,330	-	8,325	-	-
Penutupan <i>Settlement</i>	8,810	8,120	8,370	8,325	8,330	8,365	8,375

Olein (OLE 10) Jakarta Futures Exchange (JFX)

September / September '11

Bulan Penyerahan /Delivery Months	Sept.'11 (Rp/Kg)	Okt.'11 (Rp/Kg)	Nop.'11 (Rp/Kg)	Des.'11 (Rp/Kg)	Jan.'12 (Rp/Kg)	Peb.'12 (Rp/Kg)	Mar.'12 (Rp/Kg)
Uraian / Items							
Pembukaan <i>Open</i>	-	-	-	-	-	-	-
Tertinggi <i>High</i>	-	-	-	-	-	-	-
Terendah <i>Low</i>	-	-	-	-	-	-	-
Penutupan <i>Settlement</i>	8,810	8,120	8,370	8,325	8,330	8,365	8,375

Crude Palm Oil (CPOTR)

Indonesia Commodity & Derivatives Exchange (ICDX)

September / September '11

Bulan Penyerahan / Delivery Months Uraian / Items	Sept.'11 (Rp/Kg)	Okt.'11 (Rp/Kg)	Nop.'11 (Rp/Kg)	Des.'11 (Rp/Kg)	Jan.'12 (Rp/Kg)	Peb.'12 (Rp/Kg)	Mar.'12 (Rp/Kg)	Apr.'12 (Rp/Kg)	Mei.'12 (Rp/Kg)	Jun.'12 (Rp/Kg)	Jul.'12 (Rp/Kg)	Agt.'12 (Rp/Kg)
Pembukaan <i>Open</i>	-	8,890	8,765	8,375	8,385	-	-	-	-	-	-	-
Tertinggi <i>High</i>	-	9,340	9,185	9,180	8,480	-	-	-	-	-	-	-
Terendah <i>Low</i>	-	8,460	8,270	8,335	8,270	-	-	-	-	-	-	-
Penutupan <i>Settlement</i>	9,140	8,430	8,395	8,395	8,365	8,365	8,365	8,365	8,365	8,365	8,365	8,365

Emas / Gold (GOL)

Jakarta Futures Exchange (JFX)

September / September '11

Bulan Penyerahan / Delivery Months Uraian / Items	Sept.'11 (Rp/gr)	Okt.'11 (Rp/gr)	Nop.'11 (Rp/gr)	Des.'11 (Rp/gr)
Pembukaan <i>Open</i>	522,000	523,000	524,000	488,000
Tertinggi <i>High</i>	522,000	523,000	524,000	488,000
Terendah <i>Low</i>	487,100	478,000	479,000	480,000
Penutupan <i>Settlement</i>	487,600	479,000	480,000	481,000

Emas / Gold (GOL250)

Jakarta Futures Exchange (JFX)

September / September '11

Bulan Penyerahan / Delivery Months Uraian / Items	Sept.'11 (Rp/gr)	Okt.'11 (Rp/gr)	Nop.'11 (Rp/gr)	Des.'11 (Rp/gr)
Pembukaan <i>Open</i>	503,000	494,950	523,500	-
Tertinggi <i>High</i>	523,000	524,500	525,500	-
Terendah <i>Low</i>	503,000	485,000	482,500	-
Penutupan <i>Settlement</i>	487,600	479,000	480,000	481,000

Emas / Gold (GOLDGR)
Indonesia Commodity & Derivatives Exchange (ICDX)

September / September '11

Bulan Penyerahan / Delivery Months Uraian / Items	Sept.'11 (Rp/gr)	Okt.'11 (Rp/gr)	Nop.'11 (Rp/gr)	Des.'11 (Rp/gr)	Jan.'12 (Rp/gr)	Peb.'12 (Rp/gr)	Mar.'12 (Rp/gr)	Apr.'12 (Rp/gr)	Mei.'12 (Rp/gr)	Jun.'12 (Rp/gr)	Jul.'12 (Rp/gr)	Agt.'12 (Rp/gr)
Pembukaan <i>Open</i>	510,000	508,000	510,700	533,900	525,900	539,200	-	-	-	-	-	-
Tertinggi <i>High</i>	510,000	513,000	537,300	536,300	525,900	548,800	-	-	-	-	-	-
Terendah <i>Low</i>	510,000	507,900	480,100	476,500	479,200	488,900	-	-	-	-	-	-
Penutupan <i>Settlement</i>	472,000	474,200	476,600	479,100	481,600	484,200	486,900	489,500	492,100	494,800	497,600	500,400

September '11/ September '11

Kontrak / Contract Uraian / Items	Gulir Emas / Rolling Gold (KGE)	Gulir Emas / Rolling Gold (KGEUSD)	Gulir Indeks Emas / Rolling Gold Index (KIE)	Tunda Serah Emas (GOLDID)	Tunda Serah Emas (GOLDUD)
	(Rp/gr)	(USD/T.Ounce)	(Point)	(USD/T.Ounce)	(USD/T.Ounce)
	Jakarta Futures Exchange (JFX)			Indonesia Commodity & Derivatives Exchange (ICDX)	
Pembukaan <i>Open</i>	-	1,838.20	8,540	1,815.00	1,817.00
Tertinggi <i>High</i>	-	1,838	9,190	1,920.10	1,920.50
Terendah <i>Low</i>	-	1,572	8,535	1,544.90	1,549.40
Penutupan <i>Settlement</i>	461,714	1,623	8,805	1,622.90	1,622.90

3. Harga Harian / Daily Prices

Olein (OLE)
Jakarta Futures Exchange (JFX)

September / September '11

Tanggal / Date	September / September '11				Oktober / October '11				Nopember / November '11				Desember / December '11			
	Pembukaan Open (Rp/Kg)	Tertinggi High (Rp/Kg)	Terendah Low (Rp/Kg)	Penutupan Settlement (Rp/Kg)	Pembukaan Open (Rp/Kg)	Tertinggi High (Rp/Kg)	Terendah Low (Rp/Kg)	Penutupan Settlement (Rp/Kg)	Pembukaan Open (Rp/Kg)	Tertinggi High (Rp/Kg)	Terendah Low (Rp/Kg)	Penutupan Settlement (Rp/Kg)	Pembukaan Open (Rp/Kg)	Tertinggi High (Rp/Kg)	Terendah Low (Rp/Kg)	Penutupan Settlement (Rp/Kg)
1-Sep-11	-	-	-	-	-	-	-	-	-	-	-	-	-	-	-	-
2-Sep-11	-	-	-	-	-	-	-	-	-	-	-	-	-	-	-	-
5-Sep-11	8,525	8,560	8,470	8,900	8,150	8,185	8,145	8,180	-	-	-	8,180	-	-	-	8,180
6-Sep-11	8,910	8,940	8,810	8,800	8,155	8,195	8,155	8,195	-	-	-	8,050	-	-	-	8,020
7-Sep-11	8,500	8,950	8,500	8,800	8,185	8,190	8,165	8,165	-	-	-	8,040	-	-	-	8,010
8-Sep-11	-	-	-	8,950	-	-	-	8,815	-	-	-	8,680	-	-	-	8,640
9-Sep-11	8,700	8,960	8,700	8,900	-	-	-	8,775	-	-	-	8,670	-	-	-	8,640
12-Sep-11	8,700	8,940	8,700	8,860	8,675	8,700	8,675	8,700	-	-	-	8,595	-	-	-	8,565
13-Sep-11	8,800	8,870	8,800	8,830	8,690	8,695	8,670	8,690	-	-	-	8,570	-	-	-	8,535
14-Sep-11	8,760	8,870	8,740	8,750	8,690	8,700	8,670	8,670	-	-	-	8,575	-	-	-	8,555
15-Sep-11	8,760	8,775	8,720	8,810	8,695	8,710	8,690	8,695	-	-	-	8,670	-	-	-	8,670
16-Sep-11	-	-	-	-	8,680	8,680	8,620	8,620	-	-	-	8,760	-	-	-	8,735
19-Sep-11	-	-	-	-	8,695	8,660	8,695	8,800	-	-	-	8,710	-	-	-	8,685
20-Sep-11	-	-	-	-	8,715	8,730	8,700	8,790	-	-	-	8,750	-	-	-	8,740
21-Sep-11	-	-	-	-	8,810	8,900	8,810	8,800	8,600	8,635	8,600	8,630	-	-	-	8,630
22-Sep-11	-	-	-	-	8,500	8,940	8,500	8,770	8,625	8,635	8,615	8,630	-	-	-	8,625
23-Sep-11	-	-	-	-	-	-	-	8,770	8,630	8,650	8,625	8,650	-	-	-	8,660
26-Sep-11	-	-	-	-	8,500	8,590	8,500	8,510	8,635	8,660	8,635	8,660	-	-	-	8,650
27-Sep-11	-	-	-	-	-	-	-	8,340	-	-	-	8,245	-	-	-	8,240
28-Sep-11	-	-	-	-	8,100	8,350	8,100	8,195	8,345	8,370	8,345	8,345	-	-	-	8,315
29-Sep-11	-	-	-	-	-	-	-	8,220	8,340	8,365	8,330	8,355	-	-	-	8,305
30-Sep-11	-	-	-	-	-	-	-	8,120	8,350	8,375	8,350	8,370	-	-	-	8,325
Tertinggi High		(09) 8,960				(22) 8,940				(26) 8,660						
Terendah Low		(05) 8,470				(28) 8,100				(29) 8,330						
Rata-Rata Average		8,844				8,551				8,507				8,486		

Sambungan / Continued

September / September '11

Tanggal / Date	Januari / January '11				Pebruari / February '12				Maret / March '12			
	Pembukaan Open (Rp/Kg)	Tertinggi High (Rp/Kg)	Terendah Low (Rp/Kg)	Penutupan Settlement (Rp/Kg)	Pembukaan Open (Rp/Kg)	Tertinggi High (Rp/Kg)	Terendah Low (Rp/Kg)	Penutupan Settlement (Rp/Kg)	Pembukaan Open (Rp/Kg)	Tertinggi High (Rp/Kg)	Terendah Low (Rp/Kg)	Penutupan Settlement (Rp/Kg)
1-Sep-11	-	-	-	-	-	-	-	-	-	-	-	-
2-Sep-11	-	-	-	-	-	-	-	-	-	-	-	-
5-Sep-11	-	-	-	7,805	-	-	-	7,805	-	-	-	-
6-Sep-11	-	-	-	8,015	-	-	-	8,025	-	-	-	-
7-Sep-11	-	-	-	8,010	-	-	-	8,005	-	-	-	-
8-Sep-11	-	-	-	8,640	-	-	-	8,670	-	-	-	-
9-Sep-11	-	-	-	8,630	-	-	-	8,635	-	-	-	-
12-Sep-11	-	-	-	8,565	-	-	-	8,565	-	-	-	-
13-Sep-11	-	-	-	8,535	-	-	-	8,545	-	-	-	-
14-Sep-11	-	-	-	8,555	-	-	-	8,530	-	-	-	-
15-Sep-11	-	-	-	8,685	-	-	-	8,690	-	-	-	-
16-Sep-11	-	-	-	8,735	-	-	-	8,750	-	-	-	8,755
19-Sep-11	-	-	-	8,685	-	-	-	8,700	-	-	-	8,655
20-Sep-11	-	-	-	8,740	-	-	-	8,745	-	-	-	8,740
21-Sep-11	-	-	-	8,630	-	-	-	8,645	-	-	-	8,660
22-Sep-11	-	-	-	8,645	-	-	-	8,655	-	-	-	8,675
23-Sep-11	-	-	-	8,670	-	-	-	8,685	-	-	-	8,690
26-Sep-11	8,650	8,650	8,650	8,650	-	-	-	8,660	-	-	-	8,670
27-Sep-11	8,640	8,640	8,640	8,640	-	-	-	8,655	-	-	-	8,660
28-Sep-11	-	-	-	8,325	-	-	-	8,325	-	-	-	8,350
29-Sep-11	8,325	8,325	8,325	8,325	-	-	-	8,340	-	-	-	8,370
30-Sep-11	8,330	8,330	8,330	8,330	-	-	-	8,365	-	-	-	8,375
Tertinggi High		(26) 8,650				-				-		
Terendah Low		(29) 8,325				-				-		
Rata-Rata Average		8,491				8,500				8,600		

Olefin (OLE10)
Jakarta Futures Exchange (JFX)

September / September '11

Tanggal / Date	Bulan Penyerahan / Delivery Months	September / September '11				Oktober / October '11				Nopember / November '11				Desember / December '11			
		Pembukaan Open (Rp/Kg)	Tertinggi High (Rp/Kg)	Terendah Low (Rp/Kg)	Penutupan Settlement (Rp/Kg)	Pembukaan Open (Rp/Kg)	Tertinggi High (Rp/Kg)	Terendah Low (Rp/Kg)	Penutupan Settlement (Rp/Kg)	Pembukaan Open (Rp/Kg)	Tertinggi High (Rp/Kg)	Terendah Low (Rp/Kg)	Penutupan Settlement (Rp/Kg)	Pembukaan Open (Rp/Kg)	Tertinggi High (Rp/Kg)	Terendah Low (Rp/Kg)	Penutupan Settlement (Rp/Kg)
1-Sep-11	-	-	-	-	-	-	-	-	-	-	-	-	-	-	-	-	
2-Sep-11	-	-	-	-	-	-	-	-	-	-	-	-	-	-	-	-	
5-Sep-11	-	-	-	8,900	-	-	-	8,180	-	-	-	8,180	-	-	-	8,180	
6-Sep-11	-	-	-	8,800	-	-	-	8,195	-	-	-	8,050	-	-	-	8,020	
7-Sep-11	-	-	-	8,800	-	-	-	8,165	-	-	-	8,040	-	-	-	8,010	
8-Sep-11	-	-	-	8,950	-	-	-	8,815	-	-	-	8,680	-	-	-	8,640	
9-Sep-11	-	-	-	8,900	-	-	-	8,775	-	-	-	8,670	-	-	-	8,640	
12-Sep-11	-	-	-	8,860	-	-	-	8,700	-	-	-	8,595	-	-	-	8,565	
13-Sep-11	-	-	-	8,830	-	-	-	8,690	-	-	-	8,570	-	-	-	8,535	
14-Sep-11	-	-	-	8,750	-	-	-	8,670	-	-	-	8,575	-	-	-	8,555	
15-Sep-11	-	-	-	8,810	-	-	-	8,695	-	-	-	8,670	-	-	-	8,670	
16-Sep-11	-	-	-	-	-	-	-	8,820	-	-	-	8,760	-	-	-	8,735	
19-Sep-11	-	-	-	-	-	-	-	8,800	-	-	-	8,710	-	-	-	8,685	
20-Sep-11	-	-	-	-	-	-	-	8,790	-	-	-	8,750	-	-	-	8,740	
21-Sep-11	-	-	-	-	-	-	-	8,800	-	-	-	8,630	-	-	-	8,630	
22-Sep-11	-	-	-	-	-	-	-	8,770	-	-	-	8,630	-	-	-	8,625	
23-Sep-11	-	-	-	-	-	-	-	8,770	-	-	-	8,660	-	-	-	8,660	
26-Sep-11	-	-	-	-	-	-	-	8,510	-	-	-	8,660	-	-	-	8,650	
27-Sep-11	-	-	-	-	-	-	-	8,340	-	-	-	8,245	-	-	-	8,240	
28-Sep-11	-	-	-	-	-	-	-	8,195	-	-	-	8,345	-	-	-	8,315	
29-Sep-11	-	-	-	-	-	-	-	8,220	-	-	-	8,355	-	-	-	8,305	
30-Sep-11	-	-	-	-	-	-	-	8,120	-	-	-	8,370	-	-	-	8,325	
Tertinggi High	-	-	-	-	-	-	-	-	-	-	-	-	-	-	-	-	
Terendah Low	-	-	-	-	-	-	-	-	-	-	-	-	-	-	-	-	
Rata-Rata Average	-	7,236	-	-	-	8,538	-	-	8,500	-	-	8,479	-	-	-	-	

Sambungan / Continued

September / September '11

Tanggal / Date	Bulan Penyerahan / Delivery Months	Januari / January '12				Pebruari / February '12				Maret / March '12			
		Pembukaan Open (Rp/Kg)	Tertinggi High (Rp/Kg)	Terendah Low (Rp/Kg)	Penutupan Settlement (Rp/Kg)	Pembukaan Open (Rp/Kg)	Tertinggi High (Rp/Kg)	Terendah Low (Rp/Kg)	Penutupan Settlement (Rp/Kg)	Pembukaan Open (Rp/Kg)	Tertinggi High (Rp/Kg)	Terendah Low (Rp/Kg)	Penutupan Settlement (Rp/Kg)
1-Sep-11	-	-	-	-	-	-	-	-	-	-	-	-	-
2-Sep-11	-	-	-	-	-	-	-	-	-	-	-	-	-
5-Sep-11	-	-	-	7,805	-	-	-	7,805	-	-	-	-	-
6-Sep-11	-	-	-	8,015	-	-	-	8,025	-	-	-	-	-
7-Sep-11	-	-	-	8,010	-	-	-	8,005	-	-	-	-	-
8-Sep-11	-	-	-	8,640	-	-	-	8,670	-	-	-	-	-
9-Sep-11	-	-	-	8,630	-	-	-	8,635	-	-	-	-	-
12-Sep-11	-	-	-	8,565	-	-	-	8,565	-	-	-	-	-
13-Sep-11	-	-	-	8,535	-	-	-	8,545	-	-	-	-	-
14-Sep-11	-	-	-	8,555	-	-	-	8,530	-	-	-	-	-
15-Sep-11	-	-	-	8,685	-	-	-	8,690	-	-	-	-	-
16-Sep-11	-	-	-	8,735	-	-	-	8,750	-	-	-	8,755	-
19-Sep-11	-	-	-	8,685	-	-	-	8,700	-	-	-	8,655	-
20-Sep-11	-	-	-	8,740	-	-	-	8,745	-	-	-	8,740	-
21-Sep-11	-	-	-	8,630	-	-	-	8,645	-	-	-	8,660	-
22-Sep-11	-	-	-	8,645	-	-	-	8,655	-	-	-	8,675	-
23-Sep-11	-	-	-	8,670	-	-	-	8,685	-	-	-	8,690	-
26-Sep-11	-	-	-	8,650	-	-	-	8,660	-	-	-	8,670	-
27-Sep-11	-	-	-	8,640	-	-	-	8,655	-	-	-	8,660	-
28-Sep-11	-	-	-	8,325	-	-	-	8,325	-	-	-	8,350	-
29-Sep-11	-	-	-	8,325	-	-	-	8,340	-	-	-	8,370	-
30-Sep-11	-	-	-	8,330	-	-	-	8,365	-	-	-	8,375	-
Tertinggi High	-	-	-	-	-	-	-	-	-	-	-	-	-
Terendah Low	-	-	-	-	-	-	-	-	-	-	-	-	-
Rata-Rata Average	-	7,675	-	-	-	7,683	-	-	8,566	-	-	-	-

Crude Palm Oil (CPOTR)
Indonesia Commodity & Derivatives Exchange (ICDX)

September / September '11

Tanggal / Date	September / September '11				Oktober / October '11				Nopember / November '11			
	Bulan Penyerahan / Delivery Month	Pembukaan Open (Rp/Kg)	Tertinggi High (Rp/Kg)	Terendah Low (Rp/Kg)	Penutupan Settlement (Rp/Kg)	Pembukaan Open (Rp/Kg)	Tertinggi High (Rp/Kg)	Terendah Low (Rp/Kg)	Penutupan Settlement (Rp/Kg)	Pembukaan Open (Rp/Kg)	Tertinggi High (Rp/Kg)	Terendah Low (Rp/Kg)
1-Sep-11	-	-	-	8,945	8,890	8,915	8,890	8,915	8,765	8,890	8,765	8,890
2-Sep-11	-	-	-	9,195	8,755	8,950	8,745	8,995	8,845	9,000	8,695	8,950
5-Sep-11	-	-	-	9,015	9,045	9,140	8,915	8,915	8,740	8,835	8,640	8,775
6-Sep-11	-	-	-	8,965	8,825	8,825	8,720	8,895	8,615	8,645	8,555	8,815
7-Sep-11	-	-	-	9,030	8,810	8,915	8,735	9,010	8,605	8,760	8,595	8,910
8-Sep-11	-	-	-	9,080	8,710	9,095	8,700	9,015	8,720	8,820	8,655	8,925
9-Sep-11	-	-	-	9,110	8,985	9,170	8,895	9,105	8,750	9,025	8,715	9,000
12-Sep-11	-	-	-	9,175	9,165	9,175	9,125	9,165	9,035	9,085	9,005	9,060
13-Sep-11	-	-	-	9,065	9,120	9,120	9,025	9,035	9,000	9,010	8,890	8,930
14-Sep-11	-	-	-	9,155	-	-	-	9,195	8,915	9,050	8,835	9,075
15-Sep-11	-	-	-	9,140	9,265	9,300	9,240	9,270	8,970	9,160	8,965	9,125
16-Sep-11	-	-	-	-	9,340	9,340	9,340	9,340	9,175	9,185	9,110	9,170
19-Sep-11	-	-	-	-	9,130	9,275	9,130	9,250	9,060	9,130	9,035	9,085
20-Sep-11	-	-	-	-	9,240	9,280	9,240	9,230	9,040	9,175	9,025	9,140
21-Sep-11	-	-	-	-	9,150	9,215	9,150	9,215	9,085	9,160	9,080	9,135
22-Sep-11	-	-	-	-	9,070	9,070	9,020	8,945	9,060	9,140	8,945	8,885
23-Sep-11	-	-	-	-	8,805	8,805	8,805	8,805	8,780	8,785	8,620	8,625
26-Sep-11	-	-	-	-	8,730	8,730	8,460	8,610	8,615	8,675	8,270	8,475
27-Sep-11	-	-	-	-	8,735	8,750	8,600	8,705	8,550	8,620	8,455	8,595
28-Sep-11	-	-	-	-	8,695	8,695	8,570	8,565	8,485	8,550	8,425	8,520
29-Sep-11	-	-	-	-	8,485	8,570	8,485	8,495	8,385	8,505	8,360	8,495
30-Sep-11	-	-	-	-	8,630	8,750	8,570	8,430	8,580	8,590	8,465	8,395
Tertinggi High	-	-	-	-	-	(16)	9,340	-	-	(16)	9,185	-
Terendah Low	-	-	-	-	-	(26)	8,460	-	-	(26)	8,270	-
Rata-Rata Average	-	-	-	9,080	-	-	8,959	-	-	-	8,863	-

Sambungan / Continued

September / September '11

Tanggal / Date	Desember / December '11				Januari / January '12				Pebruari / February '12			
	Bulan Penyerahan / Delivery Month	Pembukaan Open (Rp/Kg)	Tertinggi High (Rp/Kg)	Terendah Low (Rp/Kg)	Penutupan Settlement (Rp/Kg)	Pembukaan Open (Rp/Kg)	Tertinggi High (Rp/Kg)	Terendah Low (Rp/Kg)	Penutupan Settlement (Rp/Kg)	Pembukaan Open (Rp/Kg)	Tertinggi High (Rp/Kg)	Terendah Low (Rp/Kg)
1-Sep-11	8,375	8,920	8,375	8,920	-	-	-	8,920	-	-	-	8,920
2-Sep-11	8,755	8,970	8,695	8,950	-	-	-	8,950	-	-	-	8,950
5-Sep-11	8,950	8,970	8,595	8,775	-	-	-	8,775	-	-	-	8,775
6-Sep-11	8,560	8,950	8,505	8,815	-	-	-	8,815	-	-	-	8,815
7-Sep-11	8,545	8,730	8,545	8,910	-	-	-	8,910	-	-	-	8,910
8-Sep-11	8,770	8,790	8,625	8,925	-	-	-	8,925	-	-	-	8,925
9-Sep-11	8,765	9,015	8,680	8,970	-	-	-	8,970	-	-	-	8,970
12-Sep-11	9,000	9,050	8,970	9,030	-	-	-	9,030	-	-	-	9,030
13-Sep-11	8,980	8,980	8,680	8,930	-	-	-	8,930	-	-	-	8,930
14-Sep-11	8,890	9,020	8,805	9,075	-	-	-	9,075	-	-	-	9,075
15-Sep-11	8,965	9,140	8,940	9,105	-	-	-	9,105	-	-	-	9,105
16-Sep-11	9,160	9,180	9,110	9,170	-	-	-	9,170	-	-	-	9,170
19-Sep-11	9,075	9,110	9,015	9,065	-	-	-	9,065	-	-	-	9,065
20-Sep-11	9,030	9,155	9,025	9,140	-	-	-	9,065	-	-	-	9,065
21-Sep-11	9,085	9,155	9,065	9,135	-	-	-	9,060	-	-	-	9,060
22-Sep-11	9,065	9,080	8,945	8,825	-	-	-	8,720	-	-	-	8,720
23-Sep-11	8,780	8,805	8,600	8,720	-	-	-	8,660	-	-	-	8,660
26-Sep-11	8,625	8,680	8,340	8,475	-	-	-	8,515	-	-	-	8,515
27-Sep-11	8,580	8,610	8,450	8,595	-	-	-	8,570	-	-	-	8,570
28-Sep-11	8,485	8,535	8,420	8,485	-	-	-	8,405	-	-	-	8,405
29-Sep-11	8,335	8,450	8,335	8,450	8,385	8,400	8,270	8,390	-	-	-	8,390
30-Sep-11	8,490	8,545	8,450	8,395	8,400	8,480	8,355	8,365	-	-	-	8,365
Tertinggi High	-	(16)	9,180	-	-	(30)	8,480	-	-	-	-	-
Terendah Low	-	(29)	8,335	-	-	(29)	8,270	-	-	-	-	-
Rata-Rata Average	-	-	8,857	-	-	-	8,836	-	-	8,836	-	-

Sambungan / Continued

September / September '11

Tanggal / Date	Bulan Penyerahan / Delivery Months	Maret / March '12				April / April '12				Mei / May '12			
		Pembukaan Open (Rp/Kg)	Tertinggi High (Rp/Kg)	Terendah Low (Rp/Kg)	Penutupan Settlement (Rp/Kg)	Pembukaan Open (Rp/Kg)	Tertinggi High (Rp/Kg)	Terendah Low (Rp/Kg)	Penutupan Settlement (Rp/Kg)	Pembukaan Open (Rp/Kg)	Tertinggi High (Rp/Kg)	Terendah Low (Rp/Kg)	Penutupan Settlement (Rp/Kg)
1-Sep-11	-	-	-	-	8,920	-	-	-	8,920	-	-	-	8,920
2-Sep-11	-	-	-	-	8,950	-	-	-	8,950	-	-	-	8,950
5-Sep-11	-	-	-	-	8,775	-	-	-	8,775	-	-	-	8,775
6-Sep-11	-	-	-	-	8,815	-	-	-	8,815	-	-	-	8,815
7-Sep-11	-	-	-	-	8,910	-	-	-	8,910	-	-	-	8,910
8-Sep-11	-	-	-	-	8,925	-	-	-	8,925	-	-	-	8,925
9-Sep-11	-	-	-	-	8,970	-	-	-	8,970	-	-	-	8,970
12-Sep-11	-	-	-	-	9,030	-	-	-	9,030	-	-	-	9,030
13-Sep-11	-	-	-	-	8,930	-	-	-	8,930	-	-	-	8,930
14-Sep-11	-	-	-	-	9,075	-	-	-	9,075	-	-	-	9,075
15-Sep-11	-	-	-	-	9,105	-	-	-	9,105	-	-	-	9,105
16-Sep-11	-	-	-	-	9,170	-	-	-	9,170	-	-	-	9,170
19-Sep-11	-	-	-	-	9,065	-	-	-	9,065	-	-	-	9,065
20-Sep-11	-	-	-	-	9,065	-	-	-	9,065	-	-	-	9,065
21-Sep-11	-	-	-	-	9,060	-	-	-	9,060	-	-	-	9,060
22-Sep-11	-	-	-	-	8,720	-	-	-	8,720	-	-	-	8,720
23-Sep-11	-	-	-	-	8,660	-	-	-	8,660	-	-	-	8,660
26-Sep-11	-	-	-	-	8,515	-	-	-	8,515	-	-	-	8,515
27-Sep-11	-	-	-	-	8,570	-	-	-	8,570	-	-	-	8,570
28-Sep-11	-	-	-	-	8,405	-	-	-	8,405	-	-	-	8,405
29-Sep-11	-	-	-	-	8,390	-	-	-	8,390	-	-	-	8,390
30-Sep-11	-	-	-	-	8,365	-	-	-	8,365	-	-	-	8,365
Tertinggi High		-	-	-		-	-	-		-	-	-	
Terendah Low		-	-	-		-	-	-		-	-	-	
Rata-Rata Average			8,814				8,814				8,814		

Sambungan / Continued

September / September '11

Tanggal / Date	Bulan Penyerahan / Delivery Months	Juni / Juni '12				Juli / July '12				Agustus / August '12			
		Pembukaan Open (Rp/Kg)	Tertinggi High (Rp/Kg)	Terendah Low (Rp/Kg)	Penutupan Settlement (Rp/Kg)	Pembukaan Open (Rp/Kg)	Tertinggi High (Rp/Kg)	Terendah Low (Rp/Kg)	Penutupan Settlement (Rp/Kg)	Pembukaan Open (Rp/Kg)	Tertinggi High (Rp/Kg)	Terendah Low (Rp/Kg)	Penutupan Settlement (Rp/Kg)
1-Sep-11	-	-	-	-	8,920	-	-	-	8,920	-	-	-	8,920
2-Sep-11	-	-	-	-	8,950	-	-	-	8,950	-	-	-	8,950
5-Sep-11	-	-	-	-	8,775	-	-	-	8,775	-	-	-	8,775
6-Sep-11	-	-	-	-	8,815	-	-	-	8,815	-	-	-	8,815
7-Sep-11	-	-	-	-	8,910	-	-	-	8,910	-	-	-	8,910
8-Sep-11	-	-	-	-	8,925	-	-	-	8,925	-	-	-	8,925
9-Sep-11	-	-	-	-	8,970	-	-	-	8,970	-	-	-	8,970
12-Sep-11	-	-	-	-	9,030	-	-	-	9,030	-	-	-	9,030
13-Sep-11	-	-	-	-	8,930	-	-	-	8,930	-	-	-	8,930
14-Sep-11	-	-	-	-	9,075	-	-	-	9,075	-	-	-	9,075
15-Sep-11	-	-	-	-	9,075	-	-	-	9,075	-	-	-	9,075
16-Sep-11	-	-	-	-	9,105	-	-	-	9,105	-	-	-	9,105
19-Sep-11	-	-	-	-	9,170	-	-	-	9,170	-	-	-	9,170
20-Sep-11	-	-	-	-	9,065	-	-	-	9,065	-	-	-	9,065
21-Sep-11	-	-	-	-	9,060	-	-	-	9,060	-	-	-	9,060
22-Sep-11	-	-	-	-	8,720	-	-	-	8,720	-	-	-	8,720
23-Sep-11	-	-	-	-	8,660	-	-	-	8,660	-	-	-	8,660
26-Sep-11	-	-	-	-	8,515	-	-	-	8,515	-	-	-	8,515
27-Sep-11	-	-	-	-	8,570	-	-	-	8,570	-	-	-	8,570
28-Sep-11	-	-	-	-	8,405	-	-	-	8,405	-	-	-	8,405
29-Sep-11	-	-	-	-	8,390	-	-	-	8,390	-	-	-	8,390
30-Sep-11	-	-	-	-	8,365	-	-	-	8,365	-	-	-	8,365
Tertinggi High		-	-	-		-	-	-		-	-	-	
Terendah Low		-	-	-		-	-	-		-	-	-	
Rata-Rata Average			8,836				8,836				8,836		

Emas / Gold (GOLDGR)
Indonesia Commodity & Derivatives Exchange (ICDX)

September / September '11

Tgl Date	September / September '11				Oktober / October '11				November / November '11				Desember / December '11			
	Pembukaan Open (Rp/gram)	Tertinggi High (Rp/gram)	Terendah Low (Rp/gram)	Penutupan Settlement (Rp/gram)	Pembukaan Open (Rp/gram)	Tertinggi High (Rp/gram)	Terendah Low (Rp/gram)	Penutupan Settlement (Rp/gram)	Pembukaan Open (Rp/gram)	Tertinggi High (Rp/gram)	Terendah Low (Rp/gram)	Penutupan Settlement (Rp/gram)	Pembukaan Open (Rp/gram)	Tertinggi High (Rp/gram)	Terendah Low (Rp/gram)	Penutupan Settlement (Rp/gram)
1-Sep-11	-	-	-	506,500	-	-	-	509,200	-	-	-	511,900	-	-	-	514,900
2-Sep-11	-	-	-	522,400	508,000	508,000	507,900	525,100	510,700	510,700	510,700	528,000	-	-	-	531,000
5-Sep-11	-	-	-	527,100	-	-	-	529,800	-	-	-	532,700	-	-	-	535,800
6-Sep-11	-	-	-	522,100	-	-	-	524,900	537,300	537,300	537,300	527,800	-	-	-	530,800
7-Sep-11	-	-	-	505,100	-	-	-	507,800	-	-	-	510,600	-	-	-	513,500
8-Sep-11	-	-	-	518,800	-	-	-	521,500	-	-	-	524,400	-	-	-	527,400
9-Sep-11	-	-	-	517,200	-	-	-	519,900	521,200	528,300	520,000	522,800	533,900	534,400	533,900	525,800
12-Sep-11	-	-	-	507,700	-	-	-	510,200	-	-	-	512,800	514,000	514,200	513,500	515,600
13-Sep-11	510,000	510,000	510,000	513,600	513,000	513,000	513,000	516,100	523,000	523,000	523,000	518,800	520,000	520,000	520,000	521,600
14-Sep-11	-	-	-	517,100	-	-	-	519,600	-	-	-	522,300	522,800	522,800	522,800	525,100
15-Sep-11	-	-	-	508,500	-	-	-	510,900	-	-	-	513,600	-	-	-	516,400
16-Sep-11	-	-	-	515,600	-	-	-	518,100	-	-	-	520,800	-	-	-	523,600
19-Sep-11	-	-	-	512,100	-	-	-	514,600	-	-	-	517,200	536,300	536,300	536,300	520,000
20-Sep-11	-	-	-	523,500	-	-	-	526,000	-	-	-	528,700	-	-	-	531,500
21-Sep-11	-	-	-	517,600	-	-	-	520,100	-	-	-	522,700	-	-	-	525,500
22-Sep-11	-	-	-	507,300	-	-	-	509,800	-	-	-	512,300	-	-	-	515,100
23-Sep-11	-	-	-	482,600	-	-	-	484,900	-	-	-	487,400	-	-	-	490,000
26-Sep-11	-	-	-	479,300	-	-	-	481,600	480,100	480,100	480,100	484,000	-	-	-	486,600
27-Sep-11	-	-	-	482,800	-	-	-	485,100	-	-	-	487,600	491,400	491,400	491,400	490,200
28-Sep-11	-	-	-	489,000	-	-	-	471,200	-	-	-	473,600	-	-	-	476,100
29-Sep-11	-	-	-	471,200	-	-	-	473,400	-	-	-	475,800	476,500	476,500	476,500	478,300
30-Sep-11	-	-	-	472,000	-	-	-	474,200	-	-	-	476,600	-	-	-	479,100
Tertinggi High		(13)	510,000			(13)	513,000			(06)	537,300			(19)	536,300	
Terendah Low		(13)	510,000			(02)	507,900			(26)	480,100			(29)	476,500	
Rata-Rata Average			504,505				507,000				509,655				512,450	

Sambungan / Continued

September / September '11

Tanggal / Date	Januari / January '12				Februari / February '12				Maret / March '12				April / April '12			
	Pembukaan Open (Rp/gram)	Tertinggi High (Rp/gram)	Terendah Low (Rp/gram)	Penutupan Settlement (Rp/gram)	Pembukaan Open (Rp/gram)	Tertinggi High (Rp/gram)	Terendah Low (Rp/gram)	Penutupan Settlement (Rp/gram)	Pembukaan Open (Rp/gram)	Tertinggi High (Rp/gram)	Terendah Low (Rp/gram)	Penutupan Settlement (Rp/gram)	Pembukaan Open (Rp/gram)	Tertinggi High (Rp/gram)	Terendah Low (Rp/gram)	Penutupan Settlement (Rp/gram)
1-Sep-11	-	-	-	517,800	-	-	-	520,800	-	-	-	523,900	-	-	-	526,900
2-Sep-11	-	-	-	534,100	-	-	-	537,200	-	-	-	540,300	-	-	-	543,500
5-Sep-11	-	-	-	538,800	539,200	539,200	539,100	542,000	-	-	-	545,200	-	-	-	548,300
6-Sep-11	-	-	-	533,800	548,700	548,800	548,700	536,900	-	-	-	540,100	-	-	-	543,200
7-Sep-11	-	-	-	516,400	539,200	539,900	539,200	519,400	-	-	-	522,500	-	-	-	525,500
8-Sep-11	-	-	-	530,400	-	-	-	533,500	-	-	-	536,600	-	-	-	539,700
9-Sep-11	-	-	-	528,800	-	-	-	531,800	-	-	-	534,900	-	-	-	538,000
12-Sep-11	-	-	-	518,400	-	-	-	521,200	-	-	-	524,100	-	-	-	527,000
13-Sep-11	-	-	-	524,400	531,500	531,900	531,100	527,200	-	-	-	530,100	-	-	-	533,000
14-Sep-11	525,900	525,900	525,900	528,000	541,800	541,900	541,800	530,900	-	-	-	533,800	-	-	-	536,800
15-Sep-11	-	-	-	519,200	-	-	-	522,000	-	-	-	525,000	-	-	-	527,900
16-Sep-11	-	-	-	526,400	-	-	-	529,300	-	-	-	532,300	-	-	-	535,200
19-Sep-11	-	-	-	522,800	541,700	541,900	541,700	525,700	-	-	-	528,600	-	-	-	531,500
20-Sep-11	-	-	-	534,400	-	-	-	537,300	-	-	-	540,300	-	-	-	543,300
21-Sep-11	-	-	-	528,300	540,800	540,800	540,700	531,200	-	-	-	534,100	-	-	-	537,000
22-Sep-11	-	-	-	517,800	-	-	-	520,600	-	-	-	523,500	-	-	-	526,300
23-Sep-11	492,000	492,000	490,000	492,600	514,700	514,900	514,700	495,200	-	-	-	498,000	-	-	-	500,700
26-Sep-11	490,000	490,000	489,500	489,200	-	-	-	491,800	-	-	-	494,500	-	-	-	497,200
27-Sep-11	496,800	496,800	496,800	492,800	496,000	496,300	488,900	495,400	-	-	-	498,200	-	-	-	500,900
28-Sep-11	493,500	493,500	490,000	478,600	496,200	496,900	496,000	481,200	-	-	-	483,900	-	-	-	486,500
29-Sep-11	479,200	479,200	479,200	480,800	-	-	-	483,400	-	-	-	486,000	-	-	-	488,700
30-Sep-11	-	-	-	481,600	-	-	-	484,200	-	-	-	486,900	-	-	-	489,500
Tertinggi High		(14)	525,900			(06)	548,800			-	-			-	-	
Terendah Low		(29)	479,200			(27)	488,900			-	-			-	-	
Rata-Rata Average			515,245				518,100				521,036				523,936	

Sambungan / Continued

September / September '11

Tanggal / Date	Bulan / Delivery Months	Mei / May '12				Juni / June '12				Juli / July '12				Agustus / August '12			
		Pembukaan Open (Rp/gram)	Tertinggi High (Rp/gram)	Terendah Low (Rp/gram)	Penutupan Settlement (Rp/gram)	Pembukaan Open (Rp/gram)	Tertinggi High (Rp/gram)	Terendah Low (Rp/gram)	Penutupan Settlement (Rp/gram)	Pembukaan Open (Rp/gram)	Tertinggi High (Rp/gram)	Terendah Low (Rp/gram)	Penutupan Settlement (Rp/gram)	Pembukaan Open (Rp/gram)	Tertinggi High (Rp/gram)	Terendah Low (Rp/gram)	Penutupan Settlement (Rp/gram)
1-Sep-11	-	-	-	-	530,000	-	-	-	533,100	-	-	-	536,200	-	-	-	539,400
2-Sep-11	-	-	-	-	546,600	-	-	-	549,800	-	-	-	553,000	-	-	-	556,300
5-Sep-11	-	-	-	-	551,500	-	-	-	554,700	-	-	-	558,000	-	-	-	561,300
6-Sep-11	-	-	-	-	546,400	-	-	-	549,600	-	-	-	552,800	-	-	-	556,100
7-Sep-11	-	-	-	-	528,600	-	-	-	531,700	-	-	-	534,800	-	-	-	538,000
8-Sep-11	-	-	-	-	542,800	-	-	-	546,000	-	-	-	549,200	-	-	-	552,500
9-Sep-11	-	-	-	-	541,200	-	-	-	544,300	-	-	-	547,500	-	-	-	550,800
12-Sep-11	-	-	-	-	529,900	-	-	-	532,900	-	-	-	536,000	-	-	-	539,100
13-Sep-11	-	-	-	-	536,000	-	-	-	539,000	-	-	-	542,000	-	-	-	545,100
14-Sep-11	-	-	-	-	539,700	-	-	-	542,800	-	-	-	545,800	-	-	-	548,900
15-Sep-11	-	-	-	-	530,800	-	-	-	533,800	-	-	-	536,800	-	-	-	539,900
16-Sep-11	-	-	-	-	538,200	-	-	-	541,200	-	-	-	544,200	-	-	-	547,300
19-Sep-11	-	-	-	-	534,400	-	-	-	537,400	-	-	-	540,400	-	-	-	543,500
20-Sep-11	-	-	-	-	546,300	-	-	-	549,300	-	-	-	552,400	-	-	-	555,500
21-Sep-11	-	-	-	-	540,000	-	-	-	543,000	-	-	-	546,000	-	-	-	549,100
22-Sep-11	-	-	-	-	529,200	-	-	-	532,200	-	-	-	535,200	-	-	-	538,200
23-Sep-11	-	-	-	-	503,400	-	-	-	506,200	-	-	-	509,100	-	-	-	512,000
26-Sep-11	-	-	-	-	499,000	-	-	-	502,700	-	-	-	505,500	-	-	-	508,400
27-Sep-11	-	-	-	-	503,600	-	-	-	506,400	-	-	-	509,200	-	-	-	512,100
28-Sep-11	-	-	-	-	489,200	-	-	-	491,900	-	-	-	494,600	-	-	-	497,400
29-Sep-11	-	-	-	-	491,300	-	-	-	494,000	-	-	-	496,800	-	-	-	499,600
30-Sep-11	-	-	-	-	492,100	-	-	-	494,800	-	-	-	497,600	-	-	-	500,400
Tertinggi High	-	-	-	-	-	-	-	-	-	-	-	-	-	-	-	-	-
Terendah Low	-	-	-	-	-	-	-	-	-	-	-	-	-	-	-	-	-
Rata-Rata Average	-	526,827	-	-	-	529,855	-	-	532,859	-	-	-	535,941	-	-	-	-

Gulir Emas / Rolling Gold (KGE)

Jakarta Futures Exchange (JFX)

Tanggal / Date	Bulan / Month	September / September '11			
		Pembukaan Open (Rp/gram)	Tertinggi High (Rp/gram)	Terendah Low (Rp/gram)	Penutupan Settlement (Rp/gram)
1-Sep-11	-	-	-	-	-
2-Sep-11	-	-	-	-	-
5-Sep-11	-	-	-	-	520,656
6-Sep-11	-	-	-	-	521,124
7-Sep-11	-	-	-	-	507,294
8-Sep-11	-	-	-	-	504,635
9-Sep-11	-	-	-	-	505,976
12-Sep-11	-	-	-	-	507,776
13-Sep-11	-	-	-	-	503,036
14-Sep-11	-	-	-	-	513,728
15-Sep-11	-	-	-	-	508,655
16-Sep-11	-	-	-	-	501,834
19-Sep-11	-	-	-	-	516,534
20-Sep-11	-	-	-	-	509,876
21-Sep-11	-	-	-	-	517,493
22-Sep-11	-	-	-	-	494,828
23-Sep-11	-	-	-	-	484,949
26-Sep-11	-	-	-	-	471,629
27-Sep-11	-	-	-	-	478,252
28-Sep-11	-	-	-	-	473,828
29-Sep-11	-	-	-	-	461,154
30-Sep-11	-	-	-	-	461,714
Tertinggi High	-	-	-	-	-
Terendah Low	-	-	-	-	-
Rata-Rata Average	-	498,249	-	-	-

Gulir Emas / Rolling Gold (KGEUSD)

Jakarta Futures Exchange (JFX)

Tanggal / Date	Bulan / Month	September / September '11			
		Pembukaan Open (USD/T.Ounce)	Tertinggi High (USD/T.Ounce)	Terendah Low (USD/T.Ounce)	Penutupan Settlement (USD/T.Ounce)
1-Sep-11	-	-	-	-	1,826.30
2-Sep-11	-	-	-	-	1,883.20
5-Sep-11	-	-	-	-	1,900.50
6-Sep-11	-	-	-	-	1,874.50
7-Sep-11	-	-	-	-	1,817.20
8-Sep-11	-	-	-	-	1,870.30
9-Sep-11	-	-	-	-	1,856.00
12-Sep-11	-	1,838.20	1,838.20	1,838.20	1,814.55
13-Sep-11	-	1,832.00	1,832.00	1,820.90	1,833.75
14-Sep-11	-	1,825.00	1,825.00	1,818.50	1,819.90
15-Sep-11	-	-	-	-	1,788.50
16-Sep-11	-	-	-	-	1,811.75
19-Sep-11	-	-	-	-	1,778.90
20-Sep-11	-	-	-	-	1,803.00
21-Sep-11	-	1,796.00	1,796.80	1,795.90	1,781.50
22-Sep-11	-	-	-	-	1,740.65
23-Sep-11	-	-	-	-	1,656.75
26-Sep-11	-	1,573.50	1,625.20	1,572.00	1,627.35
27-Sep-11	-	-	-	-	1,650.90
28-Sep-11	-	-	-	-	1,608.60
29-Sep-11	-	-	-	-	1,615.00
30-Sep-11	-	-	-	-	1,623.15
Tertinggi High	-	(12)	1,838.20	-	-
Terendah Low	-	(26)	1,572.00	-	-
Rata-Rata Average	-	-	1,771.92	-	-

Gulir Indeks Emas / Rolling Gold Index (KIE)

Jakarta Futures Exchange (JFX)

Tanggal / Date	Bulan / Month	September / September '11			
		Pembukaan Open (Point)	Tertinggi High (Point)	Terendah Low (Point)	Penutupan Settlement (Point)
1-Sep-11	-	-	-	-	-
2-Sep-11	-	-	-	-	-
5-Sep-11	-	8,540	8,540	8,535	8,543
6-Sep-11	-	-	-	-	8,557
7-Sep-11	-	-	-	-	8,560
8-Sep-11	-	8,565	8,565	8,560	8,572
9-Sep-11	-	8,575	8,575	8,570	8,569
12-Sep-11	-	8,600	8,600	8,600	8,605
13-Sep-11	-	-	-	-	8,638
14-Sep-11	-	8,700	8,700	8,700	8,725
15-Sep-11	-	8,750	8,750	8,750	8,760
16-Sep-11	-	-	-	-	8,768
19-Sep-11	-	8,845	8,915	8,845	8,845
20-Sep-11	-	8,985	9,035	8,955	8,848
21-Sep-11	-	8,935	8,985	8,920	8,885
22-Sep-11	-	9,000	9,075	8,925	8,763
23-Sep-11	-	-	-	-	8,785
26-Sep-11	-	9,050	9,190	9,030	9,085
27-Sep-11	-	9,000	9,005	8,995	8,905
28-Sep-11	-	9,030	9,030	8,880	8,888
29-Sep-11	-	8,988	8,995	8,988	8,855
30-Sep-11	-	-	-	-	8,805
Tertinggi High	-	(26)	9,190	-	-
Terendah Low	-	(05)	8,535	-	-
Rata-Rata Average	-	-	8,748	-	-

Tunda Serah Emas (GOLDID)
Indonesia Commodity & Derivatives Exchange (ICDX)

Tanggal / Date	September / September '11				
	Bulan Penyerahan / Delivery Months	Pembukaan Open (USD/T.Ounce)	Tertinggi High (USD/T.Ounce)	Terendah Low (USD/T.Ounce)	Penutupan Settlement (USD/T.Ounce)
1-Sep-11		1,815.00	1,815.00	1,815.00	1,824.70
2-Sep-11		1,835.00	1,847.20	1,835.00	1,881.90
5-Sep-11		1,878.10	1,901.00	1,877.00	1,900.10
6-Sep-11		1,908.70	1,920.10	1,872.40	1,878.90
7-Sep-11		1,879.90	1,880.30	1,796.00	1,817.50
8-Sep-11		1,824.80	1,864.30	1,824.80	1,865.70
9-Sep-11		1,875.00	1,875.00	1,832.80	1,858.40
12-Sep-11		1,850.00	1,850.00	1,810.90	1,816.30
13-Sep-11		1,820.00	1,841.00	1,800.00	1,833.10
14-Sep-11		1,824.20	1,827.70	1,810.00	1,819.70
15-Sep-11		1,805.00	1,815.00	1,775.00	1,787.10
16-Sep-11		1,778.70	1,818.00	1,769.40	1,810.20
19-Sep-11		1,820.50	1,820.50	1,781.60	1,778.80
20-Sep-11		1,787.00	1,805.00	1,787.00	1,803.60
21-Sep-11		1,813.20	1,813.20	1,790.80	1,783.30
22-Sep-11		1,775.00	1,775.80	1,728.00	1,738.90
23-Sep-11		1,725.10	1,740.10	1,660.00	1,650.55
26-Sep-11		1,629.30	1,630.10	1,544.90	1,624.50
27-Sep-11		1,637.50	1,676.70	1,637.50	1,651.70
28-Sep-11		1,655.50	1,655.50	1,655.50	1,611.70
29-Sep-11		1,594.00	1,632.00	1,594.00	1,615.60
30-Sep-11		1,623.40	1,623.40	1,622.80	1,622.90
Tertinggi High			(06) 1,920.10		
Terendah Low			(26) 1,544.90		
Rata-Rata Average			1,771.60		

Tunda Serah Emas (GOLDUD)
Indonesia Commodity & Derivatives Exchange (ICDX)

Tanggal / Date	September / September '11				
	Bulan Penyerahan / Delivery Months	Pembukaan Open (USD/T.Ounce)	Tertinggi High (USD/T.Ounce)	Terendah Low (USD/T.Ounce)	Penutupan Settlement (USD/T.Ounce)
1-Sep-11		1,817.00	1,818.00	1,817.00	1,824.70
2-Sep-11		1,828.90	1,882.00	1,828.80	1,881.90
5-Sep-11		1,884.70	1,902.70	1,876.50	1,900.10
6-Sep-11		1,903.30	1,920.50	1,860.00	1,878.90
7-Sep-11		1,875.70	1,875.70	1,795.00	1,817.50
8-Sep-11		1,843.50	1,863.00	1,828.10	1,865.70
9-Sep-11		1,857.00	1,883.80	1,829.40	1,858.40
12-Sep-11		1,844.90	1,856.90	1,803.70	1,816.30
13-Sep-11		1,832.30	1,841.20	1,798.90	1,833.10
14-Sep-11		1,831.20	1,832.10	1,788.90	1,819.70
15-Sep-11		1,817.00	1,817.00	1,795.40	1,787.10
16-Sep-11		1,772.60	1,817.00	1,767.40	1,810.20
19-Sep-11		1,822.60	1,825.90	1,772.00	1,778.80
20-Sep-11		1,781.20	1,810.00	1,777.70	1,803.60
21-Sep-11		1,802.90	1,816.50	1,781.80	1,783.30
22-Sep-11		1,782.50	1,784.80	1,725.60	1,738.90
23-Sep-11		1,743.30	1,746.60	1,641.80	1,650.55
26-Sep-11		1,641.80	1,641.80	1,549.40	1,624.50
27-Sep-11		1,627.30	1,676.60	1,627.30	1,651.70
28-Sep-11		1,637.30	1,660.80	1,603.60	1,611.70
29-Sep-11		1,605.50	1,630.60	1,603.60	1,615.60
30-Sep-11		1,632.70	1,633.50	1,614.00	1,622.90
Tertinggi High			(06) 1,920.50		
Terendah Low			(26) 1,549.40		
Rata-Rata Average			1,771.60		

4. Jumlah dan Volume Transaksi, dan Open Interest Frequency and Volume, and Open Interest

Olein (OLE)
Jakarta Futures Exchange (JFX)

Tanggal (Date)	Bulan (Month)	September / September '11		
		Transaksi (kali) Frequency (times)	Volume (lot) Volume (lots)	Open Interest (lots)
1		-	-	-
2		-	-	-
5		52	56	1
6		55	60	1
7		18	108	1
8		-	-	-
9		50	100	1
12		52	90	1
13		18	78	1
14		58	140	1
15		28	34	1
16		20	20	-
19		26	26	-
20		10	24	-
21		16	110	-
22		18	114	-
23		6	10	-
26		19	114	-
27		1	2	-
28		18	120	-
29		9	17	-
30		9	11	-
Tertinggi High		(14) 58	(14) 140	(15) 1
Terendah Low		(27) 1	(27) 2	(15) 1
Rata-Rata Average		25	65	1

Olein (OLE10)
Jakarta Futures Exchange (JFX)

Tanggal (Date)	Bulan (Month)	September / September '11		
		Transaksi (kali) Frequency (times)	Volume (lot) Volume (lots)	Open Interest (lots)
1		-	-	-
2		-	-	-
5		-	-	-
6		-	-	-
7		-	-	-
8		-	-	-
9		-	-	-
12		-	-	-
13		-	-	-
14		-	-	-
15		-	-	-
16		-	-	-
19		-	-	-
20		-	-	-
21		-	-	-
22		-	-	-
23		-	-	-
26		-	-	-
27		-	-	-
28		-	-	-
29		-	-	-
30		-	-	-
Tertinggi High		-	-	-
Terendah Low		-	-	-
Rata-Rata Average		-	-	-

Crude Palm Oil (CPOTR)
Indonesia Commodity & Derivatives Exchange (ICDX)

Tanggal (Date)	Bulan (Month)	September / September '11		
		Transaksi (kali) Frequency (times)	Volume (lot) Volume (lots)	Open Interest (lots)
1		301	759	-
2		371	1649	-
5		643	2348	-
6		785	2947	-
7		962	3679	-
8		970	4459	-
9		941	4372	-
12		1373	4431	-
13		1138	5216	-
14		355	2249	-
15		818	3172	-
16		441	1725	-
19		986	4106	-
20		1084	3320	-
21		1242	4049	-
22		881	4301	-
23		679	3407	-
26		860	4001	-
27		723	4608	-
28		1564	4761	-
29		3465	5114	-
30		1789	3987	2
Tertinggi High		(30) 3465	(13) 5216	(30) 2
Terendah Low		(29) 301	(01) 759	(30) 2
Rata-Rata Average		1017	3575	2

Emas / Gold (GOL)
Jakarta Futures Exchange (JFX)

Tanggal (Date)	September / September '11		
	Transaksi (kali) Frequency (times)	Volume (lot) Volume (lots)	Open Interest (lots)
1	-	-	-
2	-	-	-
5	-	-	-
6	6	6	-
7	14	104	-
8	6	6	-
9	10	76	-
12	12	62	-
13	16	106	-
14	16	106	-
15	6	6	-
16	6	6	-
19	6	6	-
20	6	6	-
21	14	104	-
22	12	66	-
23	6	6	-
26	14	104	-
27	14	78	-
28	14	68	-
29	6	6	-
30	6	6	-
Tertinggi High	(14) 16	(14) 106	-
Terendah Low	(30) 6	(30) 6	-
Rata-Rata Average	10	49	-

Emas / Gold (GOL250)
Jakarta Futures Exchange (JFX)

Tanggal (Date)	September / September '11		
	Transaksi (kali) Frequency (times)	Volume (lot) Volume (lots)	Open Interest (lots)
1	-	-	-
2	-	-	-
5	2	10	-
6	3	6	-
7	21	148	-
8	11	58	-
9	23	133	-
12	20	94	-
13	15	70	-
14	21	118	-
15	25	92	-
16	23	86	-
19	26	138	-
20	55	236	-
21	46	232	-
22	33	132	-
23	27	122	-
26	18	144	-
27	23	136	-
28	18	120	-
29	6	34	-
30	16	204	-
Tertinggi High	(20) 55	(20) 236	-
Terendah Low	(05) 2	(06) 6	-
Rata-Rata Average	22	116	-

Emas / Gold (GOLDGR)
Indonesia Commodity & Derivatives Exchange (ICDX)

Tanggal (Date)	September / September '11		
	Transaksi (kali) Frequency (times)	Volume (lot) Volume (lots)	Open Interest (lots)
1	-	-	-
2	5	12	5
5	2	20	5
6	3	21	5
7	10	30	5
8	-	-	-
9	97	167	5
12	13	13	5
13	18	92	5
14	1	22	5
15	-	-	-
16	-	-	-
19	12	30	-
20	-	-	-
21	2	20	-
22	-	-	-
23	4	22	-
26	3	3	-
27	40	82	-
28	16	82	-
29	1	2	-
30	-	-	-
Tertinggi High	(24) 97	(30) 167	(08) 5
Terendah Low	(29) 1	(29) 2	(08) 5
Rata-Rata Average	16	43	5

Gulir Emas / Rolling Gold (KGE)
Jakarta Futures Exchange (JFX)

Tanggal (Date)	Bulan (Month)	September / September '11		
		Transaksi (kali) Frequency (times)	Volume (lot) Volume (lots)	Open Interest (lots)
1		-	-	-
2		-	-	-
5		-	-	-
6		-	-	-
7		-	-	-
8		-	-	-
9		-	-	-
12		-	-	-
13		-	-	-
14		-	-	-
15		-	-	-
16		-	-	-
19		-	-	-
20		-	-	-
21		-	-	-
22		-	-	-
23		-	-	-
26		-	-	-
27		-	-	-
28		-	-	-
29		-	-	-
30		-	-	-
Tertinggi High		-	-	-
Terendah Low		-	-	-
Rata-Rata Average		-	-	-

Gulir Emas / Rolling Gold (KGEUSD)
Jakarta Futures Exchange (JFX)

Tanggal (Date)	Bulan (Month)	September / September '11		
		Transaksi (kali) Frequency (times)	Volume (lot) Volume (lots)	Open Interest (lots)
1		-	-	-
2		-	-	-
5		-	-	-
6		-	-	-
7		-	-	-
8		-	-	-
9		-	-	-
12		1	20	-
13		11	220	-
14		18	206	-
15		-	-	-
16		-	-	-
19		-	-	-
20		-	-	-
21		12	240	-
22		-	-	-
23		-	-	-
26		30	484	-
27		-	-	-
28		-	-	-
29		-	-	-
30		-	-	-
Tertinggi High		(26) 30	(26) 484	-
Terendah Low		(12) 1	(12) 20	-
Rata-Rata Average		14	234	-

Gulir Indeks Emas/Rolling Gold Index (KIE)
Jakarta Futures Exchange (JFX)

Tanggal (Date)	Bulan (Month)	September / September '11		
		Transaksi (kali) Frequency (times)	Volume (lot) Volume (lots)	Open Interest (lots)
1		-	-	-
2		-	-	-
5		2	6	140
6		-	-	-
7		-	-	-
8		2	10	140
9		2	4	140
12		-	-	-
13		-	-	-
14		2	3	141
15		2	3	144
16		-	-	-
19		15	165	146
20		13	187	149
21		13	161	150
22		9	162	152
23		-	-	-
26		58	660	152
27		15	178	154
28		73	780	154
29		9	160	154
30		-	-	-
Tertinggi High		(28) 73	(28) 780	(29) 154
Terendah Low		(15) 2	(15) 3	(09) 140
Rata-Rata Average		17	191	147

Tunda Serah Emas (GOLDID)
Indonesia Commodity & Derivatives Exchange (ICDX)

Tanggal (Date)	Bulan (Month)	September / September '11		
		Transaksi (kali) <i>Frequency (times)</i>	Volume (lot) <i>Volume (lots)</i>	Open Interest (lots)
1		1	5	-
2		3	19	-
5		12	54	-
6		26	52	-
7		16	55	-
8		7	19	-
9		8	15	-
12		20	106	-
13		13	13	-
14		1	25	-
15		9	20	-
16		11	44	-
19		11	22	-
20		6	20	-
21		7	13	-
22		10	23	-
23		13	18	-
26		36	71	-
27		10	21	-
28		1	5	-
29		1	15	-
30		4	4	-
Tertinggi <i>High</i>		(26) 36	(12) 106	-
Terendah <i>Low</i>		(29) 1	(30) 4	-
Rata-Rata <i>Average</i>		10	29	-

Tunda Serah Emas (GOLDUD)
Indonesia Commodity & Derivatives Exchange (ICDX)

Tanggal (Date)	Bulan (Month)	September / September '11		
		Transaksi (kali) <i>Frequency (times)</i>	Volume (lot) <i>Volume (lots)</i>	Open Interest (lots)
1		4	30	-
2		45	290	-
5		60	170	-
6		131	618	-
7		86	562	-
8		30	104	-
9		56	244	-
12		51	175	-
13		67	231	-
14		1	81	-
15		3	12	-
16		64	176	-
19		50	130	-
20		25	86	-
21		43	93	-
22		51	107	-
23		56	150	-
26		93	371	-
27		138	307	-
28		69	170	-
29		1	39	-
30		19	46	-
Tertinggi <i>High</i>		(27) 138	(06) 618	-
Terendah <i>Low</i>		(29) 1	(15) 12	-
Rata-Rata <i>Average</i>		52	191	-

5. Jumlah dan Volume Transaksi, *Open Interest* dan Hari Perdagangan Selama Lima Tahun
Frequency and Volume, Open Interest and Trading Days for Five Years

Olein (OLE)
 Jakarta Futures Exchange (JFX)

No.	Bulan / Month	Transaksi (Kali)/Frequency (Times)					Volume (lot) /Volume (Lots)					Open Interest pada akhir bulan (lot) / Open Interest at the End of This Month (Lots)					Hari Perdagangan / Trading Days (Days)				
		2007	2008	2009	2010	2011	2007	2008	2009	2010	2011	2007	2008	2009	2010	2011	2007	2008	2009	2010	2011
1	Januari/January	98	-	6	-	162	262	-	10	-	414	-	-	-	-	-	20	19	19	20	21
2	Pebruari/February	65	-	2	-	228	45	-	4	-	532	-	-	-	-	-	20	20	20	19	18
3	Maret/March	89	-	2	-	581	117	-	4	-	927	-	-	-	-	-	17	20	20	22	23
4	April/April	157	-	2	-	375	218	-	4	-	767	-	-	-	-	-	22	21	21	21	20
5	Mei/May	79	15	2	-	572	450	15	4	-	899	-	-	-	-	-	20	20	20	21	22
6	Juni/June	90	16	2	-	493	136	16	4	-	837	-	-	-	-	-	21	22	22	22	22
7	Juli/July	41	4	-	-	581	62	4	-	-	1,226	-	-	-	-	-	22	22	22	22	21
8	Agustus/August	31	42	66	83	410	47	64	98	156	766	-	-	-	-	-	20	20	20	22	21
9	September/September	22	46	-	191	483	26	106	-	437	1,234	-	-	-	-	-	20	18	18	19	22
10	Oktober /October	1	74	-	135		1	184	-	389		-	-	-	-	-	20	22	22	21	
11	Nopember/November	2	29	-	134		2	69	-	440		-	-	-	-	-	20	20	20	21	
12	Desember/December	-	14	-	112		-	14	-	278		-	-	-	-	-	19	21	21	21	

Olein (OLE10)
Jakarta Futures Exchange (JFX)

No.	Bulan / Month	Transaksi (Kali)/Frequency (Times)					Volume (lot) /Volume (Lots)					Open Interest pada akhir bulan (lot) / Open Interest at the End of This Month (Lots)					Hari Perdagangan / Trading Days (Days)					
		2007	2008	2009	2010	2011	2007	2008	2009	2010	2011	2007	2008	2009	2010	2011	2007	2008	2009	2010	2011	
1	Januari/January	-	-	-	-	-	-	-	-	-	-	-	-	-	-	-	-	-	-	-	-	21
2	Pebruari/February	-	-	-	-	-	-	-	-	-	-	-	-	-	-	-	-	-	-	-	-	18
3	Maret/March	-	-	-	-	82	-	-	-	-	82	-	-	-	-	-	-	-	-	-	-	23
4	April/April	-	-	-	-	-	-	-	-	-	-	-	-	-	-	-	-	-	-	-	-	20
5	Mei/May	-	-	-	-	-	-	-	-	-	-	-	-	-	-	-	-	-	-	-	-	22
6	Juni/June	-	-	-	-	-	-	-	-	-	-	-	-	-	-	-	-	-	-	-	-	22
7	Juli/July	-	-	-	-	-	-	-	-	-	-	-	-	-	-	-	-	-	-	-	-	21
8	Agustus/August	-	-	-	-	-	-	-	-	-	-	-	-	-	-	-	-	-	-	-	-	21
9	September/September	-	-	-	-	-	-	-	-	-	-	-	-	-	-	-	-	-	-	-	-	22
10	Oktober /October	-	-	-	-	-	-	-	-	-	-	-	-	-	-	-	-	-	-	-	-	
11	Nopember/November	-	-	-	-	-	-	-	-	-	-	-	-	-	-	-	-	-	-	-	-	
12	Desember/December	-	-	-	-	-	-	-	-	-	-	-	-	-	-	-	-	-	-	-	-	

Crude Palm Oil (CPOTR)

Indonesia Commodity & Derivatives Exchange (ICDX)

No.	Bulan / Month	Transaksi (Kali)/Frequency (Times)					Volume (lot) /Volume (Lots)					Open Interest pada akhir bulan (lot) / Open Interest at the End of This Month (Lots)					Hari Perdagangan / Trading Days (Days)					
		2007	2008	2009	2010	2011	2007	2008	2009	2010	2011	2007	2008	2009	2010	2011	2007	2008	2009	2010	2011	
1	Januari/January	-	-	-	-	11,233	-	-	-	-	42,734	-	-	-	-	-	-	-	-	-	-	21
2	Pebruari/February	-	-	-	-	9,314	-	-	-	-	41,249	-	-	-	-	-	-	-	-	-	-	17
3	Maret/March	-	-	-	-	14,623	-	-	-	-	53,366	-	-	-	-	-	-	-	-	-	-	23
4	April/April	-	-	-	-	13,521	-	-	-	-	46,543	-	-	-	-	-	-	-	-	-	-	20
5	Mei/May	-	-	-	-	11,492	-	-	-	-	53,018	-	-	-	-	-	-	-	-	-	-	22
6	Juni/June	-	-	-	-	11,519	-	-	-	-	55,099	-	-	-	-	-	-	-	-	-	-	22
7	Juli/July	-	-	-	-	12,458	-	-	-	-	63,061	-	-	-	-	-	-	-	-	-	-	21
8	Agustus/August	-	-	-	-	15,293	-	-	-	-	56,212	-	-	-	-	-	-	-	-	-	-	23
9	September/September	-	-	-	-	22,371	-	-	-	-	78,660	-	-	-	-	-	-	-	-	-	-	22
10	Oktober /October	-	-	-	-	-	-	-	-	-	-	-	-	-	-	-	-	-	-	-	-	-
11	Nopember/November	-	-	-	-	-	-	-	-	-	-	-	-	-	-	-	-	-	-	-	-	-
12	Desember/December	-	-	-	-	-	-	-	-	-	-	-	-	-	-	-	-	-	-	-	-	-

Emas / Gold (GOL)
Jakarta Futures Exchange (JFX)

No.	Bulan / Month	Transaksi (Kali)/Frequency (Times)					Volume (lot) /Volume (Lots)					Open Interest pada akhir bulan (lot) / Open Interest at the End of This Month (Lots)					Hari Perdagangan / Trading Days (Days)				
		2007	2008	2009	2010	2011	2007	2008	2009	2010	2011	2007	2008	2009	2010	2011	2007	2008	2009	2010	2011
1	Januari/January	2	96	106	173	172	6	96	208	173	336	3	-	-	-	-	22	20	19	20	21
2	Pebruari/February	2	36	109	133	226	6	40	223	133	602	3	-	1	-	-	20	20	20	19	18
3	Maret/March	2	-	126	148	242	6	-	249	148	557	3	-	1	-	-	21	17	20	22	23
4	April/April	2	-	112	140	208	6	-	222	140	580	3	-	-	-	-	20	22	21	21	20
5	Mei/May	130	-	127	131	181	676	-	246	135	390	5	-	-	-	-	22	20	20	21	22
6	Juni/June	57	-	177	150	188	59	-	326	155	548	-	-	-	-	-	21	21	22	22	22
7	Juli/July	31	-	50	158	202	34	-	78	166	800	-	-	-	-	-	22	22	22	22	21
8	Agustus/August	28	-	137	206	128	28	-	260	266	398	1	-	-	-	-	22	20	20	22	21
9	September/September	41	-	152	289	190	41	-	303	489	928	1	-	-	17	-	20	20	18	19	22
10	Oktober /October	72	-	198	245		72	-	379	485		-	-	-	-	-	17	20	22	21	
11	Nopember/November	176	78	190	205		172	177	345	471		-	-	-	-	-	22	20	20	21	
12	Desember/December	88	166	118	181		88	230	250	333		-	-	-	-	-	17	19	21	21	

Emas / Gold (GOL250)
Jakarta Futures Exchange (JFX)

No.	Bulan / Month	Transaksi (Kali)/Frequency (Times)					Volume (lot) /Volume (Lots)					Open Interest pada akhir bulan (lot) / Open Interest at the End of This Month (Lots)					Hari Perdagangan / Trading Days (Days)					
		2007	2008	2009	2010	2011	2007	2008	2009	2010	2011	2007	2008	2009	2010	2011	2007	2008	2009	2010	2011	
1	Januari/January	-	-	-	-	599	-	-	-	-	1,427	-	-	-	-	-	-	-	-	-	-	21
2	Pebruari/February	-	-	-	-	470	-	-	-	-	1,369	-	-	-	-	-	-	-	-	-	-	18
3	Maret/March	-	-	-	-	386	-	-	-	-	977	-	-	-	-	-	-	-	-	-	-	23
4	April/April	-	-	-	-	356	-	-	-	-	982	-	-	-	-	-	-	-	-	-	-	20
5	Mei/May	-	-	-	-	293	-	-	-	-	1,103	-	-	-	-	-	-	-	-	-	-	22
6	Juni/June	-	-	-	-	331	-	-	-	-	1,206	-	-	-	-	-	-	-	-	-	-	22
7	Juli/July	-	-	-	-	343	-	-	-	-	1,648	-	-	-	-	-	-	-	-	-	-	21
8	Agustus/August	-	-	-	-	255	-	-	-	-	1,144	-	-	-	-	-	-	-	-	-	-	21
9	September/September	-	-	-	-	432	-	-	-	-	2,312	-	-	-	-	-	-	-	-	-	-	22
10	Oktober /October	-	-	-	-	-	-	-	-	-	-	-	-	-	-	-	-	-	-	-	-	-
11	Nopember/November	-	-	-	-	-	-	-	-	-	-	-	-	-	-	-	-	-	-	-	-	-
12	Desember/December	-	-	-	-	-	-	-	-	-	-	-	-	-	-	-	-	-	-	-	-	-

Emas / Gold (GOLDGR)

Indonesia Commodity & Derivatives Exchange (ICDX)

No.	Bulan / Month	Transaksi (Kali)/Frequency (Times)					Volume (lot) /Volume (Lots)					Open Interest pada akhir bulan (lot) / Open Interest at the End of This Month (Lots)					Hari Perdagangan / Trading Days (Days)					
		2007	2008	2009	2010	2011	2007	2008	2009	2010	2011	2007	2008	2009	2010	2011	2007	2008	2009	2010	2011	
1	Januari/January	-	-	-	-	235	-	-	-	-	780	-	-	-	-	-	-	-	-	-	-	21
2	Pebruari/February	-	-	-	-	221	-	-	-	-	630	-	-	-	-	-	-	-	-	-	-	17
3	Maret/March	-	-	-	-	461	-	-	-	-	1,265	-	-	-	-	-	-	-	-	-	-	23
4	April/April	-	-	-	-	432	-	-	-	-	1,284	-	-	-	-	-	-	-	-	-	-	18
5	Mei/May	-	-	-	-	1,143	-	-	-	-	2,264	-	-	-	-	-	-	-	-	-	-	22
6	Juni/June	-	-	-	-	551	-	-	-	-	1,107	-	-	-	-	-	-	-	-	-	-	22
7	Juli/July	-	-	-	-	479	-	-	-	-	882	-	-	-	-	-	-	-	-	-	-	21
8	Agustus/August	-	-	-	-	728	-	-	-	-	1,903	-	-	-	-	-	-	-	-	-	-	23
9	September/September	-	-	-	-	231	-	-	-	-	618	-	-	-	-	-	-	-	-	-	-	22
10	Oktober /October	-	-	-	-	-	-	-	-	-	-	-	-	-	-	-	-	-	-	-	-	-
11	Nopember/November	-	-	-	-	-	-	-	-	-	-	-	-	-	-	-	-	-	-	-	-	-
12	Desember/December	-	-	-	-	-	-	-	-	-	-	-	-	-	-	-	-	-	-	-	-	-

Gulir Emas / Rolling Gold (KGE)

Jakarta Futures Exchange (JFX)

No.	Bulan / Month	Transaksi (Kali)/Frequency (Times)					Volume (lot) /Volume (Lots)					Open Interest pada akhir bulan (lot) / Open Interest at the End of This Month (Lots)					Hari Perdagangan / Trading Days (Days)					
		2007	2008	2009	2010	2011	2007	2008	2009	2010	2011	2007	2008	2009	2010	2011	2007	2008	2009	2010	2011	
1	Januari/January	-	-	-	-	-	-	-	-	-	-	-	-	-	-	-	-	22	20	19	20	21
2	Pebruari/February	-	-	-	-	-	-	-	-	-	-	-	-	-	-	-	-	20	20	20	19	18
3	Maret/March	-	-	-	-	-	-	-	-	-	-	-	-	-	-	-	-	21	17	20	22	23
4	April/April	-	-	-	-	-	-	-	-	-	-	-	-	-	-	-	-	20	22	21	21	20
5	Mei/May	-	-	-	-	-	-	-	-	-	-	-	-	-	-	-	-	22	20	20	21	22
6	Juni/June	-	334	-	-	-	-	328	-	-	-	-	-	-	-	-	-	21	21	22	22	22
7	Juli/July	-	296	-	-	-	-	695	-	-	-	-	-	-	-	-	-	22	22	22	22	21
8	Agustus/August	-	422	-	1	-	-	422	-	1	-	-	-	-	-	-	-	22	20	20	22	21
9	September/September	-	342	-	140	-	-	436	-	172	-	-	-	-	-	-	-	20	20	18	19	22
10	Oktober /October	-	588	-	100	-	-	3,060	-	100	-	-	-	-	-	-	-	17	20	22	21	
11	Nopember/November	-	66	-	10	-	-	66	-	20	-	-	-	-	-	-	-	22	20	20	21	
12	Desember/December	-	16	-	-	-	-	96	-	-	-	-	-	-	-	-	-	17	19	21	21	

Gulir Emas / Rolling Gold (KGEUSD)

Jakarta Futures Exchange (JFX)

No.	Bulan / Month	Transaksi (Kali)/Frequency (Times)					Volume (lot) /Volume (Lots)					Open Interest pada akhir bulan (lot) / Open Interest at the End of This Month (Lots)					Hari Perdagangan / Trading Days (Days)				
		2007	2008	2009	2010	2011	2007	2008	2009	2010	2011	2007	2008	2009	2010	2011	2007	2008	2009	2010	2011
1	Januari/January	-	-	-	180	163	-	-	-	224	910	-	-	-	21	-	-	-	19	20	21
2	Pebruari/February	-	-	29	60	126	-	-	63	73	730	-	-	5	11	-	-	-	20	19	18
3	Maret/March	-	-	55	-	138	-	-	81	-	836	-	-	6	11	-	-	-	20	22	23
4	April/April	-	-	62	-	150	-	-	95	-	941	-	-	2	11	-	-	-	21	21	20
5	Mei/May	-	-	108	-	147	-	-	143	-	928	-	-	5	11	-	-	-	20	21	22
6	Juni/June	-	-	100	-	150	-	-	104	-	940	-	-	3	11	-	-	-	22	22	22
7	Juli/July	-	-	68	-	132	-	-	70	-	1,171	-	-	3	11	13	-	-	22	22	21
8	Agustus/August	-	-	61	-	79	-	-	50	-	1,162	-	-	5	11	36	-	-	20	22	21
9	September/September	-	-	168	164	72	-	-	178	962	1,170	-	-	6	21	80	-	-	18	19	22
10	Oktober /October	-	-	371	170	-	-	-	398	954	-	-	-	15	-	-	-	-	22	21	-
11	Nopember/November	-	-	341	163	-	-	-	384	910	-	-	-	5	-	-	-	-	20	21	-
12	Desember/December	-	-	469	163	-	-	-	672	910	-	-	-	53	-	-	-	-	21	21	-

Gulir Indeks Emas/Rolling Gold Index (KIE)

Jakarta Futures Exchange (JFX)

No.	Bulan / Month	Transaksi (Kali)/Frequency (Times)					Volume (lot) /Volume (Lots)					Open Interest pada akhir bulan (lot) / Open Interest at the End of This Month (Lots)					Hari Perdagangan / Trading Days (Days)				
		2007	2008	2009	2010	2011	2007	2008	2009	2010	2011	2007	2008	2009	2010	2011	2007	2008	2009	2010	2011
1	Januari/January	46	188	210	44	107	1,247	5,330	471	729	863	888	4,434	1,250	1,302	60	22	20	19	20	21
2	Pebruari/February	50	125	154	19	118	840	2,210	438	297	898	979	3,187	1,253	1,062	87	20	20	20	19	18
3	Maret/March	106	226	124	2	158	2,831	1,840	317	8	1,425	1,072	4,107	1,192	1,054	92	21	17	20	22	23
4	April/April	22	263	172	7	97	553	5,070	503	19	844	685	4,062	1,131	1,035	119	20	22	21	21	20
5	Mei/May	309	1,816	106	20	108	5,680	2,267	213	365	1,075	965	4,076	1,149	1,292	119	22	20	20	21	22
6	Juni/June	367	4,521	132	11	109	3,499	4,521	580	209	1,073	1,170	1,645	1,162	1,086	121	21	21	22	22	22
7	Juli/July	363	137	150	6	157	2,469	1,799	767	55	1,705	2,356	1,082	1,148	1,034	121	22	22	22	22	21
8	Agustus/August	300	156	80	6	234	2,107	1,713	333	17	2,529	3,338	1,331	1,353	1,040	140	22	20	20	22	21
9	September/September	198	326	86	86	216	2,634	4,077	500	422	2,480	2,279	2,451	1,258	1,040	154	20	20	18	19	22
10	Oktober /October	221	564	229	92		3,552	7,142	2,356	542		2,116	1,184	1,347	50		17	20	22	21	
11	Nopember/November	402	542	138	157		7,953	8,218	974	984		2,829	1,218	1,335	-		22	20	20	21	
12	Desember/December	204	539	43	126		2,917	900	253	809		4,622	1,205	1,335	-		17	19	21	21	

Tunda Serah Emas (GOLDID)

Indonesia Commodity & Derivatives Exchange (ICDX)

No.	Bulan / Month	Transaksi (Kali)/Frequency (Times)					Volume (lot) /Volume (Lots)					Open Interest pada akhir bulan (lot) / Open Interest at the End of This Month (Lots)					Hari Perdagangan / Trading Days (Days)				
		2007	2008	2009	2010	2011	2007	2008	2009	2010	2011	2007	2008	2009	2010	2011	2007	2008	2009	2010	2011
1	Januari/January	-	-	-	-	-	-	-	-	-	-	-	-	-	-	-	-	-	-	-	-
2	Pebruari/February	-	-	-	-	-	-	-	-	-	-	-	-	-	-	-	-	-	-	-	-
3	Maret/March	-	-	-	-	-	-	-	-	-	-	-	-	-	-	-	-	-	-	-	-
4	April/April	-	-	-	-	187	-	-	-	-	2,139	-	-	-	-	-	-	-	-	-	18
5	Mei/May	-	-	-	-	235	-	-	-	-	1,011	-	-	-	-	-	-	-	-	-	22
6	Juni/June	-	-	-	-	298	-	-	-	-	630	-	-	-	-	-	-	-	-	-	22
7	Juli/July	-	-	-	-	199	-	-	-	-	418	-	-	-	-	-	-	-	-	-	21
8	Agustus/August	-	-	-	-	435	-	-	-	-	1,251	-	-	-	-	-	-	-	-	-	23
9	September/September	-	-	-	-	241	-	-	-	-	639	-	-	-	-	-	-	-	-	-	22
10	Oktober /October	-	-	-	-	-	-	-	-	-	-	-	-	-	-	-	-	-	-	-	-
11	Nopember/November	-	-	-	-	-	-	-	-	-	-	-	-	-	-	-	-	-	-	-	-
12	Desember/December	-	-	-	-	-	-	-	-	-	-	-	-	-	-	-	-	-	-	-	-

Tunda Serah Emas (GOLDUD)
Indonesia Commodity & Derivatives Exchange (ICDX)

No.	Bulan / Month	Transaksi (Kali)/Frequency (Times)					Volume (lot) /Volume (Lots)					Open Interest pada akhir bulan (lot) / Open Interest at the End of This Month (Lots)					Hari Perdagangan / Trading Days (Days)				
		2007	2008	2009	2010	2011	2007	2008	2009	2010	2011	2007	2008	2009	2010	2011	2007	2008	2009	2010	2011
1	Januari/January	-	-	-	-	-	-	-	-	-	-	-	-	-	-	-	-	-	-	-	-
2	Pebruari/February	-	-	-	-	-	-	-	-	-	-	-	-	-	-	-	-	-	-	-	-
3	Maret/March	-	-	-	-	-	-	-	-	-	-	-	-	-	-	-	-	-	-	-	-
4	April/April	-	-	-	-	492	-	-	-	-	9,845	-	-	-	-	-	-	-	-	-	18
5	Mei/May	-	-	-	-	1,084	-	-	-	-	21,456	-	-	-	-	-	-	-	-	-	22
6	Juni/June	-	-	-	-	1,118	-	-	-	-	6,499	-	-	-	-	-	-	-	-	-	22
7	Juli/July	-	-	-	-	1,843	-	-	-	-	5,719	-	-	-	-	-	-	-	-	-	21
8	Agustus/August	-	-	-	-	2,026	-	-	-	-	8,804	-	-	-	-	-	-	-	-	-	23
9	September/September	-	-	-	-	1,194	-	-	-	-	4,192	-	-	-	-	-	-	-	-	-	22
10	Oktober /October	-	-	-	-	-	-	-	-	-	-	-	-	-	-	-	-	-	-	-	-
11	Nopember/November	-	-	-	-	-	-	-	-	-	-	-	-	-	-	-	-	-	-	-	-
12	Desember/December	-	-	-	-	-	-	-	-	-	-	-	-	-	-	-	-	-	-	-	-

6. Harga Komoditi
Di Pasar Spot Lokal dan Internasional
Prices of Commodities at Local Spots and International Markets

September / September 2011

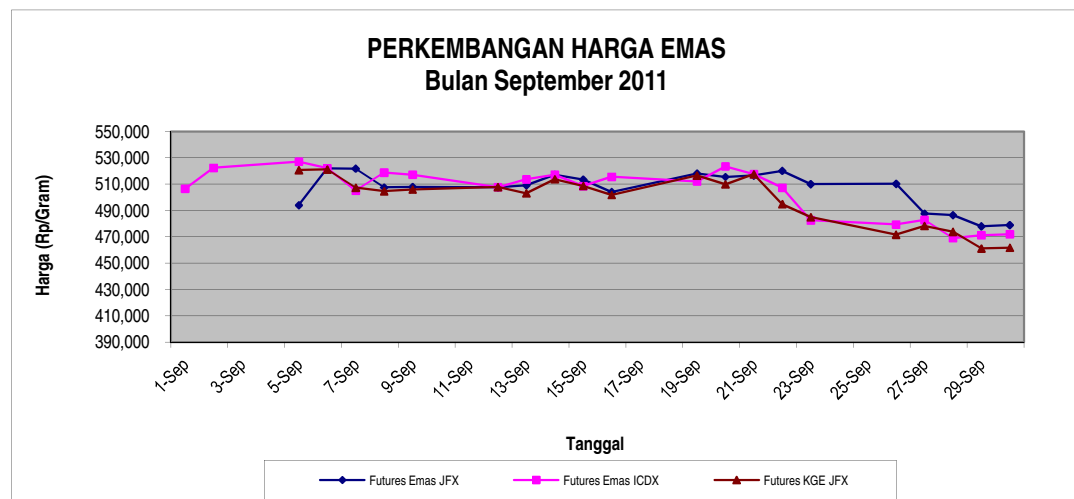
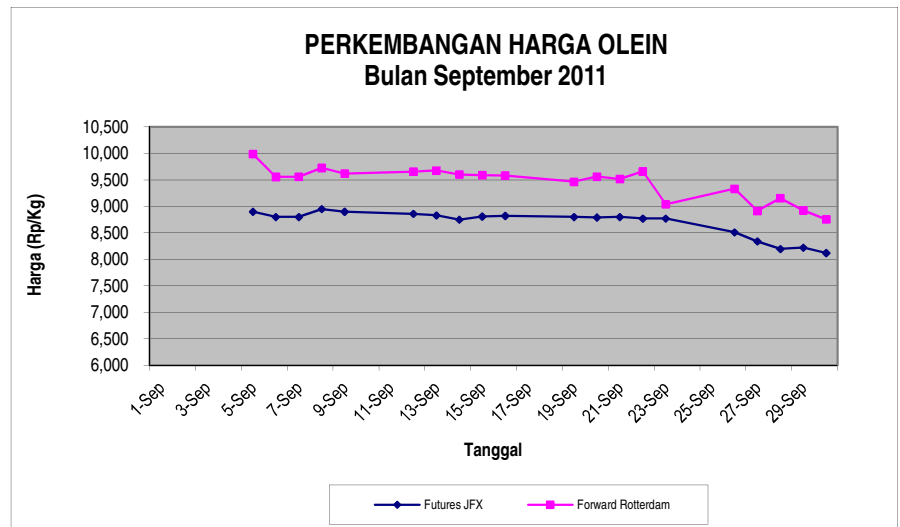
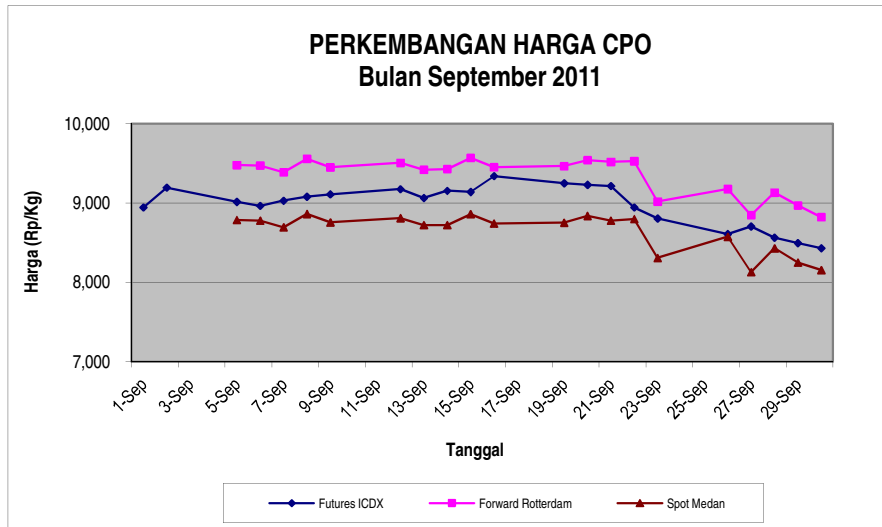
NO.	KOMODITAS	PASAR	BULAN PENYERAHAN																					Rata2 bulan ini	Rata2 bulan lalu	Perubahan	
				5	6	7	8	9	12	13	14	15	16	19	20	21	22	23	26	27	28	29	30				
1.	Minyak Kelapa Sawit	Rotterdam (US\$/Ton)	Sep'11	1,110.0	1,105.0	1,095.0	1,115.0	1,102.5	1,105.0	-	1,080.0	1,092.5	-	-	-	1,072.5	1,060.0	-	-	-	-	-	-	1,093.8	1,075.31	18.44	
			Ok't'11/Des'11	1,100.0	1,090.0	1,080.0	1,100.0	1,090.0	1,097.5	1,092.5	1,072.5	1,080.0	-	-	1,065.0	1,070.0	1,057.5	1,032.5	-	-	-	-	-	-	1,079.0	1,079.06	(0.02)
			Jan'12/Mar'12	1,095.0	1,090.0	1,080.0	1,095.0	1,090.0	1,095.0	1,090.0	1,070.0	1,077.5	1,077.5	1,075.0	1,062.5	1,065.0	1,060.0	1,032.5	1,022.5	992.5	1,017.5	1,005.0	1,000.0	1,059.6	1,081.67	(22.04)	
		Medan (Rp/Kg)	SPOT	8,787	8,779	8,695	8,862	8,756	8,810	8,722	8,722	8,860	8,742	8,753	8,838	8,779	8,799	8,309	8,575	8,129	8,430	8,250	8,155	8,637.6	8,508.5	129.07	
2.	Olein	Rotterdam (US\$/Ton)	Ok't'11	-	-	1,115.0	1,135.0	1,122.5	1,122.5	1,122.5	1,100.0	1,095.0	1,092.5	-	-	1,072.5	1,075.0	-	1,040.0	-	-	-	-	1,099.3	-	-	
			Nov'11/Des'11	-	-	1,095.0	1,112.5	1,107.5	1,105.0	1,102.5	1,082.5	1,085.0	1,082.5	-	1,065.0	1,070.0	1,070.0	1,035.0	1,027.5	1,000.0	1,020.0	1,000.0	992.5	1,061.9	-	-	
			Jan'12/Mar'12	1,097.5	1,090.0	1,080.0	1,100.0	1,095.0	1,092.5	1,087.5	1,077.5	1,077.5	1,075.0	1,075.0	1,075.0	1,057.5	1,065.0	1,065.0	1,035.0	1,020.0	990.0	1,012.5	995.0	985.0	1,058.8	1,083.27	(25.35)
		Jakarta (Rp/Kg)	SPOT	8,525.0	8,900.0	8,800.0	8,800.0	8,950.0	8,900.0	8,860.0	8,830.0	8,750.0	8,810.0	8,820.0	8,800.0	8,790.0	8,800.0	8,770.0	8,770.0	8,510.0	8,340.0	8,195.0	8,220.0	8,707.0	8,478.42	228.58	
3.	Minyak Kelapa	Rotterdam (US\$/Ton)	Sep'11/Ok't'11	1,380.0	1,390.0	1,360.0	1,370.0	1,370.0	1,390.0	1,390.0	1,365.0	1,365.0	1,345.0	1,345.0	1,335.0	1,305.0	1,255.0	1,210.0	1,200.0	-	-	-	1,200.0	1,327.9	1,442.4	(114.50)	
			Ok't'11/Nov'11	1,375.0	1,380.0	1,355.0	1,360.0	1,365.0	-	1,380.0	1,355.0	1,355.0	1,340.0	1,330.0	1,325.0	1,300.0	1,255.0	1,205.0	1,195.0	1,150.0	1,160.0	1,160.0	1,200.0	1,291.8	1,378.33	(86.49)	
			Nov'11/Des'11	-	1,370.0	1,350.0	1,355.0	1,360.0	-	-	-	1,355.0	1,330.0	1,330.0	1,320.0	1,300.0	1,255.0	1,200.0	1,190.0	1,150.0	1,160.0	1,160.0	-	1,279.0	-	-	-
		Bitung (Rp/Kg)	SPOT	12,117	11,646	11,388	11,470	11,470	11,991	11,887	11,997	11,677	11,518	11,561	11,700	11,294	10,909	10,278	10,470	9,950	10,107	10,051	10,292	11,188.7	12,411.2	(1,222.51)	
4.	Kakao	New York (US\$/Ton)	Des'11	3,098	3,098	2,988	2,954	2,911	2,873	2,887	2,865	2,810	2,791	2,792	2,716	2,730	2,727	2,680	2,634	2,678	2,721	2,664	2,694	2,815.6	2,986.7	(171.19)	
			Mar'12	3,125	3,125	3,020	2,991	2,950	2,924	2,904	2,906	2,853	2,835	2,837	2,762	2,774	2,770	2,725	2,678	2,713	2,758	2,703	2,733	2,854.3	3,031.7	(177.39)	
			Mei'12	3,127	3,127	3,025	2,998	2,958	2,924	2,918	2,920	2,867	2,849	2,850	2,777	2,784	2,781	2,740	2,691	2,728	2,773	2,718	2,747	2,865.1	3,096.00	(230.90)	
		Makassar (Rp/Kg)	SPOT	20,820	20,903	20,056	19,787	19,455	19,234	19,199	19,455	19,086	18,964	19,043	18,808	18,700	18,909	18,012	18,135	18,367	18,838	18,275	18,304	19,117.5	19,750.7	(633.24)	

Sambungan / Continued

September / September 2011

NO.	KOMODITAS	PASAR	BULAN PENYERAHAN																					Rata2 bulan ini	Rata2 bulan lalu	Perubahan
				5	6	7	8	9	12	13	14	15	16	19	20	21	22	23	26	27	28	29	30			
5.	Kopi Arabika	New York (Sen US\$/Lbs)	Sep'11	289.20	289.20	282.40	285.80	285.40	271.25	273.70	272.85	268.35	263.35	263.00	262.80	260.20	-	-	-	-	-	-	274.4	249.8	24.66	
			Des'11	288.1	288.1	280.9	284.5	284.1	270.0	271.0	270.3	265.7	260.6	260.4	262.1	263.2	252.0	239.3	231.5	236.0	240.6	233.5	231.2	260.6	253.1	7.50
			Mar'12	290.6	290.6	283.8	287.4	287.1	273.1	273.9	273.1	268.4	263.3	263.3	265.1	264.3	255.1	242.3	234.6	239.1	244.0	236.8	234.4	263.5	257.64	5.85
		Medan (Rp/Kg)	SPOT	47222.0	47413.0	46300.0	46843.0	46777.0	44619.0	45125.0	45556.0	44954.0	44181.0	44290.0	45150.0	44172.0	43311.0	39954.0	39728.0	40227.0	41346.0	39854.0	38993.0	43800.8	40,734.00	3,066.75
6.	Kopi Robusta	London (US\$/Ton)	Sep'11	2,241	2,154	2,133	2,135	2,189	2,128	2,147	2,101	2,050	2,012	2,073	2,095	2,104	2,025	1,992	1,917	1,923	1,956	1,955	1,964	2,064.7	2,201.5	(136.77)
			Nov'11	2,275	2,194	2,172	2,173	2,219	2,171	2,190	2,144	2,086	2,048	2,109	2,131	2,140	2,061	2,026	1,951	1,954	1,986	1,985	1,994	2,100.5	2,221.6	(121.16)
			Jan'12	2,296	2,217	2,199	2,198	2,242	2,195	2,214	2,169	2,110	2,174	2,135	2,156	2,165	2,089	2,056	1,983	1,988	2,020	2,019	2,027	2,132.6	2,249.88	(117.28)
		B. Lampung (Rp/Kg)	SPOT	15,158	14,571	14,416	14,418	14,828	14,429	14,604	14,442	14,103	13,834	14,355	14,820	14,172	14,282	13,622	13,421	13,375	13,726	13,639	13,548	14,188.2	14,854.0	(665.80)
7.	Karet	Singapore(TSR-20)	Ok1'11	467.7	462.0	463.0	465.2	464.4	464.3	460.0	462.3	461.0	462.3	467.3	462.2	460.4	459.4	449.0	438.8	412.2	428.1	415.1	416.4	459.0	461.6	(2.62)
			Nov'11	466.0	461.1	461.3	465.1	464.4	463.7	459.0	462.2	460.0	461.0	468.0	460.5	459.0	458.0	449.0	438.0	411.0	427.2	416.0	415.7	449.5	458.3	(8.74)
			Des'11	-	461.2	461.5	465.0	464.5	464.5	459.9	461.9	460.0	461.0	466.6	460.7	457.5	456.5	446.0	436.5	414.0	427.0	413.5	415.0	441.1	-	-
		Palembang (Rp/Kg)	SPOT	40,449	39,307	39,398	39,572	39,504	39,643	39,359	40,053	40,072	40,246	40,838	41,101	40,550	40,967	38,914	39,068	36,436	38,108	36,735	36,430	39,337.5	39,060.4	277.13
8.	Jagung	Chicago (Sen US\$/Bushel)	Sep'11	728.75	750.25	746.75	736.5	723.25	726.00	734.25	709.25	-	-	-	-	-	-	-	-	-	-	-	-	726.0	707.2	18.80
			Des'11	738.5	760.00	755.75	748.00	734.00	736.5	745.5	723.00	724.25	701.00	705.5	692.25	690.25	685.75	650.00	638.5	648.00	652.25	630.75	632.5	709.1	712.9	(3.75)
			Mar'12	750.75	772.25	768.25	760.75	746.75	749.25	758.5	736.5	738.00	714.75	713.5	705.00	703.00	698.75	663.00	652.00	661.25	665.75	644.00	645.75	684.2	725.5	(41.30)
			Mei'12	-	-	-	-	-	-	-	-	-	-	-	713.00	710.5	706.25	670.75	659.5	668.75	673.25	651.75	653.25	713.0	-	-
		B. Lampung (Rp/Kg)	SPOT	1,863	1,917	1,909	1,886	1,858	1,870	1,893	1,861	1,875	1,878	1,838	1,875	1,849	1,862	1,731	1,752	1,762	1,783	1,725	1,709	1,834.8	1,802.2	32.59
9.	Lada Putih Muntok	London (US\$/Ton)	SPOT	10,300	10,300	10,300	10,300	10,300	10,550	10,550	10,550	10,550	11,200	11,200	11,200	11,200	11,200	12,600	12,600	12,600	12,600	12,600	11,162.5	9,365.8	1,796.71	
			Sep'11	10,300	10300.00	10,300	10,300	10,300	10,400	10,400	10,400	10,400	11,100	11,100	11,100	11,100	11,100	12,500	12,500	12,500	12,500	12,500	11,075.0	-	-	
		Pangkal Pinang (Rp/Kg)	SPOT	77,420	77,731	77,740	77,712	77,712	79,946	80,124	81,136	81,408	81,529	87,004	88,746	87,701	88,806	86,307	100,036	99,363	100,036	99,475	98,331	86,413.2	70,167.1	16,246.04
10.	Lada Hitam ASTA	London (US\$/Ton)	SPOT	-	-	-	-	-	-	-	-	-	-	-	-	-	-	-	-	-	-	-	-	-	-	
			Sep'11	-	-	-	-	-	-	-	-	-	-	-	-	-	-	-	-	-	-	-	-	-	-	-
		B.Lampung (Rp/Kg)	SPOT	51,249	51,453	51,459	51,441	51,441	50,956	51,068	51,709	51,881	51,958	53,543	54,609	53,969	54,646	53,116	58,825	58,431	58,825	58,496	57,827	53,845.1	46,729.1	7,115.99

7. Grafik Perkembangan Harga Komoditi *Historical Commodity Price Charts*



8. Rekapitulasi Penyelenggaraan Pasar Lelang *Auction Market Activities Recapitulation*

September / September 2011

NO	TANGGAL	PENYELENGGARA	TRANSAKSI	KOMODITI	JUMLAH PENJUAL	JUMLAH PEMBELI
1	5 September 2011	Bali	Rp 25,970,200,000	Sapi, kelapa, kopi, kemiri, tomat, jeruk, mete, kacang tanah, rumput laut, mangga, manggis, pupuk organik, pohon, sayur-sayuran	87	24
2	13 September 2011	Bandung	Rp 14,145,000,000	Beras, gula pasir, cengkeh, minyak goreng, strawbery, buncis	28	14
3	20 September 2011	Manado	Rp 13,401,450,000	Jagung, kentang donata, pala, ikan, coklat, kopra, rumah panggung, cengkeh, gula merah, kedelai, salak, dodol	18	3
4	20 September 2011	Padang	Rp 959,835,000	Pinang, pala, makanan ringan, coklat, kemiri, pupuk, makanan olahan, rendang, kerajinan, manisan, emping, ikan asin	109	26
5	22 September 2011	Kendari	Rp 3,206,500,000	Kemiri, sagu, mete, kopi, rumput laut	27	5
6	23 September 2011	Pontianak	Rp 2,626,700,000	Karet, jeruk, gula merah	8	2
7	27 September 2011	Surabaya	Rp 15,531,000,000	Beras, sapi, cabe, kentang, kacang, asam, kubis/kol, jahe, kopi, makanan, kacang telor, garam	317	84
8	28 September 2011	NTB	Rp 3,329,000,000	Kopi, jagung, vanili, bawang putih, gula aren cengkeh, apel, bawang merah, kacang merah	11	4
9	28 September 2011	Samarinda	Rp 941,525,000	Lada, kerajinan tangan, kerajinan meubel, sarung samarinda, gula merah	14	6
10	28 September 2011	Yogyakarta	Rp 24,954,000,000	Beras, pinang raja muda, sapi, kentang, pinang belah, cabe, kacang hijau, obat herbal, empon-empon, jambu, pepaya, bawang merah, kacang-kacangan, the telur	43	18
11	28 September 2011	Semarang	Rp 30,740,510,035	Beras, gula pasir, cabe, jagung, kentang, kacang mete, kedelai, minyak goreng, jambu, mangga, tepung sagu, gula kelapa, kacang hijau, kapulaga, manisan, kunyit	37	1
TOTAL TRANSAKSI			Rp 135,805,720,035			