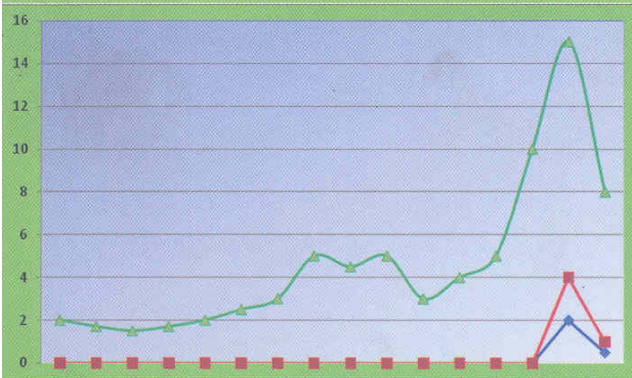


KEMENTERIAN PERDAGANGAN
REPUBLIK INDONESIA

STATISTIK

PERDAGANGAN BERJANGKA DI INDONESIA

(FUTURES TRADING STATISTICS IN INDONESIA)



VOL. 1

2011

Januari - Maret
January - March

BADAN PENGAWAS PERDAGANGAN BERJANGKA KOMODITI

Commodity Futures Trading Regulatory Agency

KEMENTERIAN PERDAGANGAN

The Ministry of Trade

1. Ikhtisar Pasar

Overview of The Market

Kontrak (Contract) / bulan (Month)	Olein (OLE) Bursa Berjangka Jakarta (BBJ)			Olein (OLE10) Bursa Berjangka Jakarta (BBJ)			Crude Palm Oil (CPOTR) Bursa Komoditi dan Derivatif Indonesia (BKDI)		
	Des '10	Jan '11	Perubahan / Change	Des '10	Jan '11	Perubahan / Change	Des '10	Jan '11	Perubahan / Change
Uraian (Items)									
Hari perdagangan (hari) <i>Trading Days (days)</i>	21	21	0	-	21	21	-	21	21
Jumlah Transaksi (kali) <i>Frequency (times)</i>	112	162	50	-	-	0	-	11.333	11.333
Volume Transaksi (lot) <i>Volume (lots)</i>	278	414	136	-	-	0	-	42.734	42.734
Rata-rata Volume Harian (lot) <i>Daily Volume Average (lots)</i>	21	24	3	-	-	0	-	2.035	2.035
Volume Tertinggi (lot) <i>High Volume (lots)</i>	(13) 52	(25) 48	-4	-	-	0	-	(14) 2,393	2.393
Volume Terendah (lot) <i>Low Volume (lots)</i>	(27) 2	(20) 4	2	-	-	0	-	(20) 1,017	1.017
Harga tertinggi (Rp) <i>High Prices (Rp)</i>	(13) 9,980	(5) 10,380	400	-	-	0	-	-	0
Harga terendah (Rp) <i>Low Prices (Rp)</i>	(3) 9,700	(12) 10,100	400	-	-	0	-	-	0
Rata-rata harga harian (Rp) <i>Daily Price Average (Rp)</i>	9.894	10.236	342	-	10.236	10.236	-	11.064	11.064

Kontrak (Contract) / bulan (Month)	Emas / Gold (GOL) Bursa Berjangka Jakarta (BBJ)			Emas / Gold (GOL250) Bursa Berjangka Jakarta (BBJ)			Emas/Gold (GOLDGR) Bursa Komoditi dan Derivatif Indonesia (BKDI)		
	Des '10	Jan '11	Perubahan / Change	Des '10	Jan '11	Perubahan / Change	Des '10	Jan '11	Perubahan / Change
Uraian (Items)									
Hari perdagangan (hari) <i>Trading Days (days)</i>	21	21	0	-	21	21	-	21	21
Jumlah Transaksi (kali) <i>Frequency (times)</i>	181	172	-9	-	581	581	-	235	235
Volume Transaksi (lot) <i>Volume (lots)</i>	333	336	3	-	1.427	1.427	-	780	780
Rata-rata Volume Harian (lot) <i>Daily Volume Average (lots)</i>	16	16	0	-	75	75	-	35	35
Volume Tertinggi (lot) <i>High Volume (lots)</i>	(21) 46	(25) 75	29	-	(24) 168	168	-	(28) 125	125
Volume Terendah (lot) <i>Low Volume (lots)</i>	(28) 5	(26) 4	-1	-	(17) 14	14	-	(1) 2	2
Harga tertinggi (Rp) <i>High Prices (Rp)</i>	(6) 407,000	(4) 408,200	1.200	-	(4) 408,500	408.500	-	(4) 411,000	411.000
Harga terendah (Rp) <i>Low Prices (Rp)</i>	(17) 399,750	(26) 390,500	-9.250	-	(24) 395,750	395.750	-	(4) 411,000	411.000
Rata-rata harga harian (Rp) <i>Daily Price Average (Rp)</i>	402.522	400.442	-2.080	-	400.442	400.442	-	401.714	401.714

Kontrak (Contract) / bulan (Month)	Gulir Emas / Rolling Gold (KGE) Bursa Berjangka Jakarta (BBJ)			Gulir Emas / Rolling Gold (KGEUSD) Bursa Berjangka Jakarta (BBJ)			Gulir Indeks Emas / Rolling Gold Index (KIE) Bursa Berjangka Jakarta (BBJ)		
	Des '10	Jan '11	Perubahan / Change	Des '10	Jan '11	Perubahan / Change	Des '10	Jan '11	Perubahan / Change
Uraian (Items)									
Hari perdagangan (hari) <i>Trading Days (days)</i>	21	21	0	21	21	0	21	21	0
Jumlah Transaksi (kali) <i>Frequency (times)</i>	-	-	0	163	163	0	126	107	-19
Volume Transaksi (lot) <i>Volume (lots)</i>	-	-	0	910	910	0	809	863	54
Rata-rata Volume Harian (lot) <i>Daily Volume Average (lots)</i>	-	-	0	114	70	-44	81	66	-15
Volume Tertinggi (lot) <i>High Volume (lots)</i>	-	-	0	(21) 300	(28) 200	-100	(30) 230	(25) 204	-26
Volume Terendah (lot) <i>Low Volume (lots)</i>	-	-	0	(28) 30	(31) 30	0	(1) 1	(3) 1	0
Harga tertinggi (Rp) <i>High Prices (Rp)</i>	-	-	0	(14) 1,404.50	(12) 1,385	-19,5	(21) 9,150	(28) 9,160	10
Harga terendah (Rp) <i>Low Prices (Rp)</i>	-	-	0	(16) 1,364.80	(28) 1,312.2	-53	(30) 8,950	(25) 8,980	30
Rata-rata harga harian (Rp) <i>Daily Price Average (Rp)</i>	403.812	395.954	-7.858	1.391,96	1.360,99	-30,97	9.023	9.035	12

2. Harga Bulanan / Monthly Prices

Olein (OLE) Bursa Berjangka Jakarta (BBJ)

Januari / January '11

Bulan Penyerahan /Delivery Months	Jan.'11 (Rp/Kg)	Feb.'11 (Rp/Kg)	Mar.'11 (Rp/Kg)	Apr.'11 (Rp/Kg)	Mei '11 (Rp/Kg)	Juni '11 (Rp/Kg)	Juli '11 (Rp/Kg)
Pembukaan <i>Open</i>	10.150	10.200	-	9.910	-	-	-
Tertinggi <i>High</i>	10.380	10.265	-	10.100	-	-	-
Terendah <i>Low</i>	10.100	10.000	-	9.890	-	-	-
Penutupan <i>Settlement</i>	10.000	10.070	10.055	9.995	9.865	9.740	9.630

Olein (OLE 10) Bursa Berjangka Jakarta (BBJ)

Januari / January '11

Bulan Penyerahan /Delivery Months	Jan.'11 (Rp/Kg)	Feb.'11 (Rp/Kg)	Mar.'11 (Rp/Kg)	Apr.'11 (Rp/Kg)	Mei '11 (Rp/Kg)	Juni '11 (Rp/Kg)	Juli '11 (Rp/Kg)
Pembukaan <i>Open</i>	-	-	-	-	-	-	-
Tertinggi <i>High</i>	-	-	-	-	-	-	-
Terendah <i>Low</i>	-	-	-	-	-	-	-
Penutupan <i>Settlement</i>	10.000	10.070	10.055	9.995	9.865	9.740	9.630

Crude Palm Oil (CPOTR)
Bursa Komoditi dan Derivatif Indonesia (BKDI)

Januari / January '11

Bulan Penyerahan / Delivery Months Uraian / Items	Jan.'11 (Rp/Kg)	Feb.'11 (Rp/Kg)	Mar.'11 (Rp/Kg)	Apr.'11 (Rp/Kg)	Mei '11 (Rp/Kg)	Juni '11 (Rp/Kg)	Juli '11 (Rp/Kg)	Agus.'11 (Rp/Kg)	Sept.'11 (Rp/Kg)	Okt.'11 (Rp/Kg)	Nop.'11 (Rp/Kg)	Des.'11 (Rp/Kg)
Pembukaan <i>Open</i>	-	11.145	11.110	10.935	11.155	-	-	-	-	-	-	-
Tertinggi <i>High</i>	-	11.480	11.330	11.245	11.190	-	-	-	-	-	-	-
Terendah <i>Low</i>	-	10.775	10.205	10.540	10.420	-	-	-	-	-	-	-
Penutupan <i>Settlement</i>	10.860	11.405	11.305	11.100	11.055	11.055	11.055	11.055	11.055	11.055	11.055	11.055

Emas / Gold (GOL)
Bursa Berjangka Jakarta (BBJ)

Januari / January '11

Bulan Penyerahan / Delivery Months Uraian / Items	Jan.'11 (Rp/gr)	Feb.'11 (Rp/gr)	Mar.'11 (Rp/gr)	Apr.'11 (Rp/gr)
Pembukaan <i>Open</i>	408.000	409.000	410.000	394.000
Tertinggi <i>High</i>	408.200	409.000	410.000	394.000
Terendah <i>Low</i>	390.500	384.500	385.500	386.500
Penutupan <i>Settlement</i>	390.500	390.250	391.250	392.250

Emas / Gold (GOL250)
Bursa Berjangka Jakarta (BBJ)

Januari / January '11

Bulan Penyerahan / Delivery Months Uraian / Items	Jan.'11 (Rp/gr)	Feb.'11 (Rp/gr)	Mar.'11 (Rp/gr)	Apr.'11 (Rp/gr)
Pembukaan <i>Open</i>	406.000	410.000	409.000	392.000
Tertinggi <i>High</i>	408.500	410.000	409.000	392.000
Terendah <i>Low</i>	395.750	384.000	385.000	384.200
Penutupan <i>Settlement</i>	390.500	390.250	391.250	392.250

Emas / Gold (GOLDGR)

Bursa Komoditi dan Derivatif Indonesia (BKDI)

Januari / January '11

Bulan Penyerahan /Delivery Months Uraian / Items	Jan.'11 (Rp/gr)	Feb.'11 (Rp/gr)	Mar.'11 (Rp/gr)	Apr.'11 (Rp/gr)	Mei '11 (Rp/gr)	Juni '11 (Rp/gr)	Juli '11 (Rp/gr)	Agus.'11 (Rp/gr)	Sept.'11 (Rp/gr)	Okt.'11 (Rp/gr)	Nop.'11 (Rp/gr)	Des.'11 (Rp/gr)
Pembukaan Open	411.000	414.300	415.000	414.400	406.000	415.200	407.500	407.400	-	-	-	-
Tertinggi High	411.000	414.300	415.700	414.400	406.000	415.500	407.800	407.600	-	-	-	-
Terendah Low	411.000	391.000	382.900	386.700	386.800	386.700	389.500	404.100	-	-	-	-
Penutupan Settlement	398.800	399.100	395.600	394.100	393.900	388.500	390.200	390.200	390.200	390.200	390.200	390.200

Gulir Emas / Rolling Gold (KGE)

Bursa Berjangka Jakarta (BBJ)

Bulan / Month Uraian / Items	Jan.'11 (Rp/gr)
Pembukaan Open	-
Tertinggi High	-
Terendah Low	-
Penutupan Settlement	388.126

Gulir Emas / Rolling Gold (KGEUSD)

Bursa Berjangka Jakarta (BBJ)

Bulan / Month Uraian / Items	Jan.'11 (Rp/gr)
Pembukaan Open	1.372,50
Tertinggi High	1.385,00
Terendah Low	1.312,20
Penutupan Settlement	1.332,70

Gulir Indeks Emas / Rolling Gold Index (KIE)

Bursa Berjangka Jakarta (BBJ)

Bulan / Month Uraian / Items	Jan.'11 (Rp/gr)
Pembukaan Open	9.000
Tertinggi High	9.160
Terendah Low	8.980
Penutupan Settlement	9.048

3. Harga Harian / Daily Prices

Olein (OLE)

Bursa Berjangka Jakarta (BBJ)

Januari / January '11

Tanggal / Date	Januari / January '11				Februari / February '11				Maret / March '11				April / April '11			
	Pembukaan Open (Rp/Kg)	Tertinggi High (Rp/Kg)	Terendah Low (Rp/Kg)	Penutupan Settlement (Rp/Kg)	Pembukaan Open (Rp/Kg)	Tertinggi High (Rp/Kg)	Terendah Low (Rp/Kg)	Penutupan Settlement (Rp/Kg)	Pembukaan Open (Rp/Kg)	Tertinggi High (Rp/Kg)	Terendah Low (Rp/Kg)	Penutupan Settlement (Rp/Kg)	Pembukaan Open (Rp/Kg)	Tertinggi High (Rp/Kg)	Terendah Low (Rp/Kg)	Penutupan Settlement (Rp/Kg)
03-Jan-11	10.150	10.230	10.150	10.310	-	-	-	10.255	-	-	-	10.205	-	-	-	10.155
04-Jan-11	10.270	10.345	10.270	10.360	-	-	-	10.370	-	-	-	10.320	-	-	-	10.260
05-Jan-11	10.300	10.380	10.300	10.360	-	-	-	10.365	-	-	-	10.305	-	-	-	10.230
06-Jan-11	-	-	-	10.345	-	-	-	10.380	-	-	-	10.315	-	-	-	10.230
07-Jan-11	10.250	10.340	10.250	10.310	-	-	-	10.255	-	-	-	10.150	-	-	-	10.065
10-Jan-11	-	-	-	10.260	-	-	-	10.250	-	-	-	10.140	-	-	-	10.320
11-Jan-11	10.200	10.260	10.200	10.150	-	-	-	10.110	-	-	-	10.050	-	-	-	9.970
12-Jan-11	10.100	10.190	10.100	10.240	-	-	-	10.230	-	-	-	10.150	-	-	-	10.045
13-Jan-11	10.200	10.235	10.200	10.160	10.200	10.265	10.200	10.265	-	-	-	10.200	-	-	-	10.090
14-Jan-11	-	-	-	10.105	-	-	-	10.025	-	-	-	9.990	-	-	-	9.880
17-Jan-11	-	-	-	10.000	10.000	10.080	10.000	10.070	-	-	-	9.935	-	-	-	9.775
18-Jan-11	-	-	-	-	10.000	10.100	10.000	10.000	-	-	-	9.960	9.910	9.910	9.890	9.900
19-Jan-11	-	-	-	-	-	-	-	10.010	-	-	-	9.880	9.980	9.980	9.925	9.975
20-Jan-11	-	-	-	-	-	-	-	10.030	-	-	-	10.000	9.950	10.000	9.925	9.980
21-Jan-11	-	-	-	-	10.000	10.080	10.000	10.030	-	-	-	9.995	9.980	10.050	9.930	10.030
24-Jan-11	-	-	-	-	-	-	-	10.230	-	-	-	10.200	10.000	10.080	9.950	10.080
25-Jan-11	-	-	-	-	10.100	10.220	10.100	10.185	-	-	-	10.130	10.050	10.100	10.030	10.080
26-Jan-11	-	-	-	-	-	-	-	10.140	-	-	-	10.065	-	-	-	9.930
27-Jan-11	-	-	-	-	-	-	-	10.050	-	-	-	9.985	10.080	10.080	10.025	10.050
28-Jan-11	-	-	-	-	-	-	-	9.970	-	-	-	9.910	10.045	10.055	10.035	10.045
31-Jan-11	-	-	-	-	-	-	-	10.070	-	-	-	10.055	10.050	10.055	9.995	9.995
Tertinggi High		(5) 10.380				(13) 10.265					-			(25) 10.100		
Terendah Low		(12) 10.100				(21) 10.000					-			(18) 9.890		
Rata-Rata Average		10.236				10.157					10.092			10.052		

Sambungan / Continued

Januari / January '11

Tanggal / Date	Mei / May '11				Juni / June '11				Juli / July '11			
	Pembukaan Open (Rp/Kg)	Tertinggi High (Rp/Kg)	Terendah Low (Rp/Kg)	Penutupan Settlement (Rp/Kg)	Pembukaan Open (Rp/Kg)	Tertinggi High (Rp/Kg)	Terendah Low (Rp/Kg)	Penutupan Settlement (Rp/Kg)	Pembukaan Open (Rp/Kg)	Tertinggi High (Rp/Kg)	Terendah Low (Rp/Kg)	Penutupan Settlement (Rp/Kg)
03-Jan-11	-	-	-	10.090	-	-	-	10.090	-	-	-	-
04-Jan-11	-	-	-	10.205	-	-	-	10.145	-	-	-	-
05-Jan-11	-	-	-	10.165	-	-	-	10.060	-	-	-	-
06-Jan-11	-	-	-	10.140	-	-	-	10.050	-	-	-	-
07-Jan-11	-	-	-	9.985	-	-	-	9.905	-	-	-	-
10-Jan-11	-	-	-	9.935	-	-	-	9.845	-	-	-	-
11-Jan-11	-	-	-	9.875	-	-	-	9.795	-	-	-	-
12-Jan-11	-	-	-	9.950	-	-	-	9.870	-	-	-	-
13-Jan-11	-	-	-	9.965	-	-	-	9.845	-	-	-	-
14-Jan-11	-	-	-	9.765	-	-	-	9.655	-	-	-	-
17-Jan-11	-	-	-	9.640	-	-	-	9.560	-	-	-	-
18-Jan-11	-	-	-	9.745	-	-	-	9.605	-	-	-	9.490
19-Jan-11	-	-	-	9.850	-	-	-	9.720	-	-	-	9.690
20-Jan-11	-	-	-	9.835	-	-	-	9.585	-	-	-	9.560
21-Jan-11	-	-	-	9.880	-	-	-	9.765	-	-	-	9.660
24-Jan-11	-	-	-	9.925	-	-	-	9.775	-	-	-	9.650
25-Jan-11	-	-	-	9.905	-	-	-	9.765	-	-	-	9.630
26-Jan-11	-	-	-	9.780	-	-	-	9.615	-	-	-	9.450
27-Jan-11	-	-	-	9.915	-	-	-	9.775	-	-	-	9.640
28-Jan-11	-	-	-	9.910	-	-	-	9.775	-	-	-	9.635
31-Jan-11	-	-	-	9.865	-	-	-	9.740	-	-	-	9.630
Tertinggi High		-				-				-		
Terendah Low		-				-				-		
Rata-Rata Average		9.920				9.807				9.604		

Olein (OLE10)
Bursa Berjangka Jakarta (BBJ)

Januari / January '11

Tanggal / Date	Bulan Penyerahan / Delivery Months	Januari / January '11				Pebruari / February '11				Maret / March '11				April / April '11			
		Pembukaan Open (Rp/Kg)	Tertinggi High (Rp/Kg)	Terendah Low (Rp/Kg)	Penutupan Settlement (Rp/Kg)	Pembukaan Open (Rp/Kg)	Tertinggi High (Rp/Kg)	Terendah Low (Rp/Kg)	Penutupan Settlement (Rp/Kg)	Pembukaan Open (Rp/Kg)	Tertinggi High (Rp/Kg)	Terendah Low (Rp/Kg)	Penutupan Settlement (Rp/Kg)	Pembukaan Open (Rp/Kg)	Tertinggi High (Rp/Kg)	Terendah Low (Rp/Kg)	Penutupan Settlement (Rp/Kg)
03-Jan-11		-	-	-	10.310	-	-	-	10.255	-	-	-	10.205	-	-	-	10.155
04-Jan-11		-	-	-	10.360	-	-	-	10.370	-	-	-	10.320	-	-	-	10.260
05-Jan-11		-	-	-	10.360	-	-	-	10.365	-	-	-	10.305	-	-	-	10.230
06-Jan-11		-	-	-	10.345	-	-	-	10.380	-	-	-	10.315	-	-	-	10.230
07-Jan-11		-	-	-	10.310	-	-	-	10.255	-	-	-	10.150	-	-	-	10.065
10-Jan-11		-	-	-	10.260	-	-	-	10.250	-	-	-	10.140	-	-	-	10.320
11-Jan-11		-	-	-	10.150	-	-	-	10.110	-	-	-	10.050	-	-	-	9.970
12-Jan-11		-	-	-	10.240	-	-	-	10.230	-	-	-	10.150	-	-	-	10.045
13-Jan-11		-	-	-	10.160	-	-	-	10.265	-	-	-	10.200	-	-	-	10.090
14-Jan-11		-	-	-	10.105	-	-	-	10.025	-	-	-	9.990	-	-	-	9.880
17-Jan-11		-	-	-	10.000	-	-	-	10.070	-	-	-	9.935	-	-	-	9.775
18-Jan-11		-	-	-	-	-	-	-	10.000	-	-	-	9.960	-	-	-	9.900
19-Jan-11		-	-	-	-	-	-	-	10.010	-	-	-	9.880	-	-	-	9.975
20-Jan-11		-	-	-	-	-	-	-	10.030	-	-	-	10.000	-	-	-	9.980
21-Jan-11		-	-	-	-	-	-	-	10.030	-	-	-	9.995	-	-	-	10.030
24-Jan-11		-	-	-	-	-	-	-	10.230	-	-	-	10.200	-	-	-	10.080
25-Jan-11		-	-	-	-	-	-	-	10.185	-	-	-	10.130	-	-	-	10.080
26-Jan-11		-	-	-	-	-	-	-	10.140	-	-	-	10.065	-	-	-	9.930
27-Jan-11		-	-	-	-	-	-	-	10.050	-	-	-	9.985	-	-	-	10.050
28-Jan-11		-	-	-	-	-	-	-	9.970	-	-	-	9.910	-	-	-	10.045
31-Jan-11		-	-	-	-	-	-	-	10.070	-	-	-	10.055	-	-	-	9.995
Tertinggi High		-	-	-	-	-	-	-	-	-	-	-	-	-	-	-	-
Terendah Low		-	-	-	-	-	-	-	-	-	-	-	-	-	-	-	-
Rata-Rata Average			10.236				10.157				10.092			10.052			

Sambungan / Continued

Januari / January '11

Tanggal / Date	Bulan Penyerahan / Delivery Months	Mei / May '11				Juni / June '11				Juli / July '11			
		Pembukaan Open (Rp/Kg)	Tertinggi High (Rp/Kg)	Terendah Low (Rp/Kg)	Penutupan Settlement (Rp/Kg)	Pembukaan Open (Rp/Kg)	Tertinggi High (Rp/Kg)	Terendah Low (Rp/Kg)	Penutupan Settlement (Rp/Kg)	Pembukaan Open (Rp/Kg)	Tertinggi High (Rp/Kg)	Terendah Low (Rp/Kg)	Penutupan Settlement (Rp/Kg)
03-Jan-11		-	-	-	10.090	-	-	-	10.090	-	-	-	-
04-Jan-11		-	-	-	10.205	-	-	-	10.145	-	-	-	-
05-Jan-11		-	-	-	10.165	-	-	-	10.080	-	-	-	-
06-Jan-11		-	-	-	10.140	-	-	-	10.050	-	-	-	-
07-Jan-11		-	-	-	9.985	-	-	-	9.905	-	-	-	-
10-Jan-11		-	-	-	9.935	-	-	-	9.845	-	-	-	-
11-Jan-11		-	-	-	9.875	-	-	-	9.795	-	-	-	-
12-Jan-11		-	-	-	9.950	-	-	-	9.870	-	-	-	-
13-Jan-11		-	-	-	9.965	-	-	-	9.845	-	-	-	-
14-Jan-11		-	-	-	9.765	-	-	-	9.655	-	-	-	-
17-Jan-11		-	-	-	9.640	-	-	-	9.560	-	-	-	-
18-Jan-11		-	-	-	9.745	-	-	-	9.605	-	-	-	9.490
19-Jan-11		-	-	-	9.850	-	-	-	9.720	-	-	-	9.690
20-Jan-11		-	-	-	9.835	-	-	-	9.585	-	-	-	9.560
21-Jan-11		-	-	-	9.880	-	-	-	9.765	-	-	-	9.660
24-Jan-11		-	-	-	9.925	-	-	-	9.775	-	-	-	9.650
25-Jan-11		-	-	-	9.905	-	-	-	9.765	-	-	-	9.630
26-Jan-11		-	-	-	9.780	-	-	-	9.615	-	-	-	9.450
27-Jan-11		-	-	-	9.915	-	-	-	9.775	-	-	-	9.640
28-Jan-11		-	-	-	9.910	-	-	-	9.775	-	-	-	9.635
31-Jan-11		-	-	-	9.865	-	-	-	9.740	-	-	-	9.630
Tertinggi High		-	-	-	-	-	-	-	-	-	-	-	-
Terendah Low		-	-	-	-	-	-	-	-	-	-	-	-
Rata-Rata Average			9.920				9.807				9.604		

Crude Palm Oil (CPOTR)
Bursa Komoditi dan Derivatif Indonesia (BKDI)

Januari / January '11

Tanggal / Date	Bulan Penyerahan / Delivery Months	Januari / January '11				Pebruari / February '11				Maret / March '11			
		Pembukaan Open (Rp/Kg)	Tertinggi High (Rp/Kg)	Terendah Low (Rp/Kg)	Penutupan Settlement (Rp/Kg)	Pembukaan Open (Rp/Kg)	Tertinggi High (Rp/Kg)	Terendah Low (Rp/Kg)	Penutupan Settlement (Rp/Kg)	Pembukaan Open (Rp/Kg)	Tertinggi High (Rp/Kg)	Terendah Low (Rp/Kg)	Penutupan Settlement (Rp/Kg)
03-Jan-11		-	-	-	11.285	11.145	11.245	11.120	11.315	11.110	11.150	11.055	11.265
04-Jan-11		-	-	-	11.230	11.360	11.405	11.140	11.360	11.075	11.320	11.055	11.300
05-Jan-11		-	-	-	11.120	11.175	11.240	11.070	11.230	11.090	11.170	10.980	11.200
06-Jan-11		-	-	-	11.220	11.310	11.430	11.310	11.410	10.275	11.300	10.205	11.305
07-Jan-11		-	-	-	11.105	11.480	11.480	11.060	11.140	11.140	11.145	10.925	11.065
10-Jan-11		-	-	-	11.135	11.120	11.260	11.030	11.140	10.975	11.030	10.840	11.055
11-Jan-11		-	-	-	10.985	11.120	11.130	10.915	11.035	10.985	11.010	10.830	10.960
12-Jan-11		-	-	-	10.785	11.030	11.030	10.775	10.880	10.940	10.940	10.650	10.785
13-Jan-11		-	-	-	10.910	10.900	10.900	10.900	11.025	10.895	10.905	10.725	10.955
14-Jan-11		-	-	-	10.860	10.865	10.870	10.865	10.970	10.790	10.920	10.770	10.925
17-Jan-11		-	-	-	-	-	-	-	11.110	10.880	10.910	10.785	10.965
18-Jan-11		-	-	-	-	-	-	-	11.070	10.765	10.925	10.755	10.980
19-Jan-11		-	-	-	-	-	-	-	11.185	10.995	11.040	10.955	11.105
20-Jan-11		-	-	-	-	-	-	-	11.170	10.985	11.125	10.985	11.035
21-Jan-11		-	-	-	-	-	-	-	11.380	11.175	11.230	11.085	11.285
24-Jan-11		-	-	-	-	-	-	-	11.305	11.330	11.330	11.165	11.235
25-Jan-11		-	-	-	-	-	-	-	11.070	11.020	11.020	10.980	11.065
26-Jan-11		-	-	-	-	-	-	-	10.945	-	-	-	10.960
27-Jan-11		-	-	-	-	-	-	-	11.135	11.020	11.020	11.020	11.020
28-Jan-11		-	-	-	-	-	-	-	11.090	-	-	-	11.035
31-Jan-11		-	-	-	-	-	-	-	11.405	11.105	11.200	11.020	11.305
Tertinggi High			-			(7)	11.480			(24)	11.330		
Terendah Low			-			(12)	10.775			(6)	10.205		
Rata-Rata Average			11.064				11.160				11.086		

Sambungan / Continued

Januari / January '11

Tanggal / Date	Bulan Penyerahan / Delivery Months	April / April '11				Mei / May '11				Juni / June '11			
		Pembukaan Open (Rp/Kg)	Tertinggi High (Rp/Kg)	Terendah Low (Rp/Kg)	Penutupan Settlement (Rp/Kg)	Pembukaan Open (Rp/Kg)	Tertinggi High (Rp/Kg)	Terendah Low (Rp/Kg)	Penutupan Settlement (Rp/Kg)	Pembukaan Open (Rp/Kg)	Tertinggi High (Rp/Kg)	Terendah Low (Rp/Kg)	Penutupan Settlement (Rp/Kg)
03-Jan-11		-	-	-	11.160	-	-	-	11.160	-	-	-	11.160
04-Jan-11		-	-	-	11.270	-	-	-	11.270	-	-	-	11.160
05-Jan-11		10.935	10.935	10.935	11.000	-	-	-	11.000	-	-	-	11.000
06-Jan-11		11.155	11.215	11.070	11.140	-	-	-	11.140	-	-	-	11.140
07-Jan-11		11.125	11.155	10.790	10.950	-	-	-	10.950	-	-	-	10.950
10-Jan-11		10.815	10.945	10.750	10.885	-	-	-	10.885	-	-	-	10.885
11-Jan-11		10.875	10.935	10.740	10.765	-	-	-	10.765	-	-	-	10.765
12-Jan-11		10.825	10.825	10.540	10.635	-	-	-	10.635	-	-	-	10.635
13-Jan-11		10.810	10.810	10.605	10.750	-	-	-	10.750	-	-	-	10.750
14-Jan-11		10.660	10.825	10.660	10.665	-	-	-	10.665	-	-	-	10.665
17-Jan-11		10.710	10.810	10.625	10.750	-	-	-	10.805	-	-	-	10.805
18-Jan-11		10.615	10.785	10.600	10.770	-	-	-	10.770	-	-	-	10.770
19-Jan-11		10.825	10.940	10.815	10.915	-	-	-	10.915	-	-	-	10.915
20-Jan-11		10.965	10.965	10.885	10.900	-	-	-	10.900	-	-	-	10.900
21-Jan-11		10.870	11.110	10.855	11.030	-	-	-	11.030	-	-	-	11.030
24-Jan-11		11.215	11.245	11.005	11.015	11.155	11.190	10.930	10.930	-	-	-	10.930
25-Jan-11		10.930	10.965	10.815	10.850	10.815	10.910	10.735	10.800	-	-	-	10.800
26-Jan-11		10.615	10.840	10.600	10.690	10.420	10.705	10.420	10.665	-	-	-	10.665
27-Jan-11		10.835	10.920	10.745	10.790	10.765	10.820	10.645	10.770	-	-	-	10.770
28-Jan-11		10.905	10.950	10.785	10.860	11.115	11.115	10.715	10.770	-	-	-	10.770
31-Jan-11		10.955	11.100	10.955	11.100	10.885	11.055	10.875	11.055	-	-	-	11.055
Tertinggi High			(24)	11.245			(24)	11.190			-		
Terendah Low			(12)	10.540			(26)	10.420			-		
Rata-Rata Average			10.900				10.887				10.882		

Sambungan / Continued

Tanggal / Date	Bulan Penyerahan / Delivery Months	Juli / July '11				Agustus / August '11				September / September '11			
		Pembukaan Open (Rp/Kg)	Tertinggi High (Rp/Kg)	Terendah Low (Rp/Kg)	Penutupan Settlement (Rp/Kg)	Pembukaan Open (Rp/Kg)	Tertinggi High (Rp/Kg)	Terendah Low (Rp/Kg)	Penutupan Settlement (Rp/Kg)	Pembukaan Open (Rp/Kg)	Tertinggi High (Rp/Kg)	Terendah Low (Rp/Kg)	Penutupan Settlement (Rp/Kg)
03-Jan-11		-	-	-	11.160	-	-	-	11.160	-	-	-	11.160
04-Jan-11		-	-	-	11.160	-	-	-	11.160	-	-	-	11.160
05-Jan-11		-	-	-	11.000	-	-	-	11.000	-	-	-	11.000
06-Jan-11		-	-	-	11.140	-	-	-	11.140	-	-	-	11.140
07-Jan-11		-	-	-	10.950	-	-	-	10.950	-	-	-	10.950
10-Jan-11		-	-	-	10.885	-	-	-	10.885	-	-	-	10.885
11-Jan-11		-	-	-	10.765	-	-	-	10.765	-	-	-	10.765
12-Jan-11		-	-	-	10.635	-	-	-	10.635	-	-	-	10.635
13-Jan-11		-	-	-	10.750	-	-	-	10.750	-	-	-	10.750
14-Jan-11		-	-	-	10.665	-	-	-	10.665	-	-	-	10.665
17-Jan-11		-	-	-	10.805	-	-	-	10.805	-	-	-	10.805
18-Jan-11		-	-	-	10.770	-	-	-	10.770	-	-	-	10.770
19-Jan-11		-	-	-	10.915	-	-	-	10.915	-	-	-	10.915
20-Jan-11		-	-	-	10.900	-	-	-	10.900	-	-	-	10.900
21-Jan-11		-	-	-	11.030	-	-	-	11.030	-	-	-	11.030
24-Jan-11		-	-	-	10.930	-	-	-	10.930	-	-	-	10.930
25-Jan-11		-	-	-	10.800	-	-	-	10.800	-	-	-	10.800
26-Jan-11		-	-	-	10.665	-	-	-	10.665	-	-	-	10.665
27-Jan-11		-	-	-	10.770	-	-	-	10.770	-	-	-	10.770
28-Jan-11		-	-	-	10.770	-	-	-	10.770	-	-	-	10.770
31-Jan-11		-	-	-	11.055	-	-	-	11.055	-	-	-	11.055
Tertinggi High		-	-	-	-	-	-	-	-	-	-	-	-
Terendah Low		-	-	-	-	-	-	-	-	-	-	-	-
Rata-Rata Average		-	10.882	-	-	10.882	-	-	-	10.882	-	-	-

Sambungan / Continued

Januari / January '11

Tanggal / Date	Bulan Penyerahan / Delivery Months	Oktober / October '11				Nopember / November '11				Desember / December '11			
		Pembukaan Open (Rp/Kg)	Tertinggi High (Rp/Kg)	Terendah Low (Rp/Kg)	Penutupan Settlement (Rp/Kg)	Pembukaan Open (Rp/Kg)	Tertinggi High (Rp/Kg)	Terendah Low (Rp/Kg)	Penutupan Settlement (Rp/Kg)	Pembukaan Open (Rp/Kg)	Tertinggi High (Rp/Kg)	Terendah Low (Rp/Kg)	Penutupan Settlement (Rp/Kg)
03-Jan-11		-	-	-	11.160	-	-	-	11.160	-	-	-	11.160
04-Jan-11		-	-	-	11.160	-	-	-	11.160	-	-	-	11.160
05-Jan-11		-	-	-	11.000	-	-	-	11.000	-	-	-	11.000
06-Jan-11		-	-	-	11.140	-	-	-	11.140	-	-	-	11.140
07-Jan-11		-	-	-	10.950	-	-	-	10.950	-	-	-	10.950
10-Jan-11		-	-	-	10.885	-	-	-	10.885	-	-	-	10.885
11-Jan-11		-	-	-	10.765	-	-	-	10.765	-	-	-	10.765
12-Jan-11		-	-	-	10.635	-	-	-	10.635	-	-	-	10.635
13-Jan-11		-	-	-	10.750	-	-	-	10.750	-	-	-	10.750
14-Jan-11		-	-	-	10.665	-	-	-	10.665	-	-	-	10.665
17-Jan-11		-	-	-	10.805	-	-	-	10.805	-	-	-	10.805
18-Jan-11		-	-	-	10.770	-	-	-	10.770	-	-	-	10.770
19-Jan-11		-	-	-	10.915	-	-	-	10.915	-	-	-	10.915
20-Jan-11		-	-	-	10.900	-	-	-	10.900	-	-	-	10.900
21-Jan-11		-	-	-	11.030	-	-	-	11.030	-	-	-	11.030
24-Jan-11		-	-	-	10.930	-	-	-	10.930	-	-	-	10.930
25-Jan-11		-	-	-	10.800	-	-	-	10.800	-	-	-	10.800
26-Jan-11		-	-	-	10.665	-	-	-	10.665	-	-	-	10.665
27-Jan-11		-	-	-	10.770	-	-	-	10.770	-	-	-	10.770
28-Jan-11		-	-	-	10.770	-	-	-	10.770	-	-	-	10.770
31-Jan-11		-	-	-	11.055	-	-	-	11.055	-	-	-	11.055
Tertinggi High		-	-	-	-	-	-	-	-	-	-	-	-
Terendah Low		-	-	-	-	-	-	-	-	-	-	-	-
Rata-Rata Average		-	10.882	-	-	10.882	-	-	-	10.855	-	-	-

Tanggal / Date	September / September '11				Oktober / October '11				Nopember / November '11				Desember / December '11			
	Bulan Penyerahan / Delivery Months	Pembukaan Open (Rp/gram)	Tertinggi High (Rp/gram)	Terendah Low (Rp/gram)	Penutupan Settlement (Rp/gram)	Pembukaan Open (Rp/gram)	Tertinggi High (Rp/gram)	Terendah Low (Rp/gram)	Penutupan Settlement (Rp/gram)	Pembukaan Open (Rp/gram)	Tertinggi High (Rp/gram)	Terendah Low (Rp/gram)	Penutupan Settlement (Rp/gram)	Pembukaan Open (Rp/gram)	Tertinggi High (Rp/gram)	Terendah Low (Rp/gram)
03-Jan-11	-	-	-	415.500	-	-	-	415.500	-	-	-	415.500	-	-	-	415.500
04-Jan-11	-	-	-	413.400	-	-	-	413.400	-	-	-	413.400	-	-	-	413.400
05-Jan-11	-	-	-	406.100	-	-	-	406.100	-	-	-	406.100	-	-	-	406.100
06-Jan-11	-	-	-	404.500	-	-	-	404.500	-	-	-	404.500	-	-	-	404.500
07-Jan-11	-	-	-	404.500	-	-	-	404.500	-	-	-	404.500	-	-	-	404.500
10-Jan-11	-	-	-	406.200	-	-	-	406.200	-	-	-	406.200	-	-	-	406.200
11-Jan-11	-	-	-	407.600	-	-	-	407.600	-	-	-	407.600	-	-	-	407.600
12-Jan-11	-	-	-	407.600	-	-	-	407.600	-	-	-	407.600	-	-	-	407.600
13-Jan-11	-	-	-	407.300	-	-	-	407.300	-	-	-	407.300	-	-	-	407.300
14-Jan-11	-	-	-	404.600	-	-	-	404.600	-	-	-	404.600	-	-	-	404.600
17-Jan-11	-	-	-	402.000	-	-	-	402.000	-	-	-	402.000	-	-	-	402.000
18-Jan-11	-	-	-	405.800	-	-	-	405.800	-	-	-	405.800	-	-	-	405.800
19-Jan-11	-	-	-	404.100	-	-	-	404.100	-	-	-	404.100	-	-	-	404.100
20-Jan-11	-	-	-	404.100	-	-	-	404.100	-	-	-	404.100	-	-	-	404.100
21-Jan-11	-	-	-	397.700	-	-	-	397.700	-	-	-	397.700	-	-	-	397.700
24-Jan-11	-	-	-	397.000	-	-	-	397.000	-	-	-	397.000	-	-	-	397.000
25-Jan-11	-	-	-	396.100	-	-	-	396.100	-	-	-	396.100	-	-	-	396.100
26-Jan-11	-	-	-	393.000	-	-	-	393.000	-	-	-	393.000	-	-	-	393.000
27-Jan-11	-	-	-	396.900	-	-	-	396.900	-	-	-	396.900	-	-	-	396.900
28-Jan-11	-	-	-	388.800	-	-	-	388.800	-	-	-	388.800	-	-	-	388.800
31-Jan-11	-	-	-	390.200	-	-	-	390.200	-	-	-	390.200	-	-	-	390.200
Tertinggi High		-				-				-				-		
Terendah Low		-				-				-				-		
Rata-Rata Average		402.524				402.524				402.524				402.524		

Gulir Emas / Rolling Gold (KGE)

Bursa Berjangka Jakarta (BBJ)

Tanggal / Date	Januari / January '11			
	Bulan / Month	Pembukaan Open (Rp/gram)	Tertinggi High (Rp/gram)	Terendah Low (Rp/gram)
03-Jan-11	-	-	-	410.401
04-Jan-11	-	-	-	405.776
05-Jan-11	-	-	-	399.332
06-Jan-11	-	-	-	397.833
07-Jan-11	-	-	-	393.827
10-Jan-11	-	-	-	398.163
11-Jan-11	-	-	-	401.708
12-Jan-11	-	-	-	401.252
13-Jan-11	-	-	-	401.372
14-Jan-11	-	-	-	398.338
17-Jan-11	-	-	-	395.669
18-Jan-11	-	-	-	398.432
19-Jan-11	-	-	-	399.494
20-Jan-11	-	-	-	397.694
21-Jan-11	-	-	-	391.225
24-Jan-11	-	-	-	392.943
25-Jan-11	-	-	-	385.408
26-Jan-11	-	-	-	387.967
27-Jan-11	-	-	-	388.436
28-Jan-11	-	-	-	381.642
31-Jan-11	-	-	-	388.126
Tertinggi High		-		
Terendah Low		-		
Rata-Rata Average		395.954		

Gulir Emas / Rolling Gold (KGEUSD)

Bursa Berjangka Jakarta (BBJ)

Tanggal / Date	Januari / January '11			
	Bulan / Month	Pembukaan Open (USD/T.Ounce)	Tertinggi High (USD/T.Ounce)	Terendah Low (USD/T.Ounce)
03-Jan-11	-	-	-	1.414.65
04-Jan-11	-	-	-	1.380.75
05-Jan-11	-	-	-	1.378.25
06-Jan-11	-	-	-	1.371.45
07-Jan-11	-	-	-	1.369.50
10-Jan-11	1.372.50	1.373.20	1.371.50	1.375.75
11-Jan-11	1.378.00	1.381.00	1.378.00	1.381.60
12-Jan-11	1.384.00	1.385.00	1.382.90	1.388.05
13-Jan-11	1.382.50	1.384.30	1.382.50	1.373.90
14-Jan-11	1.371.70	1.373.00	1.370.80	1.361.85
17-Jan-11	1.361.80	1.363.20	1.361.20	1.362.80
18-Jan-11	1.367.20	1.367.80	1.366.50	1.368.20
19-Jan-11	1.372.80	1.374.00	1.372.00	1.369.45
20-Jan-11	-	-	-	1.346.05
21-Jan-11	-	-	-	1.342.55
24-Jan-11	1.348.20	1.349.10	1.348.20	1.334.15
25-Jan-11	1.331.50	1.331.90	1.330.50	1.332.50
26-Jan-11	1.331.00	1.331.80	1.330.10	1.346.30
27-Jan-11	-	-	-	1.313.70
28-Jan-11	1.313.20	1.316.90	1.312.20	1.336.65
31-Jan-11	1.326.60	1.329.00	1.326.30	1.332.70
Tertinggi High		(12)	1.385.00	
Terendah Low		(28)	1.312.20	
Rata-Rata Average			1.360,99	

Gulir Indeks Emas / Rolling Gold Index (KIE)

Bursa Berjangka Jakarta (BBJ)

Tanggal / Date	Januari / January '11				
	Bulan / Month	Pembukaan Open (Point)	Tertinggi High (Point)	Terendah Low (Point)	Penutupan Settlement (Point)
03-Jan-11	-	9.000	9.000	9.000	8.990
04-Jan-11	-	-	-	-	8.982
05-Jan-11	-	-	-	-	8.983
06-Jan-11	9.000	9.000	8.990	8.990	8.997
07-Jan-11	9.005	9.005	8.990	8.990	9.022
10-Jan-11	-	-	-	-	9.051
11-Jan-11	-	-	-	-	9.045
12-Jan-11	9.060	9.060	9.055	9.055	9.029
13-Jan-11	-	-	-	-	9.043
14-Jan-11	-	-	-	-	9.053
17-Jan-11	-	-	-	-	9.065
18-Jan-11	-	-	-	-	9.055
19-Jan-11	9.030	9.100	8.980	8.980	9.050
20-Jan-11	9.050	9.065	9.050	9.050	9.063
21-Jan-11	9.070	9.080	9.070	9.070	9.066
24-Jan-11	9.060	9.060	9.050	9.050	9.064
25-Jan-11	9.050	9.100	8.980	8.980	9.038
26-Jan-11	9.030	9.045	9.030	9.030	9.036
27-Jan-11	9.000	9.150	9.000	9.000	9.030
28-Jan-11	9.000	9.160	8.990	8.990	9.030
31-Jan-11	9.035	9.035	9.035	9.035	9.048
Tertinggi High		(28)	9.160		
Terendah Low		(25)	8.980		
Rata-Rata Average			9.035		

4. Jumlah dan Volume Transaksi, dan Open Interest Frequency and Volume, and Open Interest

Olein (OLE)
Bursa Berjangka Jakarta (BBJ)

Tanggal (Date)	Bulan (Month)	Januari / January '11		
		Transaksi (kali) Frequency (times)	Volume (lot) Volume (lots)	Open Interest (lots)
3		8	24	-
4		10	30	-
5		10	36	-
6		-	-	-
7		10	30	-
10		-	-	-
11		6	20	-
12		10	34	-
13		8	26	-
14		-	-	-
17		10	34	-
18		14	44	-
19		4	4	-
20		4	4	-
21		18	46	-
24		6	6	-
25		16	48	-
26		-	-	-
27		12	12	-
28		6	6	-
31		10	10	-
Tertinggi High		(21) 18	(25) 48	-
Terendah Low		(20) 4	(20) 4	-
Rata-Rata Average		10	24	-

Olein (OLE10)
Bursa Berjangka Jakarta (BBJ)

Tanggal (Date)	Bulan (Month)	Januari / January '11		
		Transaksi (kali) Frequency (times)	Volume (lot) Volume (lots)	Open Interest (lots)
3		-	-	-
4		-	-	-
5		-	-	-
6		-	-	-
7		-	-	-
10		-	-	-
11		-	-	-
12		-	-	-
13		-	-	-
14		-	-	-
17		-	-	-
18		-	-	-
19		-	-	-
20		-	-	-
21		-	-	-
24		-	-	-
25		-	-	-
26		-	-	-
27		-	-	-
28		-	-	-
31		-	-	-
Tertinggi High		-	-	-
Terendah Low		-	-	-
Rata-Rata Average		-	-	-

Crude Palm Oil (CPOTR)
Bursa Komoditi dan Derivatif Indonesia (BKDI)

Tanggal (Date)	Bulan (Month)	Januari / January '11		
		Transaksi (kali) Frequency (times)	Volume (lot) Volume (lots)	Open Interest (lots)
3		378	1683	-
4		387	1548	-
5		519	1978	-
6		620	2077	-
7		576	2078	-
10		568	1931	-
11		546	2114	-
12		537	2220	-
13		759	2281	-
14		848	2393	-
17		642	2132	-
18		448	2154	-
19		347	2020	-
20		245	1017	-
21		352	1688	-
24		711	2081	-
25		535	2129	-
26		638	2353	-
27		625	2350	-
28		507	2245	-
31		545	2262	-
Tertinggi High		(14) 848	(14) 2393	-
Terendah Low		(20) 245	(20) 1017	-
Rata-Rata Average		540	2035	-

Emas / Gold (GOL)
Bursa Berjangka Jakarta (BBJ)

Tanggal (Date)	Bulan (Month)	Januari / January '11		
		Transaksi (kali) Frequency (times)	Volume (lot) Volume (lots)	Open Interest (lots)
3		6	6	2
4		14	40	2
5		16	42	2
6		6	6	2
7		4	4	2
10		6	6	2
11		6	6	2
12		4	4	2
13		6	6	2
14		4	4	2
17		16	42	3
18		8	8	3
19		7	7	3
20		7	7	3
21		12	44	3
24		7	7	3
25		21	75	3
26		4	4	3
27		6	6	-
28		6	6	-
31		6	6	-
Tertinggi High		(25) 21	(25) 75	(26) 3
Terendah Low		(26) 4	(26) 4	(14) 2
Rata-Rata Average		8	16	2

Emas / Gold (GOL250)
Bursa Berjangka Jakarta (BBJ)

Tanggal (Date)	Bulan (Month)	Januari / January '11		
		Transaksi (kali) Frequency (times)	Volume (lot) Volume (lots)	Open Interest (lots)
3		-	-	30
4		5	16	30
5		10	36	30
6		10	36	30
7		24	69	31
10		16	48	31
11		12	34	31
12		25	72	33
13		21	54	39
14		12	40	39
17		8	14	39
18		9	25	42
19		-	-	42
20		46	138	42
21		49	106	42
24		66	168	42
25		60	126	42
26		72	146	42
27		63	108	-
28		18	58	-
31		55	133	-
Tertinggi High		(26) 72	(24) 168	(26) 42
Terendah Low		(17) 8	(17) 14	(6) 30
Rata-Rata Average		31	75	37

Emas / Gold (GOLDGR)
Bursa Komoditi dan Derivatif Indonesia (BKDI)

Tanggal (Date)	Bulan (Month)	Januari / January '11		
		Transaksi (kali) Frequency (times)	Volume (lot) Volume (lots)	Open Interest (lots)
3		10	36	2
4		13	21	2
5		13	56	-
6		4	4	-
7		5	23	-
10		5	11	-
11		7	16	-
12		18	49	-
13		8	15	-
14		9	9	-
17		3	3	-
18		5	5	-
19		7	25	-
20		12	60	-
21		2	2	-
24		17	46	-
25		27	65	-
26		17	73	-
27		3	21	-
28		23	125	-
31		27	115	-
Tertinggi High		(31) 27	(28) 125	-
Terendah Low		(21) 2	(21) 2	-
Rata-Rata Average		11	35	-

Gulir Emas / Rolling Gold (KGE)
Bursa Berjangka Jakarta (BBJ)

Tanggal (Date)	Bulan (Month)	Januari / January '11		
		Transaksi (kali) Frequency (times)	Volume (lot) Volume (lots)	Open Interest (lots)
3		-	-	-
4		-	-	-
5		-	-	-
6		-	-	-
7		-	-	-
10		-	-	-
11		-	-	-
12		-	-	-
13		-	-	-
14		-	-	-
17		-	-	-
18		-	-	-
19		-	-	-
20		-	-	-
21		-	-	-
24		-	-	-
25		-	-	-
26		-	-	-
27		-	-	-
28		-	-	-
31		-	-	-
Tertinggi High		-	-	-
Terendah Low		-	-	-
Rata-Rata Average		-	-	-

Gulir Emas / Rolling Gold (KGEUSD)
Bursa Berjangka Jakarta (BBJ)

Tanggal (Date)	Bulan (Month)	Januari / January '11		
		Transaksi (kali) Frequency (times)	Volume (lot) Volume (lots)	Open Interest (lots)
3		-	-	-
4		-	-	-
5		-	-	-
6		-	-	-
7		-	-	-
10		10	50	-
11		10	50	-
12		10	50	-
13		10	50	-
14		10	50	-
17		10	50	-
18		6	30	-
19		16	80	-
20		-	-	-
21		-	-	-
24		20	100	-
25		21	100	-
26		14	70	-
27		-	-	-
28		20	200	-
31		6	30	-
Tertinggi High		(25) 21	(28) 200	-
Terendah Low		(31) 6	(31) 30	-
Rata-Rata Average		13	70	-

Gulir Indeks Emas/Rolling Gold Index (KIE)
Bursa Berjangka Jakarta (BBJ)

Tanggal (Date)	Bulan (Month)	Januari / January '11		
		Transaksi (kali) Frequency (times)	Volume (lot) Volume (lots)	Open Interest (lots)
3		1	1	60
4		-	-	60
5		-	-	60
6		4	16	60
7		4	16	60
10		-	-	60
11		-	-	60
12		2	4	60
13		-	-	60
14		-	-	60
17		-	-	60
18		-	-	60
19		22	202	60
20		2	4	60
21		2	4	60
24		4	8	60
25		22	204	60
26		2	2	60
27		20	200	60
28		20	200	60
31		2	2	60
Tertinggi High		(25) 22	(25) 204	(31) 60
Terendah Low		(3) 1	(3) 1	(31) 60
Rata-Rata Average		8	66	60

5. Jumlah dan Volume Transaksi, *Open Interest* dan Hari Perdagangan Selama Lima Tahun
Frequency and Volume, Open Interest and Trading Days for Five Years

Olein (OLE)
 Bursa Berjangka Jakarta (BBJ)

No.	Bulan / Month	Transaksi (Kali)/Frequency (Times)					Volume (lot) /Volume (Lots)					Open Interest pada akhir bulan (lot) / Open Interest at the End of This Month (Lots)					Hari Perdagangan / Trading Days (Days)				
		2007	2008	2009	2010	2011	2007	2008	2009	2010	2011	2007	2008	2009	2010	2011	2007	2008	2009	2010	2011
1	Januari/January	98	-	6	-	162	262	-	10	-	414	-	-	-	-	-	20	19	19	20	21
2	Pebruari/February	65	-	2	-		45	-	4	-		-	-	-	-	-	20	20	20	19	
3	Maret/March	89	-	2	-		117	-	4	-		-	-	-	-	-	17	20	20	22	
4	April/April	157	-	2	-		218	-	4	-		-	-	-	-	-	22	21	21	21	
5	Mei/May	79	15	2	-		450	15	4	-		-	-	-	-	-	20	20	20	21	
6	Juni/June	90	16	2	-		136	16	4	-		-	-	-	-	-	21	22	22	22	
7	Juli/July	41	4	-	-		62	4	-	-		-	-	-	-	-	22	22	22	22	
8	Agustus/August	31	42	66	83		47	64	98	156		-	-	-	-	-	20	20	20	22	
9	September/September	22	46	-	191		26	106	-	437		-	-	-	-	-	20	18	18	19	
10	Oktober /October	1	74	-	135		1	184	-	389		-	-	-	-	-	20	22	22	21	
11	Nopember/November	2	29	-	134		2	69	-	440		-	-	-	-	-	20	20	20	21	
12	Desember/December	-	14	-	112		-	14	-	278		-	-	-	-	-	19	21	21	21	

Olein (OLE10)
Bursa Berjangka Jakarta (BBJ)

No.	Bulan / Month	Transaksi (Kali)/Frequency (Times)					Volume (lot) /Volume (Lots)					Open Interest pada akhir bulan (lot) / Open Interest at the End of This Month (Lots)					Hari Perdagangan / Trading Days (Days)					
		2007	2008	2009	2010	2011	2007	2008	2009	2010	2011	2007	2008	2009	2010	2011	2007	2008	2009	2010	2011	
1	Januari/January	-	-	-	-	-	-	-	-	-	-	-	-	-	-	-	-	-	-	-	-	21
2	Pebruari/February	-	-	-	-	-	-	-	-	-	-	-	-	-	-	-	-	-	-	-	-	
3	Maret/March	-	-	-	-	-	-	-	-	-	-	-	-	-	-	-	-	-	-	-	-	
4	April/April	-	-	-	-	-	-	-	-	-	-	-	-	-	-	-	-	-	-	-	-	
5	Mei/May	-	-	-	-	-	-	-	-	-	-	-	-	-	-	-	-	-	-	-	-	
6	Juni/June	-	-	-	-	-	-	-	-	-	-	-	-	-	-	-	-	-	-	-	-	
7	Juli/July	-	-	-	-	-	-	-	-	-	-	-	-	-	-	-	-	-	-	-	-	
8	Agustus/August	-	-	-	-	-	-	-	-	-	-	-	-	-	-	-	-	-	-	-	-	
9	September/September	-	-	-	-	-	-	-	-	-	-	-	-	-	-	-	-	-	-	-	-	
10	Oktober /October	-	-	-	-	-	-	-	-	-	-	-	-	-	-	-	-	-	-	-	-	
11	Nopember/November	-	-	-	-	-	-	-	-	-	-	-	-	-	-	-	-	-	-	-	-	
12	Desember/December	-	-	-	-	-	-	-	-	-	-	-	-	-	-	-	-	-	-	-	-	

Crude Palm Oil (CPOTR)

Bursa Komoditi dan Derivatif Indonesia (BKDI)

No.	Bulan / Month	Transaksi (Kali)/Frequency (Times)					Volume (lot) /Volume (Lots)					Open Interest pada akhir bulan (lot) / Open Interest at the End of This Month (Lots)					Hari Perdagangan / Trading Days (Days)					
		2007	2008	2009	2010	2011	2007	2008	2009	2010	2011	2007	2008	2009	2010	2011	2007	2008	2009	2010	2011	
1	Januari/January	-	-	-	-	11.333	-	-	-	-	42.734	-	-	-	-	-	-	-	-	-	-	21
2	Pebruari/February	-	-	-	-	-	-	-	-	-	-	-	-	-	-	-	-	-	-	-	-	-
3	Maret/March	-	-	-	-	-	-	-	-	-	-	-	-	-	-	-	-	-	-	-	-	-
4	April/April	-	-	-	-	-	-	-	-	-	-	-	-	-	-	-	-	-	-	-	-	-
5	Mei/May	-	-	-	-	-	-	-	-	-	-	-	-	-	-	-	-	-	-	-	-	-
6	Juni/June	-	-	-	-	-	-	-	-	-	-	-	-	-	-	-	-	-	-	-	-	-
7	Juli/July	-	-	-	-	-	-	-	-	-	-	-	-	-	-	-	-	-	-	-	-	-
8	Agustus/August	-	-	-	-	-	-	-	-	-	-	-	-	-	-	-	-	-	-	-	-	-
9	September/September	-	-	-	-	-	-	-	-	-	-	-	-	-	-	-	-	-	-	-	-	-
10	Oktober /October	-	-	-	-	-	-	-	-	-	-	-	-	-	-	-	-	-	-	-	-	-
11	Nopember/November	-	-	-	-	-	-	-	-	-	-	-	-	-	-	-	-	-	-	-	-	-
12	Desember/December	-	-	-	-	-	-	-	-	-	-	-	-	-	-	-	-	-	-	-	-	-

Emas / Gold (GOL)
Bursa Berjangka Jakarta (BBJ)

No.	Bulan / Month	Transaksi (Kali)/Frequency (Times)					Volume (lot) /Volume (Lots)					Open Interest pada akhir bulan (lot) / Open Interest at the End of This Month (Lots)					Hari Perdagangan / Trading Days (Days)				
		2007	2008	2009	2010	2011	2007	2008	2009	2010	2011	2007	2008	2009	2010	2011	2007	2008	2009	2010	2011
1	Januari/January	2	96	106	173	172	6	96	208	173	336	3	-	-	-	-	22	20	19	20	21
2	Pebruari/February	2	36	109	133		6	40	223	133		3	-	1	-		20	20	20	19	
3	Maret/March	2	-	126	148		6	-	249	148		3	-	1	-		21	17	20	22	
4	April/April	2	-	112	140		6	-	222	140		3	-	-	-		20	22	21	21	
5	Mei/May	130	-	127	131		676	-	246	135		5	-	-	-		22	20	20	21	
6	Juni/June	57	-	177	150		59	-	326	155		-	-	-	-		21	21	22	22	
7	Juli/July	31	-	50	158		34	-	78	166		-	-	-	-		22	22	22	22	
8	Agustus/August	28	-	137	206		28	-	260	266		1	-	-	-		22	20	20	22	
9	September/September	41	-	152	289		41	-	303	489		1	-	-	17		20	20	18	19	
10	Oktober /October	72	-	198	245		72	-	379	485		-	-	-	-		17	20	22	21	
11	Nopember/November	176	78	190	205		172	177	345	471		-	-	-	-		22	20	20	21	
12	Desember/December	88	166	118	181		88	230	250	333		-	-	-	-		17	19	21	21	

Emas / Gold (GOL250)
Bursa Berjangka Jakarta (BBJ)

No.	Bulan / Month	Transaksi (Kali)/Frequency (Times)					Volume (lot) /Volume (Lots)					Open Interest pada akhir bulan (lot) / Open Interest at the End of This Month (Lots)					Hari Perdagangan / Trading Days (Days)					
		2007	2008	2009	2010	2011	2007	2008	2009	2010	2011	2007	2008	2009	2010	2011	2007	2008	2009	2010	2011	
1	Januari/January	-	-	-	-	581	-	-	-	-	1.427	-	-	-	-	-	-	-	-	-	-	21
2	Pebruari/February	-	-	-	-	-	-	-	-	-	-	-	-	-	-	-	-	-	-	-	-	-
3	Maret/March	-	-	-	-	-	-	-	-	-	-	-	-	-	-	-	-	-	-	-	-	-
4	April/April	-	-	-	-	-	-	-	-	-	-	-	-	-	-	-	-	-	-	-	-	-
5	Mei/May	-	-	-	-	-	-	-	-	-	-	-	-	-	-	-	-	-	-	-	-	-
6	Juni/June	-	-	-	-	-	-	-	-	-	-	-	-	-	-	-	-	-	-	-	-	-
7	Juli/July	-	-	-	-	-	-	-	-	-	-	-	-	-	-	-	-	-	-	-	-	-
8	Agustus/August	-	-	-	-	-	-	-	-	-	-	-	-	-	-	-	-	-	-	-	-	-
9	September/September	-	-	-	-	-	-	-	-	-	-	-	-	-	-	-	-	-	-	-	-	-
10	Oktober /October	-	-	-	-	-	-	-	-	-	-	-	-	-	-	-	-	-	-	-	-	-
11	Nopember/November	-	-	-	-	-	-	-	-	-	-	-	-	-	-	-	-	-	-	-	-	-
12	Desember/December	-	-	-	-	-	-	-	-	-	-	-	-	-	-	-	-	-	-	-	-	-

Emas / Gold (GOLDGR)

Bursa Komoditi dan Derivatif Indonesia (BKDI)

No.	Bulan / Month	Transaksi (Kali)/Frequency (Times)					Volume (lot) /Volume (Lots)					Open Interest pada akhir bulan (lot) / Open Interest at the End of This Month (Lots)					Hari Perdagangan / Trading Days (Days)					
		2007	2008	2009	2010	2011	2007	2008	2009	2010	2011	2007	2008	2009	2010	2011	2007	2008	2009	2010	2011	
1	Januari/January	-	-	-	-	235	-	-	-	-	780	-	-	-	-	-	-	-	-	-	-	21
2	Pebruari/February	-	-	-	-	-	-	-	-	-	-	-	-	-	-	-	-	-	-	-	-	-
3	Maret/March	-	-	-	-	-	-	-	-	-	-	-	-	-	-	-	-	-	-	-	-	-
4	April/April	-	-	-	-	-	-	-	-	-	-	-	-	-	-	-	-	-	-	-	-	-
5	Mei/May	-	-	-	-	-	-	-	-	-	-	-	-	-	-	-	-	-	-	-	-	-
6	Juni/June	-	-	-	-	-	-	-	-	-	-	-	-	-	-	-	-	-	-	-	-	-
7	Juli/July	-	-	-	-	-	-	-	-	-	-	-	-	-	-	-	-	-	-	-	-	-
8	Agustus/August	-	-	-	-	-	-	-	-	-	-	-	-	-	-	-	-	-	-	-	-	-
9	September/September	-	-	-	-	-	-	-	-	-	-	-	-	-	-	-	-	-	-	-	-	-
10	Oktober /October	-	-	-	-	-	-	-	-	-	-	-	-	-	-	-	-	-	-	-	-	-
11	Nopember/November	-	-	-	-	-	-	-	-	-	-	-	-	-	-	-	-	-	-	-	-	-
12	Desember/December	-	-	-	-	-	-	-	-	-	-	-	-	-	-	-	-	-	-	-	-	-

Gulir Emas / Rolling Gold (KGE)
Bursa Berjangka Jakarta (BBJ)

No.	Bulan / Month	Transaksi (Kali)/Frequency (Times)					Volume (lot) /Volume (Lots)					Open Interest pada akhir bulan (lot) / Open Interest at the End of This Month (Lots)					Hari Perdagangan / Trading Days (Days)				
		2007	2008	2009	2010	2011	2007	2008	2009	2010	2011	2007	2008	2009	2010	2011	2007	2008	2009	2010	2011
1	Januari/January	-	-	-	-	-	-	-	-	-	-	-	-	-	-	-	22	20	19	20	21
2	Pebruari/February	-	-	-	-	-	-	-	-	-	-	-	-	-	-	-	20	20	20	19	
3	Maret/March	-	-	-	-	-	-	-	-	-	-	-	-	-	-	-	21	17	20	22	
4	April/April	-	-	-	-	-	-	-	-	-	-	-	-	-	-	-	20	22	21	21	
5	Mei/May	-	-	-	-	-	-	-	-	-	-	-	-	-	-	-	22	20	20	21	
6	Juni/June	-	334	-	-	-	-	328	-	-	-	-	-	-	-	-	21	21	22	22	
7	Juli/July	-	296	-	-	-	-	695	-	-	-	-	-	-	-	-	22	22	22	22	
8	Agustus/August	-	422	-	1	-	-	422	-	1	-	-	-	-	-	-	22	20	20	22	
9	September/September	-	342	-	140	-	-	436	-	172	-	-	-	-	-	-	20	20	18	19	
10	Oktober /October	-	588	-	100	-	-	3.060	-	100	-	-	-	-	-	-	17	20	22	21	
11	Nopember/November	-	66	-	10	-	-	66	-	20	-	-	-	-	-	-	22	20	20	21	
12	Desember/December	-	16	-	-	-	-	96	-	-	-	-	-	-	-	-	17	19	21	21	

Gulir Emas / Rolling Gold (KGEUSD)

Bursa Berjangka Jakarta (BBJ)

No.	Bulan / Month	Transaksi (Kali)/Frequency (Times)					Volume (lot) /Volume (Lots)					Open Interest pada akhir bulan (lot) / Open Interest at the End of This Month (Lots)					Hari Perdagangan / Trading Days (Days)				
		2007	2008	2009	2010	2011	2007	2008	2009	2010	2011	2007	2008	2009	2010	2011	2007	2008	2009	2010	2011
1	Januari/January	-	-	-	180	163	-	-	-	224	910	-	-	-	21	-	-	-	19	20	21
2	Pebruari/February	-	-	29	60		-	-	63	73		-	-	5	11	-	-	20	19		
3	Maret/March	-	-	55	-		-	-	81	-		-	-	6	11	-	-	20	22		
4	April/April	-	-	62	-		-	-	95	-		-	-	2	11	-	-	21	21		
5	Mei/May	-	-	108	-		-	-	143	-		-	-	5	11	-	-	20	21		
6	Juni/June	-	-	100	-		-	-	104	-		-	-	3	11	-	-	22	22		
7	Juli/July	-	-	68	-		-	-	70	-		-	-	3	11	-	-	22	22		
8	Agustus/August	-	-	61	-		-	-	50	-		-	-	5	11	-	-	20	22		
9	September/September	-	-	168	164		-	-	178	962		-	-	6	21	-	-	18	19		
10	Oktober /October	-	-	371	170		-	-	398	954		-	-	15	-	-	-	22	21		
11	Nopember/November	-	-	341	163		-	-	384	910		-	-	5	-	-	-	20	21		
12	Desember/December	-	-	469	163		-	-	672	910		-	-	53	-	-	-	21	21		

Gulir Indeks Emas/Rolling Gold Index (KIE)

Bursa Berjangka Jakarta (BBJ)

No.	Bulan / Month	Transaksi (Kali)/Frequency (Times)					Volume (lot) /Volume (Lots)					Open Interest pada akhir bulan (lot) / Open Interest at the End of This Month (Lots)					Hari Perdagangan / Trading Days (Days)				
		2007	2008	2009	2010	2011	2007	2008	2009	2010	2011	2007	2008	2009	2010	2011	2007	2008	2009	2010	2011
1	Januari/January	46	188	210	44	107	1.247	5.330	471	729	863	888	4.434	1.250	1.302	60	22	20	19	20	21
2	Pebruari/February	50	125	154	19		840	2.210	438	297		979	3.187	1.253	1.062		20	20	20	19	
3	Maret/March	106	226	124	2		2.831	1.840	317	8		1.072	4.107	1.192	1.054		21	17	20	22	
4	April/April	22	263	172	7		553	5.070	503	19		685	4.062	1.131	1.035		20	22	21	21	
5	Mei/May	309	1.816	106	20		5.680	2.267	213	365		965	4.076	1.149	1.292		22	20	20	21	
6	Juni/June	367	4.521	132	11		3.499	4.521	580	209		1.170	1.645	1.162	1.086		21	21	22	22	
7	Juli/July	363	137	150	6		2.469	1.799	767	55		2.356	1.082	1.148	1.034		22	22	22	22	
8	Agustus/August	300	156	80	6		2.107	1.713	333	17		3.338	1.331	1.353	1.040		22	20	20	22	
9	September/September	198	326	86	86		2.634	4.077	500	422		2.279	2.451	1.258	1.040		20	20	18	19	
10	Oktober /October	221	564	229	92		3.552	7.142	2.356	542		2.116	1.184	1.347	50		17	20	22	21	
11	Nopember/November	402	542	138	157		7.953	8.218	974	984		2.829	1.218	1.335	-		22	20	20	21	
12	Desember/December	204	539	43	126		2.917	900	253	809		4.622	1.205	1.335	-		17	19	21	21	

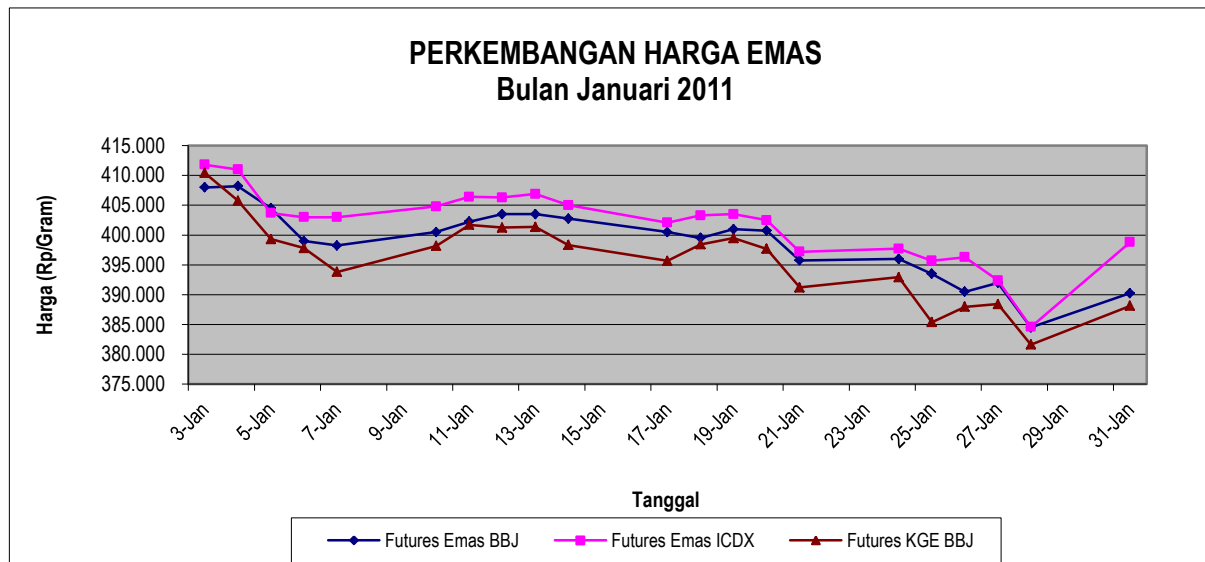
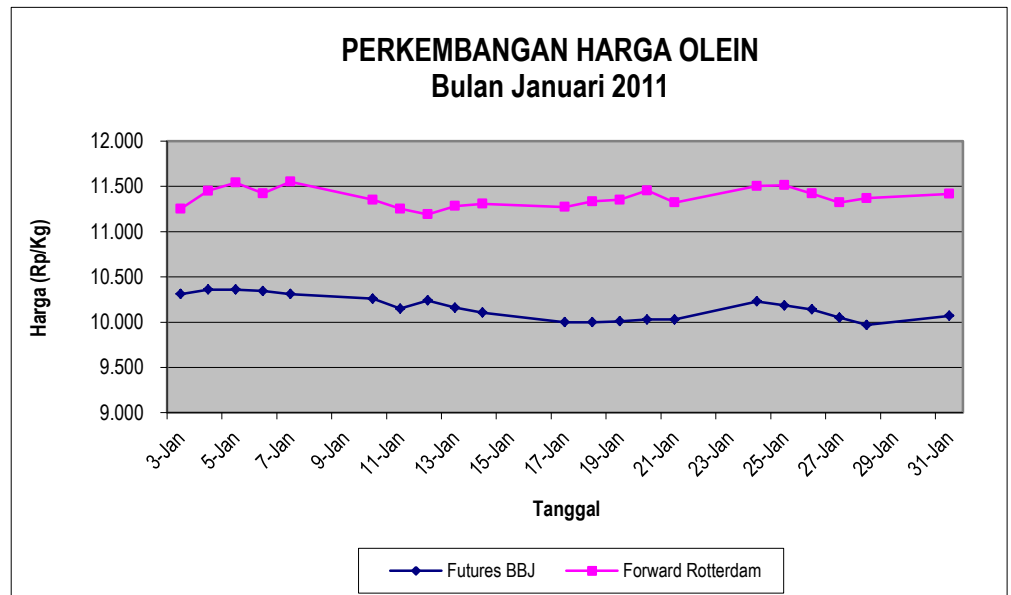
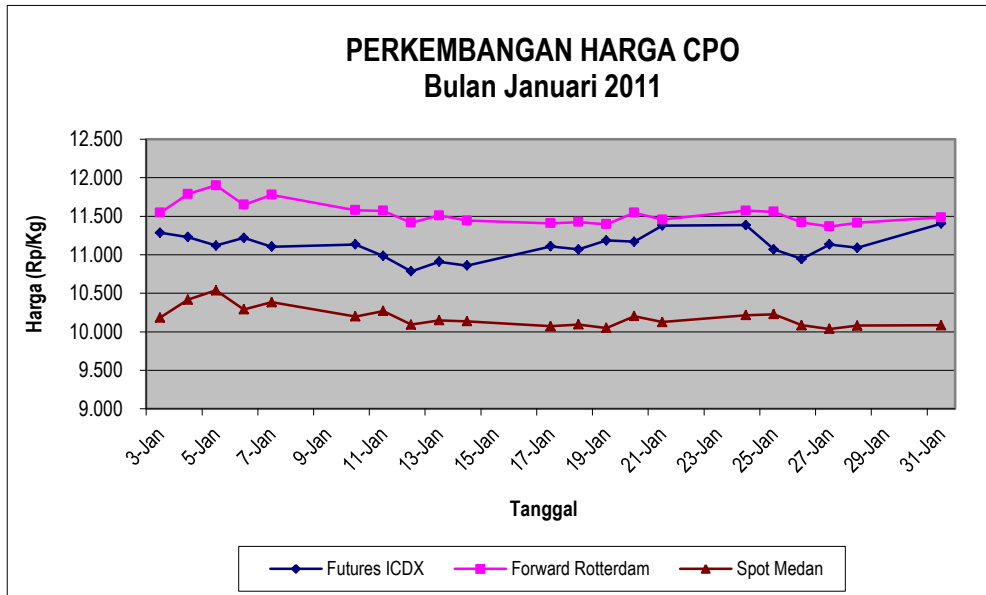
6. Harga Komoditi
Di Pasar Spot Lokal dan Internasional
Prices of Commodities at Local Spots and International Markets

Januari / January 2011

NO.	KOMODITAS	PASAR	BULAN PENYERAHAN																					Rata2 bulan ini	Rata2 bulan lalu	Perubahan	
				3	4	5	6	7	10	11	12	13	14	17	18	19	20	21	24	25	26	27	28				31
1.	Minyak Kelapa Sawit	Rotterdam (US\$/Ton)	Jan'11	1.285,0	1.312,5	1.325,0	1.295,0	1.305,0	1.280,0	1.280,0	-	-	-	-	-	-	-	-	-	-	-	-	-	-	1.297,5	1.225,5	72,03
			Feb'11	1.282,5	1.307,5	1.320,0	1.290,0	1.310,0	1.285,0	1.280,0	1.265,0	1.272,5	1.265,0	1.260,0	1.262,5	1.260,0	1.275,0	1.265,0	1.277,5	1.280,0	1.265,0	1.260,0	1.265,0	1.270,0	1.277,0	-	-
			Mar'11	1.275,0	1.302,5	1.315,0	1.285,0	1.305,0	1.275,0	1.267,5	1.260,0	1.272,5	1.265,0	1.257,5	1.257,5	1.257,5	1.275,0	1.265,0	1.280,0	1.280,0	1.265,0	1.260,0	1.265,0	1.270,0	1.274,0	-	-
			Apr'11/Jun'11	-	-	-	-	-	-	-	1.242,5	-	1.247,5	1.240,0	-	1.235,0	1.255,0	1.252,5	1.260,0	1.270,0	1.237,5	1.235,0	1.237,5	1.245,0	1.246,5	1.203,2	43,24
		Medan (Rp/Kg)	SPOT	10.185	10.418	10.537	10.290	10.384	10.199	10.269	10.093	10.149	10.136	10.072	10.094	10.049	10.204	10.126	10.215	10.229	10.085	10.036	10.080	10.085	10.187,4	10.274,4	(86,97)
2.	Olein	Rotterdam (US\$/Ton)	Feb'11	1.252,5	1.275,0	1.285,0	-	1.280,0	1.255,0	1.245,0	1.240,0	-	1.250,0	1.245,0	1.252,5	1.255,0	1.265,0	-	1.270,0	1.275,0	1.265,0	1.255,0	1.260,0	1.262,5	1.260,4	1.216,7	43,75
			Mar'11	1.250,0	1.275,0	1.285,0	1.270,0	1.280,0	1.252,5	1.242,5	1.235,0	1.247,5	1.242,5	1.235,0	1.245,0	1.245,0	1.255,0	1.250,0	1.262,5	1.265,0	1.252,5	1.245,0	1.250,0	1.252,5	1.254,2	1.215,8	38,33
			Apr'11/Jun'11	1.250,0	1.270,0	1.275,0	1.260,0	1.270,0	1.240,0	1.230,0	1.225,0	1.237,5	1.210,0	1.225,0	1.227,5	1.220,0	1.240,0	1.232,5	1.245,0	1.250,0	1.230,0	1.217,5	1.225,0	1.230,0	1.238,6	1.170,0	68,60
			Jul'11/Sep'11	-	-	-	1.240,0	-	-	-	-	1.217,5	-	-	-	-	-	1.207,5	-	-	-	-	-	-	-	1.221,7	1.146,9
		Jakarta (Rp/Kg)	SPOT	10.200	10.310	10.360	10.360	1.345	10.310	10.260	10.150	10.240	10.160	10.105	10.000	10.000	10.010	10.030	10.030	10.230	10.185	10.140	10.050	9.070	9.692,6	9.946,3	(253,63)
3.	Minyak Kelapa	Rotterdam (US\$/Ton)	Jan'11/Feb'11	1.880,0	1.900,0	1.895,0	-	1.900,0	1.880,0	1.880,0	1.870,0	1.920,0	-	-	-	-	2.200,0	2.275,0	2.300,0	2.240,0	2.240,0	2.250,0	2.250,0	2.058,7	1.724,0	334,67	
			Feb'11/Mar'11	1.860,0	1.890,0	1.885,0	1.860,0	1.890,0	1.860,0	1.870,0	1.850,0	1.910,0	1.925,0	1.970,0	2.020,0	2.020,0	2.100,0	2.170,0	2.225,0	2.250,0	2.210,0	2.210,0	2.200,0	2.200,0	2.017,9	1.722,0	295,86
			Mar'11/Apr'11	1.870,0	1.890,0	1.880,0	1.860,0	1.880,0	1.850,0	1.850,0	1.845,0	1.900,0	1.915,0	1.960,0	2.000,0	2.000,0	2.080,0	2.160,0	2.190,0	2.220,0	2.190,0	2.190,0	2.175,0	2.175,0	2.003,8	1.811,4	192,38
			Apr'11/Mei'11	-	-	-	1.850,0	-	-	-	-	-	-	1.905,0	1.950,0	2.990,0	1.990,0	2.070,0	-	-	-	-	-	-	-	2.125,8	-
		Bitung (Rp/Kg)	SPOT	16.636	16.817	16.792	16.487	16.866	16.728	16.843	16.672	17.116	17.249	17.625	18.082	18.041	18.821	19.477	20.404	20.616	20.037	20.023	20.119	20.170	18.172,4	15.223,2	2.949,28
4.	Kakao	New York (US\$/Ton)	Mar'11	3.035	3.035	2.932	2.852	2.866	2.850	2.881	2.934	2.959	2.952	2.952	2.952	3.036	3.100	3.178	3184,00	3312,00	3335,00	3352,00	3358,00	3277,00	3.063,4	2.965,3	98,18
			Mei'11	3.052	3.052	2.953	2.875	2.852	2.873	2.905	2.957	2.980	2.976	2.976	2.976	3.056	3.115	3.187	-	3.282	3.301	3.338	3.339	3.275	3.066,0	2.984,5	81,55
			Jul'11	3.064	3.064	2.967	2.892	2.870	2.889	2.921	2.973	2.997	2.994	2.994	2.994	3.069	3.124	3.194	3.180	3.268	3.287	3.335	3.322	3.259	3.078,9	3.000,9	78,05
		Makassar (Rp/Kg)	SPOT	22.738	22.738	21.887	21.220	21.051	21.279	21.693	22.045	22.342	22.296	22.249	22.249	22.919	23.531	24.222	24.231	25.313	25.471	25.600	25.657	25.026	23.131,3	22.253,4	877,89

NO.	KOMODITAS	PASAR	BULAN PENYERAHAN																					Rata2	Rata2	Perubahan	
				3	4	5	6	7	10	11	12	13	14	17	18	19	20	21	24	25	26	27	28	31	bulan ini		bulan lalu
5.	Kopi Arabika	New York (Sen US\$/Lbs)	Mar'11	240,5	240,5	235,0	233,0	233,0	230,7	231,3	234,7	240,6	237,5	234,6	234,6	235,4	232,5	231,8	240,4	237,3	213,3	237,5	237,0	245,0	235,0	219,3	15,75
			Mei'11	241,8	241,8	236,6	234,6	234,7	232,3	232,8	236,1	242,1	239,2	236,3	236,3	237,1	234,3	233,7	242,2	239,1	233,1	239,3	238,7	246,8	237,5	232,2	5,34
		Medan (Rp/Kg)	Jul'11	240,1	240,1	232,7	234,4	234,2	233,8	234,1	236,6	243,2	240,0	237,5	237,5	238,6	235,1	236,3	243,2	240,1	234,7	240,4	240,4	246,1	238,0	231,8	6,20
			SPOT	41.291	41.291	41.291	40.081	40.118	39.828	40.203	40.608	41.598	41.274	40.681	40.681	40.716	40.330	40.240	41.662	41.091	39.977	41.033	40.947	42.452	40.828,2	37.656,4	3.171,84
6.	Kopi Robusta	London (US\$/Ton)	Mar'11	2.082	2.082	2.072	1.995	2.026	2.118	2.050	2.105	2.162	2.135	2.121	2.140	2.147	2.110	2.108	2.140	2.107	2.084	2.093	2.061	2.100	2.097,0	1.935,1	162,00
			Mei'11	2.097	2.097	2.072	2.005	2.029	2.023	2.055	2.110	2.167	2.137	2.124	2.163	2.171	2.119	2.115	2.149	2.123	2.094	2.096	2.090	2.129	2.103,1	1.950,5	152,60
		B. Lampung (Rp/Kg)	Jul'11	2.114	2.114	2.090	2.023	2.047	2.041	2.071	2.125	2.187	2.157	2.146	2.175	2.183	2.144	2.142	2.175	2.150	2.122	2.124	2.118	2.156	2.124,0	2.044,6	79,40
			SPOT	15.516	15.516	15.457	14.867	15.123	15.102	15.461	15.819	16.254	16.126	15.981	16.131	16.147	15.899	15.896	16.120	15.874	15.641	15.701	15.453	15.801	15.708,8	14.438,7	1.270,11
7.	Karet	Singapore(TSR-20)	Jan'11	498,0	498,0	498,0	-	-	-	-	-	-	-	-	-	-	-	-	-	-	-	-	-	-	498,0	466,3	31,72
			Feb'11	487,0	506,5	515,7	522,9	529,0	526,0	531,4	535,9	544,8	545,0	554,0	554,0	556,0	567,5	573,9	581,0	588,0	577,0	565,0	570,0	570,0	547,6	465,7	81,94
			Mar'11	496,0	507,5	512,0	519,0	527,5	525,0	539,0	533,0	538,0	542,0	551,0	552,5	554,0	565,0	570,0	575,0	580,0	575,5	563,0	570,0	570,0	546,0	485,7	60,24
			April'11	-	-	-	519,0	526,0	524,0	526,0	533,0	539,0	544,0	551,0	552,0	554,0	565,0	570,0	575,0	580,0	576,5	563,0	570,0	570,0	552,1	-	-
		Palembang (Rp/Kg)	SPOT	44.386	44.386	44.441	46.715	47.306	47.161	47.976	48.156	48.923	49.190	49.903	49.722	49.787	51.144	51.764	52.316	52.909	51.833	50.715	51.178	51.308	49.105,7	41.635,0	7.470,72
8.	Jagung	Chicago (Sen US\$/Bushel)	Mar'11	629,00	620,50	608,50	619,25	602,00	595,00	607,00	607,00	631,00	642,50	648,75	648,75	659,50	641,25	654,00	657,25	655,25	644,00	657,75	650,75	644,00	634,4	589,9	44,55
			Mei'11	636,50	628,50	616,75	627,50	610,75	603,75	615,50	615,25	639,75	651,50	658,00	658,00	669,25	651,25	664,00	667,00	665,00	654,25	668,00	661,00	654,50	643,6	597,3	46,29
		B. Lampung (Rp/Kg)	Jul'11	640,00	632,00	620,75	631,75	615,00	608,50	620,25	620,00	644,25	656,50	662,25	662,25	673,00	655,50	668,00	671,25	669,50	659,00	672,75	666,00	659,75	648,0	632,5	15,51
			SPOT	1.730	1.711	1.686	1.712	1.674	1.662	1.701	1.693	1.747	1.782	1.793	1.793	1.814	1.776	1.807	1.811	1.805	1.777	1.807	1.812	1.781	1.755,9	1.628,0	127,95
9.	Lada Putih Muntok	London (US\$/Ton)	SPOT	7.450	7.450	7.450	7.450	7.450	7.650	7.650	7.650	7.650	7.650	7.600	7.600	7.600	7.600	7.600	7.600	7.600	7.600	7.600	7.600	7.850	7.588,1	7.505,0	83,10
			Jan'11	7.350	7350,00	7.350	7.350	7.350	7.550	7.550	7.550	7.550	7.550	7.500	7.500	7.500	7.500	7.500	7.500	7.500	7.500	7.500	7.500	7.500	7.750	7.488,1	7.415,0
		Pangkal Pinang (Rp/Kg)	SPOT	58.328	58.328	58.400	58.446	58.499	60.286	60.704	60.414	60.367	60.677	60.140	60.140	59.999	60.160	60.207	60.100	60.053	59.959	59.919	59.932	62.130	59.866,1	59.109,5	756,60
10.	Lada Hitam ASTA	London (US\$/Ton)	SPOT	-	-	-	-	-	-	-	-	-	-	-	-	-	-	-	-	-	-	-	-	-	-	-	
			Jan'11	5.350	5.350	5.350	5.350	5.350	5.150	5.150	5.150	5.150	5.150	5.150	5.150	5.150	5.150	5.150	5.150	5.150	5.150	5.150	5.150	5.350	5.207,1	5.310,0	(102,86)
		B.Lampung (Rp/Kg)	SPOT	36.537	36.537	36.582	36.610	36.643	35.317	35.561	35.392	35.365	35.545	35.470	35.470	35.388	35.482	35.510	35.477	35.419	35.365	35.341	35.349	36.867	35.772,7	36.434,4	(661,64)

7. Grafik Perkembangan Harga Komoditi *Historical Commodity Price Charts*



8. Rekapitulasi Penyelenggaraan Pasar Lelang *Auction Market Activities Recapitulation*

Januari / January 2011

NO	TANGGAL	PENYELENGGARA	TRANSAKSI	KOMODITI	JUMLAH PENJUAL	JUMLAH PEMBELI
1	22 Januari 2011	Jawa Timur	Rp 61.423.200.000	sapi, pinang, kemiri, cabe, beras, kentang, kacang tanah, tomat, kapulaga, kunir, jahe, kubis/kol, tangkai cengkeh, kayu.	277	81
TOTAL TRANSAKSI			Rp 61.423.200.000			

1. Ikhtisar Pasar

Overview of The Market

Kontrak (Contract) / bulan (Month)	Olein (OLE) Bursa Berjangka Jakarta (BBJ)			Olein (OLE10) Bursa Berjangka Jakarta (BBJ)			Crude Palm Oil (CPOTR) Bursa Komoditi dan Derivatif Indonesia (BKDI)		
	Peb '11	Mar '11	Perubahan / Change	Peb '11	Mar '11	Perubahan / Change	Peb '11	Mar '11	Perubahan / Change
(Uraian /Items)									
Hari perdagangan (hari) Trading Days (days)	18	23	5	18	23	5	17	23	6
Jumlah Transaksi (kali) Frequency (times)	228	581	353	-	82	82	9314	14623	5309
Volume Transaksi (lot) Volume (lots)	532	927	395	-	82	82	41249	53366	12117
Rata-rata Volume Harian (lot) Daily Volume Average (lots)	31	46	15	-	16	16	2426	2320	-106
Volume Tertinggi (lot) High Volume (lots)	(16) 67	(24) 98	31	-	(16) 40	40	(24) 3,248	(22) 2786	-462
Volume Terendah (lot) Low Volume (lots)	(9) 4	(14) 8	4	-	(10) 4	4	(18) 1,354	(07) 1883	529
Harga tertinggi (Rp) High Prices (Rp)	(10) 10,415	(03) 9,390	-1,025	-	-	0	-	(17) 9,940	9940
Harga terendah (Rp) Low Prices (Rp)	(2) 10,090	(15) 8,250	-1,840	-	-	0	-	(16) 9,725	9725
Rata-rata harga harian (Rp) Daily Price Average (Rp)	10.247	9.023	-1.224	10.247	9.023	-1.224	11.502	10.323	-1.179

Kontrak (Contract) / bulan (Month) (Uraian (Items))	Emas / Gold (GOL) Bursa Berjangka Jakarta (BBJ)			Emas / Gold (GOL250) Bursa Berjangka Jakarta (BBJ)			Emas/Gold (GOLDGR) Bursa Komoditi dan Derivatif Indonesia (BKDI)		
	Peb '11	Mar '11	Perubahan / Change	Peb '11	Mar '11	Perubahan / Change	Peb '11	Mar '11	Perubahan / Change
Hari perdagangan (hari) Trading Days (days)	18	23	5	18	23	5	17	23	6
Jumlah Transaksi (kali) Frequency (times)	226	242	16	470	386	-84	220	461	241
Volume Transaksi (lot) Volume (lots)	602	557	-45	1.369	977	-392	650	1265	615
Rata-rata Volume Harian (lot) Daily Volume Average (lots)	33	24	-9	76	42	-34	38	55	17
Volume Tertinggi (lot) High Volume (lots)	(14) 95	(24) 69	-26	(17) 142	(30) 122	-20	(23) 160	(30) 218	58
Volume Terendah (lot) Low Volume (lots)	(25) 6	(10) 5	-1	(1) 6	(2) 10	4	(9) 1	(24) 1	0
Harga tertinggi (Rp) High Prices (Rp)	(22) 399,750	(07) 404,500	4.750	(17) 394,150	(03) 408,900	14.750	(23) 405,200	(02) 411,300	6.100
Harga terendah (Rp) Low Prices (Rp)	(2) 389,000	(17) 396,500	7.500	(2) 387,200	(02) 399,250	12.050	(18) 398,400	(30) 393,000	-5.400
Rata-rata harga harian (Rp) Daily Price Average (Rp)	392.937	401.013	8.076	392.937	401.013	8.076	398.888	403.043	4.155

Kontrak (Contract) / bulan (Month) (Uraian (Items))	Gulir Emas / Rolling Gold (KGE) Bursa Berjangka Jakarta (BBJ)			Gulir Emas / Rolling Gold (KGEUSD) Bursa Berjangka Jakarta (BBJ)			Gulir Indeks Emas / Rolling Gold Index (KIE) Bursa Berjangka Jakarta (BBJ)		
	Peb '11	Mar '11	Perubahan / Change	Peb '11	Mar '11	Perubahan / Change	Peb '11	Mar '11	Perubahan / Change
Hari perdagangan (hari) Trading Days (days)	18	23	5	18	23	5	18	23	5
Jumlah Transaksi (kali) Frequency (times)	-	-	0	126	138	12	118	158	40
Volume Transaksi (lot) Volume (lots)	-	-	0	730	836	106	898	1.425	527
Rata-rata Volume Harian (lot) Daily Volume Average (lots)	-	-	0	73	84	11	69	95	26
Volume Tertinggi (lot) High Volume (lots)	-	-	0	(14) 130	(31) 200	70	(23) 422	(30) 710	288
Volume Terendah (lot) Low Volume (lots)	-	-	0	(21) 30	(18) 50	20	(18) 1	(15) 1	0
Harga tertinggi (Rp) High Prices (Rp)	-	-	0	(25) 1,407.25	(09) 1,434	26,75	(2) 9,035	(01) 8,820	-215
Harga terendah (Rp) Low Prices (Rp)	-	-	0	(10) 1,355.5	(15) 1,391	35,5	(28) 8,810	(30) 8,690	-120
Rata-rata harga harian (Rp) Daily Price Average (Rp)	393.430	400.580	7.150	1.376,46	1.422,86	46,4	8.911	8.760	-151

2. Harga Bulanan / Monthly Prices

Olein (OLE) Bursa Berjangka Jakarta (BBJ)

Maret / March '11

Bulan Penyerahan /Delivery Months	Mar.'11 (Rp/Kg)	Apr.'11 (Rp/Kg)	Mei '11 (Rp/Kg)	Juni '11 (Rp/Kg)	Juli '11 (Rp/Kg)	Agustus '11 (Rp/Kg)	Sept '11 (Rp/Kg)
Uraian / Items							
Pembukaan <i>Open</i>	9.290	8.600	9.160	8.650	-	-	-
Tertinggi <i>High</i>	9.390	8.690	9.175	8.710	-	-	-
Terendah <i>Low</i>	8.250	8.000	8.650	7.900	-	-	-
Penutupan <i>Settlement</i>	8.310	8.100	8.020	7.960	7.925	7.895	7.870

Olein (OLE 10) Bursa Berjangka Jakarta (BBJ)

Maret / March '11

Bulan Penyerahan /Delivery Months	Mar.'11 (Rp/Kg)	Apr.'11 (Rp/Kg)	Mei '11 (Rp/Kg)	Juni '11 (Rp/Kg)	Juli '11 (Rp/Kg)	Agustus '11 (Rp/Kg)	Sept '11 (Rp/Kg)
Uraian / Items							
Pembukaan <i>Open</i>	-	-	9.000	-	-	-	-
Tertinggi <i>High</i>	-	-	9.025	-	-	-	-
Terendah <i>Low</i>	-	-	8.445	-	-	-	-
Penutupan <i>Settlement</i>	8.310	8.100	8.020	7.960	7.925	7.895	7.870

Crude Palm Oil (CPOTR)
Bursa Komoditi dan Derivatif Indonesia (BKDI)

Maret / March '11

Bulan Penyerahan / Delivery Months Uraian / Items	Mar.'11 (Rp/Kg)	Apr.'11 (Rp/Kg)	Mei '11 (Rp/Kg)	Juni '11 (Rp/Kg)	Juli '11 (Rp/Kg)	Agus.'11 (Rp/Kg)	Sept.'11 (Rp/Kg)	Okt.'11 (Rp/Kg)	Nop.'11 (Rp/Kg)	Des.'11 (Rp/Kg)	Jan '12 (Rp/Kg)	Peb '12 (Rp/Kg)
Pembukaan <i>Open</i>	9.730	10.280	10.085	9.970	9.815	-	-	-	-	-	-	-
Tertinggi <i>High</i>	9.940	10.885	10.785	11.500	10.040	-	-	-	-	-	-	-
Terendah <i>Low</i>	9.725	9.565	9.330	9.195	9.130	-	-	-	-	-	-	-
Penutupan <i>Settlement</i>	9.760	9.750	9.650	9.610	9.570	9.570	9.570	9.570	9.570	9.570	9.570	9.570

Emas / Gold (GOL)
Bursa Berjangka Jakarta (BBJ)

Maret / March '11

Bulan Penyerahan / Delivery Months Uraian / Items	Mar.'11 (Rp/gr)	Apr.'11 (Rp/gr)	Mei '11 (Rp/gr)	Juni '11 (Rp/gr)
Pembukaan <i>Open</i>	399.250	400.250	401.250	399.750
Tertinggi <i>High</i>	404.500	405.500	406.500	401.250
Terendah <i>Low</i>	396.500	396.500	397.500	399.750
Penutupan <i>Settlement</i>	400.000	399.250	400.250	401.250

Emas / Gold (GOL250)
Bursa Berjangka Jakarta (BBJ)

Maret / March '11

Bulan Penyerahan / Delivery Months Uraian / Items	Mar.'11 (Rp/gr)	Apr.'11 (Rp/gr)	Mei '11 (Rp/gr)	Juni '11 (Rp/gr)
Pembukaan <i>Open</i>	399.300	400.300	401.300	399.300
Tertinggi <i>High</i>	408.900	409.250	410.750	401.000
Terendah <i>Low</i>	399.250	394.000	395.000	399.300
Penutupan <i>Settlement</i>	400.000	399.250	400.250	401.250

Emas / Gold (GOLDGR)

Bursa Komoditi dan Derivatif Indonesia (BKDI)

Maret / March '11

Bulan Penyerahan /Delivery Months Uraian / Items	Mar.'11 (Rp/gr)	Apr.'11 (Rp/gr)	Mei '11 (Rp/gr)	Juni '11 (Rp/gr)	Juli '11 (Rp/gr)	Agus.'11 (Rp/gr)	Sept.'11 (Rp/gr)	Okt.'11 (Rp/gr)	Nop.'11 (Rp/gr)	Des.'11 (Rp/gr)	Jan '12 (Rp/gr)	Peb '12 (Rp/gr)
Pembukaan Open	411.300	409.700	411.000	406.100	405.900	406.500	406.700	-	-	-	-	-
Tertinggi High	411.300	410.900	412.500	412.500	411.700	407.100	406.800	-	-	-	-	-
Terendah Low	393.000	399.000	401.600	400.200	398.800	399.400	405.200	-	-	-	-	-
Penutupan Settlement	395.900	399.000	406.000	406.600	407.100	403.000	403.000	403.000	403.000	403.000	403.000	403.000

Gulir Emas / Rolling Gold (KGE)

Bursa Berjangka Jakarta (BBJ)

Bulan / Month Uraian / Items	Mar.'11 (Rp/gr)
Pembukaan Open	-
Tertinggi High	-
Terendah Low	-
Penutupan Settlement	399.977

Gulir Emas / Rolling Gold (KGEUSD)

Bursa Berjangka Jakarta (BBJ)

Bulan / Month Uraian / Items	Mar.'11 (Rp/gr)
Pembukaan Open	1.433,40
Tertinggi High	1.434,30
Terendah Low	1.391,40
Penutupan Settlement	1.432,40

Gulir Indeks Emas / Rolling Gold Index (KIE)

Bursa Berjangka Jakarta (BBJ)

Bulan / Month Uraian / Items	Mar.'11 (Rp/gr)
Pembukaan Open	8.820
Tertinggi High	8.820
Terendah Low	8.690
Penutupan Settlement	8.708

3. Harga Harian / Daily Prices

Olein (OLE)
Bursa Berjangka Jakarta (BBJ)

Maret / March '11

Tanggal	Maret / March '11				April / April '11				Mei / May '11				Juni / June '11			
	Pembukaan Open (Rp/Kg)	Tertinggi High (Rp/Kg)	Terendah Low (Rp/Kg)	Penutupan Settlement (Rp/Kg)	Pembukaan Open (Rp/Kg)	Tertinggi High (Rp/Kg)	Terendah Low (Rp/Kg)	Penutupan Settlement (Rp/Kg)	Pembukaan Open (Rp/Kg)	Tertinggi High (Rp/Kg)	Terendah Low (Rp/Kg)	Penutupan Settlement (Rp/Kg)	Pembukaan Open (Rp/Kg)	Tertinggi High (Rp/Kg)	Terendah Low (Rp/Kg)	Penutupan Settlement (Rp/Kg)
01-Mar-11	-	-	-	9.280	-	-	-	9.195	9.160	9.175	9.145	9.160	-	-	-	9.070
02-Mar-11	9.290	9.310	9.200	9.320	-	-	-	9.230	-	-	-	9.165	-	-	-	9.140
03-Mar-11	9.325	9.390	9.325	9.330	-	-	-	9.250	-	-	-	9.170	-	-	-	9.100
04-Mar-11	9.380	9.380	9.335	9.340	-	-	-	9.265	-	-	-	8.935	-	-	-	9.110
07-Mar-11	-	-	-	9.210	-	-	-	9.160	9.080	9.085	9.040	9.050	-	-	-	8.975
08-Mar-11	9.220	9.280	9.215	9.300	-	-	-	9.250	9.040	9.050	9.030	9.035	-	-	-	8.960
09-Mar-11	-	-	-	9.170	-	-	-	9.120	9.035	9.035	9.000	9.005	-	-	-	8.935
10-Mar-11	-	-	-	8.920	-	-	-	8.860	-	-	-	8.775	-	-	-	8.705
11-Mar-11	-	-	-	8.760	-	-	-	8.655	8.925	8.925	8.875	8.915	-	-	-	8.865
14-Mar-11	-	-	-	8.310	-	-	-	8.340	8.910	8.910	8.880	8.895	-	-	-	8.850
15-Mar-11	8.250	8.340	8.250	8.310	-	-	-	8.630	-	-	-	8.520	-	-	-	8.505
16-Mar-11	-	-	-	-	8.600	8.690	8.600	8.230	8.660	8.670	8.650	8.660	-	-	-	8.605
17-Mar-11	-	-	-	-	8.200	8.280	8.200	8.200	8.200	-	-	8.125	8.650	8.710	8.560	8.590
18-Mar-11	-	-	-	-	8.200	8.280	8.200	8.300	-	-	-	8.240	8.630	8.680	8.615	8.635
21-Mar-11	-	-	-	-	8.200	8.320	8.200	8.300	8.505	-	-	8.440	8.620	8.670	8.530	8.580
22-Mar-11	-	-	-	-	8.300	8.390	8.300	8.400	-	-	-	8.335	8.590	8.590	8.430	8.500
23-Mar-11	-	-	-	-	8.400	8.480	8.400	8.310	-	-	-	8.260	8.560	8.585	8.530	8.535
24-Mar-11	-	-	-	-	8.300	8.390	8.300	8.200	-	-	-	8.115	8.525	8.540	8.440	8.440
25-Mar-11	-	-	-	-	-	-	-	8.050	-	-	-	7.970	-	-	-	7.905
28-Mar-11	-	-	-	-	8.050	8.120	8.050	8.050	-	-	-	7.965	8.055	8.055	7.950	7.965
29-Mar-11	-	-	-	-	8.000	8.040	8.000	8.065	-	-	-	7.965	8.035	8.100	7.900	8.100
30-Mar-11	-	-	-	-	8.050	8.090	8.050	8.050	-	-	-	7.980	7.980	8.140	7.950	8.040
31-Mar-11	-	-	-	-	-	-	-	8.100	-	-	-	8.020	7.950	8.030	7.930	7.960
Tertinggi High	(3) 9.390				(16) 8.690				(1) 9.175				(17) 8.710			
Terendah Low	(15) 8.250				(21) 8.000				(16) 8.650				(29) 7.900			
Rata-Rata Average	9.023				8.583				8.552				8.612			

Sambungan / Continued

Maret / March '11

Tanggal	Juli / July '11				Agustus / August '11				September / Sept '11			
	Pembukaan Open (Rp/Kg)	Tertinggi High (Rp/Kg)	Terendah Low (Rp/Kg)	Penutupan Settlement (Rp/Kg)	Pembukaan Open (Rp/Kg)	Tertinggi High (Rp/Kg)	Terendah Low (Rp/Kg)	Penutupan Settlement (Rp/Kg)	Pembukaan Open (Rp/Kg)	Tertinggi High (Rp/Kg)	Terendah Low (Rp/Kg)	Penutupan Settlement (Rp/Kg)
01-Mar-11	-	-	-	9.025	-	-	-	9.025	-	-	-	-
02-Mar-11	-	-	-	9.100	-	-	-	8.995	-	-	-	-
03-Mar-11	-	-	-	9.045	-	-	-	8.945	-	-	-	-
04-Mar-11	-	-	-	9.050	-	-	-	8.985	-	-	-	-
07-Mar-11	-	-	-	8.910	-	-	-	8.855	-	-	-	-
08-Mar-11	-	-	-	8.925	-	-	-	8.865	-	-	-	-
09-Mar-11	-	-	-	8.900	-	-	-	8.840	-	-	-	-
10-Mar-11	-	-	-	8.640	-	-	-	8.600	-	-	-	-
11-Mar-11	-	-	-	8.810	-	-	-	8.810	-	-	-	-
14-Mar-11	-	-	-	8.820	-	-	-	8.745	-	-	-	-
15-Mar-11	-	-	-	8.460	-	-	-	8.420	-	-	-	-
16-Mar-11	-	-	-	8.565	-	-	-	8.520	-	-	-	8.505
17-Mar-11	-	-	-	8.555	-	-	-	8.515	-	-	-	8.395
18-Mar-11	-	-	-	8.590	-	-	-	8.540	-	-	-	8.500
21-Mar-11	-	-	-	8.535	-	-	-	8.520	-	-	-	8.480
22-Mar-11	-	-	-	8.460	-	-	-	8.425	-	-	-	8.375
23-Mar-11	-	-	-	8.525	-	-	-	8.500	-	-	-	8.475
24-Mar-11	-	-	-	8.400	-	-	-	8.400	-	-	-	8.360
25-Mar-11	-	-	-	7.870	-	-	-	7.855	-	-	-	7.855
28-Mar-11	-	-	-	7.940	-	-	-	7.925	-	-	-	7.915
29-Mar-11	-	-	-	8.070	-	-	-	8.040	-	-	-	8.050
30-Mar-11	-	-	-	8.000	-	-	-	7.975	-	-	-	7.955
31-Mar-11	-	-	-	7.925	-	-	-	7.895	-	-	-	7.870
Tertinggi High	-				-				-			
Terendah Low	-				-				-			
Rata-Rata Average	8.570				8.530				8.228			

Olein (OLE10)
Bursa Berjangka Jakarta (BBJ)

Maret / March '11

Tanggal	Maret / March '11				April / April '11				Mei / May '11				Juni / June '11			
	Pembukaan Open (Rp/Kg)	Tertinggi High (Rp/Kg)	Terendah Low (Rp/Kg)	Penutupan Settlement (Rp/Kg)	Pembukaan Open (Rp/Kg)	Tertinggi High (Rp/Kg)	Terendah Low (Rp/Kg)	Penutupan Settlement (Rp/Kg)	Pembukaan Open (Rp/Kg)	Tertinggi High (Rp/Kg)	Terendah Low (Rp/Kg)	Penutupan Settlement (Rp/Kg)	Pembukaan Open (Rp/Kg)	Tertinggi High (Rp/Kg)	Terendah Low (Rp/Kg)	Penutupan Settlement (Rp/Kg)
01-Mar-11	-	-	-	9.280	-	-	-	9.195	-	-	-	9.160	-	-	-	9.070
02-Mar-11	-	-	-	9.320	-	-	-	9.230	-	-	-	9.165	-	-	-	9.140
03-Mar-11	-	-	-	9.330	-	-	-	9.250	-	-	-	9.170	-	-	-	9.100
04-Mar-11	-	-	-	9.340	-	-	-	9.265	-	-	-	8.935	-	-	-	9.110
07-Mar-11	-	-	-	9.210	-	-	-	9.160	-	-	-	9.050	-	-	-	8.975
08-Mar-11	-	-	-	9.300	-	-	-	9.250	-	-	-	9.035	-	-	-	8.960
09-Mar-11	-	-	-	9.170	-	-	-	9.120	-	-	-	9.005	-	-	-	8.935
10-Mar-11	-	-	-	8.920	-	-	-	8.860	9.000	9.025	9.000	8.775	-	-	-	8.705
11-Mar-11	-	-	-	8.760	-	-	-	8.655	8.750	8.780	8.730	8.915	-	-	-	8.865
14-Mar-11	-	-	-	8.310	-	-	-	8.340	8.905	8.905	8.890	8.895	-	-	-	8.850
15-Mar-11	-	-	-	8.310	-	-	-	8.630	8.895	8.915	8.870	8.520	-	-	-	8.505
16-Mar-11	-	-	-	-	-	-	-	8.230	8.510	8.580	8.445	8.660	-	-	-	8.605
17-Mar-11	-	-	-	-	-	-	-	8.200	-	-	-	8.125	-	-	-	8.590
18-Mar-11	-	-	-	-	-	-	-	8.300	-	-	-	8.240	-	-	-	8.635
21-Mar-11	-	-	-	-	-	-	-	8.505	-	-	-	8.440	-	-	-	8.580
22-Mar-11	-	-	-	-	-	-	-	8.400	-	-	-	8.335	-	-	-	8.500
23-Mar-11	-	-	-	-	-	-	-	8.310	-	-	-	8.260	-	-	-	8.535
24-Mar-11	-	-	-	-	-	-	-	8.200	-	-	-	8.115	-	-	-	8.440
25-Mar-11	-	-	-	-	-	-	-	8.050	-	-	-	7.970	-	-	-	7.905
28-Mar-11	-	-	-	-	-	-	-	8.050	-	-	-	7.965	-	-	-	7.965
29-Mar-11	-	-	-	-	-	-	-	8.065	-	-	-	7.965	-	-	-	8.100
30-Mar-11	-	-	-	-	-	-	-	8.050	-	-	-	7.980	-	-	-	8.040
31-Mar-11	-	-	-	-	-	-	-	8.100	-	-	-	8.020	-	-	-	7.960
Tertinggi High	-	-	-	-	-	-	-	-	-	(10)	9.025	-	-	-	-	-
Terendah Low	-	-	-	-	-	-	-	-	-	(16)	8.445	-	-	-	-	-
Rata-Rata Average	-	9.023	-	-	-	8.583	-	-	-	8.552	-	-	-	8.612	-	-

Sambungan / Continued

Maret / March '11

Tanggal	Juli / July '11				Agustus / August '11				September / Sept '11			
	Pembukaan Open (Rp/Kg)	Tertinggi High (Rp/Kg)	Terendah Low (Rp/Kg)	Penutupan Settlement (Rp/Kg)	Pembukaan Open (Rp/Kg)	Tertinggi High (Rp/Kg)	Terendah Low (Rp/Kg)	Penutupan Settlement (Rp/Kg)	Pembukaan Open (Rp/Kg)	Tertinggi High (Rp/Kg)	Terendah Low (Rp/Kg)	Penutupan Settlement (Rp/Kg)
01-Mar-11	-	-	-	9.025	-	-	-	9.025	-	-	-	-
02-Mar-11	-	-	-	9.100	-	-	-	8.995	-	-	-	-
03-Mar-11	-	-	-	9.045	-	-	-	8.945	-	-	-	-
04-Mar-11	-	-	-	9.050	-	-	-	8.985	-	-	-	-
07-Mar-11	-	-	-	8.910	-	-	-	8.855	-	-	-	-
08-Mar-11	-	-	-	8.925	-	-	-	8.865	-	-	-	-
09-Mar-11	-	-	-	8.900	-	-	-	8.840	-	-	-	-
10-Mar-11	-	-	-	8.640	-	-	-	8.600	-	-	-	-
11-Mar-11	-	-	-	8.810	-	-	-	8.810	-	-	-	-
14-Mar-11	-	-	-	8.820	-	-	-	8.745	-	-	-	-
15-Mar-11	-	-	-	8.460	-	-	-	8.420	-	-	-	-
16-Mar-11	-	-	-	8.565	-	-	-	8.520	-	-	-	8.505
17-Mar-11	-	-	-	8.555	-	-	-	8.515	-	-	-	8.395
18-Mar-11	-	-	-	8.590	-	-	-	8.540	-	-	-	8.500
21-Mar-11	-	-	-	8.535	-	-	-	8.520	-	-	-	8.480
22-Mar-11	-	-	-	8.460	-	-	-	8.425	-	-	-	8.375
23-Mar-11	-	-	-	8.525	-	-	-	8.500	-	-	-	8.475
24-Mar-11	-	-	-	8.400	-	-	-	8.400	-	-	-	8.360
25-Mar-11	-	-	-	7.870	-	-	-	7.855	-	-	-	7.855
28-Mar-11	-	-	-	7.940	-	-	-	7.925	-	-	-	7.915
29-Mar-11	-	-	-	8.070	-	-	-	8.040	-	-	-	8.050
30-Mar-11	-	-	-	8.000	-	-	-	7.975	-	-	-	7.955
31-Mar-11	-	-	-	7.925	-	-	-	7.895	-	-	-	7.870
Tertinggi High	-	-	-	-	-	-	-	-	-	-	-	-
Terendah Low	-	-	-	-	-	-	-	-	-	-	-	-
Rata-Rata Average	-	8.570	-	-	-	8.530	-	-	-	8.228	-	-

Crude Palm Oil (CPOTR)
Bursa Komoditi dan Derivatif Indonesia (BKDI)

Maret / March '11

Tanggal / Date	Maret / March '11				April / April '11				Mei / May '11			
	Pembukaan Open (Rp/Kg)	Tertinggi High (Rp/Kg)	Terendah Low (Rp/Kg)	Penutupan Settlement (Rp/Kg)	Pembukaan Open (Rp/Kg)	Tertinggi High (Rp/Kg)	Terendah Low (Rp/Kg)	Penutupan Settlement (Rp/Kg)	Pembukaan Open (Rp/Kg)	Tertinggi High (Rp/Kg)	Terendah Low (Rp/Kg)	Penutupan Settlement (Rp/Kg)
01-Mar-11	-	-	-	10.520	10.280	10.495	10.245	10.415	10.085	10.355	10.065	10.340
02-Mar-11	-	-	-	10.630	10.370	10.615	10.355	10.505	10.360	10.590	10.210	10.445
03-Mar-11	-	-	-	10.690	10.710	10.710	10.535	10.590	10.565	10.645	10.385	10.485
04-Mar-11	-	-	-	10.620	10.675	10.745	10.670	10.735	10.495	10.675	10.495	10.670
07-Mar-11	-	-	-	10.995	10.835	10.885	10.835	10.865	10.670	10.785	10.670	10.775
08-Mar-11	-	-	-	10.675	10.865	10.865	10.540	10.560	10.650	10.690	10.425	10.470
09-Mar-11	-	-	-	10.485	10.585	10.585	10.485	10.545	10.475	10.565	10.355	10.445
10-Mar-11	-	-	-	10.195	10.315	10.315	10.120	10.165	10.275	10.290	10.050	10.055
11-Mar-11	-	-	-	10.005	10.210	10.225	9.910	9.910	10.085	10.180	9.785	9.820
14-Mar-11	-	-	-	9.795	9.745	9.840	9.720	9.760	9.760	9.775	9.550	9.660
15-Mar-11	-	-	-	10.070	9.670	9.980	9.670	9.870	9.470	9.985	9.470	9.820
16-Mar-11	9.730	9.895	9.725	9.755	9.695	9.830	9.565	9.625	9.515	9.735	9.465	9.635
17-Mar-11	9.815	9.940	9.815	9.760	9.770	9.885	9.700	9.650	9.635	9.770	9.590	9.650
18-Mar-11	-	-	-	-	10.020	10.195	10.020	10.130	9.860	10.125	9.880	10.035
21-Mar-11	-	-	-	-	10.205	10.225	10.145	10.055	10.240	10.240	10.010	9.995
22-Mar-11	-	-	-	-	10.025	10.045	9.765	9.810	9.965	10.000	9.705	9.725
23-Mar-11	-	-	-	-	9.905	9.915	9.890	9.730	9.800	9.880	9.690	9.675
24-Mar-11	-	-	-	-	-	-	-	9.565	9.620	9.650	9.330	9.530
25-Mar-11	-	-	-	-	-	-	-	9.715	9.710	9.730	9.565	9.585
28-Mar-11	-	-	-	-	-	-	-	9.650	9.620	9.680	9.590	9.590
29-Mar-11	-	-	-	-	-	-	-	9.605	9.505	9.600	9.490	9.525
30-Mar-11	-	-	-	-	-	-	-	9.745	9.685	9.725	9.625	9.685
31-Mar-11	-	-	-	-	-	-	-	9.750	9.740	9.775	9.720	9.650
Tertinggi High		(17)	9.940			(7)	10.885			(7)	10.785	
Terendah Low		(16)	9.725			(16)	9.565			(24)	9.330	
Rata-Rata Average			10.323				10.041				9.968	

Sambungan / Continued

Maret / March '11

Tanggal / Date	Juni / June '11				Juli / July '11				Agustus / August '11			
	Pembukaan Open (Rp/Kg)	Tertinggi High (Rp/Kg)	Terendah Low (Rp/Kg)	Penutupan Settlement (Rp/Kg)	Pembukaan Open (Rp/Kg)	Tertinggi High (Rp/Kg)	Terendah Low (Rp/Kg)	Penutupan Settlement (Rp/Kg)	Pembukaan Open (Rp/Kg)	Tertinggi High (Rp/Kg)	Terendah Low (Rp/Kg)	Penutupan Settlement (Rp/Kg)
01-Mar-11	9.970	10.260	9.945	10.210	-	-	-	10.210	-	-	-	10.210
02-Mar-11	10.245	10.445	10.125	10.345	-	-	-	10.345	-	-	-	10.345
03-Mar-11	10.410	10.495	10.300	10.450	-	-	-	10.450	-	-	-	10.450
04-Mar-11	10.335	10.540	10.330	10.510	-	-	-	10.510	-	-	-	10.510
07-Mar-11	10.595	10.635	10.535	10.610	-	-	-	10.610	-	-	-	10.610
08-Mar-11	11.470	11.500	10.270	10.325	-	-	-	10.325	-	-	-	10.325
09-Mar-11	10.320	10.425	10.220	10.305	-	-	-	10.305	-	-	-	10.305
10-Mar-11	10.180	10.180	9.895	9.980	-	-	-	9.980	-	-	-	9.980
11-Mar-11	9.860	10.035	9.750	9.780	-	-	-	9.780	-	-	-	9.780
14-Mar-11	10.025	10.025	9.435	9.580	-	-	-	9.580	-	-	-	9.580
15-Mar-11	9.500	9.835	9.395	9.765	-	-	-	9.765	-	-	-	9.765
16-Mar-11	-	-	-	9.635	-	-	-	9.635	-	-	-	9.635
17-Mar-11	9.535	9.645	9.470	9.590	-	-	-	9.590	-	-	-	9.590
18-Mar-11	9.815	9.975	9.480	9.975	9.815	9.930	9.740	9.900	-	-	-	9.900
21-Mar-11	10.100	10.100	9.895	9.935	10.040	10.040	9.840	9.820	-	-	-	9.820
22-Mar-11	9.865	9.880	9.545	9.640	9.775	9.815	9.510	9.555	-	-	-	9.555
23-Mar-11	9.685	9.765	9.595	9.600	9.580	9.725	9.545	9.550	-	-	-	9.550
24-Mar-11	9.500	9.500	9.195	9.475	9.480	9.480	9.130	9.360	-	-	-	9.360
25-Mar-11	9.595	9.650	9.335	9.545	9.555	9.615	9.300	9.420	-	-	-	9.420
28-Mar-11	9.565	9.585	9.420	9.515	9.515	9.570	9.405	9.460	-	-	-	9.460
29-Mar-11	9.405	9.540	9.340	9.430	9.345	9.520	9.325	9.400	-	-	-	9.400
30-Mar-11	9.460	9.630	9.460	9.605	9.520	9.590	9.445	9.560	-	-	-	9.560
31-Mar-11	9.610	9.705	9.525	9.610	9.540	9.660	9.500	9.570	-	-	-	9.570
Tertinggi High		(8)	11.500			(21)	10.040			-	-	
Terendah Low		(24)	9.195			(24)	9.130			-	-	
Rata-Rata Average			9.888				9.856				9.856	

Tanggal / Date	September / September '11				Oktober / October '11				Nopember / November '11			
	Pembukaan Open (Rp/Kg)	Tertinggi High (Rp/Kg)	Terendah Low (Rp/Kg)	Penutupan Settlement (Rp/Kg)	Pembukaan Open (Rp/Kg)	Tertinggi High (Rp/Kg)	Terendah Low (Rp/Kg)	Penutupan Settlement (Rp/Kg)	Pembukaan Open (Rp/Kg)	Tertinggi High (Rp/Kg)	Terendah Low (Rp/Kg)	Penutupan Settlement (Rp/Kg)
01-Mar-11	-	-	-	10.210	-	-	-	10.210	-	-	-	10.210
02-Mar-11	-	-	-	10.345	-	-	-	10.345	-	-	-	10.345
03-Mar-11	-	-	-	10.450	-	-	-	10.450	-	-	-	10.450
04-Mar-11	-	-	-	10.510	-	-	-	10.510	-	-	-	10.510
07-Mar-11	-	-	-	10.610	-	-	-	10.610	-	-	-	10.610
08-Mar-11	-	-	-	10.325	-	-	-	10.325	-	-	-	10.325
09-Mar-11	-	-	-	10.305	-	-	-	10.305	-	-	-	10.305
10-Mar-11	-	-	-	9.980	-	-	-	9.980	-	-	-	9.980
11-Mar-11	-	-	-	9.780	-	-	-	9.780	-	-	-	9.780
14-Mar-11	-	-	-	9.580	-	-	-	9.580	-	-	-	9.580
15-Mar-11	-	-	-	9.780	-	-	-	9.780	-	-	-	9.780
16-Mar-11	-	-	-	9.635	-	-	-	9.635	-	-	-	9.635
17-Mar-11	-	-	-	9.590	-	-	-	9.590	-	-	-	9.590
18-Mar-11	-	-	-	9.900	-	-	-	9.900	-	-	-	9.900
21-Mar-11	-	-	-	9.820	-	-	-	9.820	-	-	-	9.820
22-Mar-11	-	-	-	9.555	-	-	-	9.555	-	-	-	9.555
23-Mar-11	-	-	-	9.550	-	-	-	9.550	-	-	-	9.550
24-Mar-11	-	-	-	9.360	-	-	-	9.360	-	-	-	9.360
25-Mar-11	-	-	-	9.420	-	-	-	9.420	-	-	-	9.420
28-Mar-11	-	-	-	9.460	-	-	-	9.460	-	-	-	9.460
29-Mar-11	-	-	-	9.400	-	-	-	9.400	-	-	-	9.400
30-Mar-11	-	-	-	9.560	-	-	-	9.560	-	-	-	9.560
31-Mar-11	-	-	-	9.570	-	-	-	9.570	-	-	-	9.570
Tertinggi High	-	-	-	-	-	-	-	-	-	-	-	-
Terendah Low	-	-	-	-	-	-	-	-	-	-	-	-
Rata-Rata Average	-	9.856	-	-	-	9.856	-	-	-	9.856	-	-

Tanggal / Date	Desember / December '11				Januari / January '12				Pebruari / February '12			
	Pembukaan Open (Rp/Kg)	Tertinggi High (Rp/Kg)	Terendah Low (Rp/Kg)	Penutupan Settlement (Rp/Kg)	Pembukaan Open (Rp/Kg)	Tertinggi High (Rp/Kg)	Terendah Low (Rp/Kg)	Penutupan Settlement (Rp/Kg)	Pembukaan Open (Rp/Kg)	Tertinggi High (Rp/Kg)	Terendah Low (Rp/Kg)	Penutupan Settlement (Rp/Kg)
01-Mar-11	-	-	-	10.210	-	-	-	10.210	-	-	-	10.210
02-Mar-11	-	-	-	10.345	-	-	-	10.345	-	-	-	10.345
03-Mar-11	-	-	-	10.450	-	-	-	10.450	-	-	-	10.450
04-Mar-11	-	-	-	10.510	-	-	-	10.510	-	-	-	10.510
07-Mar-11	-	-	-	10.610	-	-	-	10.610	-	-	-	10.610
08-Mar-11	-	-	-	10.325	-	-	-	10.325	-	-	-	10.325
09-Mar-11	-	-	-	10.305	-	-	-	10.305	-	-	-	10.305
10-Mar-11	-	-	-	9.980	-	-	-	9.980	-	-	-	9.980
11-Mar-11	-	-	-	9.780	-	-	-	9.780	-	-	-	9.780
14-Mar-11	-	-	-	9.580	-	-	-	9.580	-	-	-	9.580
15-Mar-11	-	-	-	9.780	-	-	-	9.780	-	-	-	9.780
16-Mar-11	-	-	-	9.635	-	-	-	9.635	-	-	-	9.635
17-Mar-11	-	-	-	9.590	-	-	-	9.590	-	-	-	9.590
18-Mar-11	-	-	-	9.900	-	-	-	9.900	-	-	-	9.900
21-Mar-11	-	-	-	9.820	-	-	-	9.820	-	-	-	9.820
22-Mar-11	-	-	-	9.555	-	-	-	9.555	-	-	-	9.555
23-Mar-11	-	-	-	9.550	-	-	-	9.550	-	-	-	9.550
24-Mar-11	-	-	-	9.360	-	-	-	9.360	-	-	-	9.360
25-Mar-11	-	-	-	9.420	-	-	-	9.420	-	-	-	9.420
28-Mar-11	-	-	-	9.460	-	-	-	9.460	-	-	-	9.460
29-Mar-11	-	-	-	9.400	-	-	-	9.400	-	-	-	9.400
30-Mar-11	-	-	-	9.560	-	-	-	9.560	-	-	-	9.560
31-Mar-11	-	-	-	9.570	-	-	-	9.570	-	-	-	9.570
Tertinggi High	-	-	-	-	-	-	-	-	-	-	-	-
Terendah Low	-	-	-	-	-	-	-	-	-	-	-	-
Rata-Rata Average	-	9.856	-	-	-	9.856	-	-	-	9.856	-	-

Emas / Gold (GOL)

Bursa Berjangka Jakarta (BBJ)

Maret / March '11

Bulan Tgl Date	Maret / March '11				April / April '11				Mei / May '11				Juni / June '11			
	Pembukaan Open (Rp/gram)	Tertinggi High (Rp/gram)	Terendah Low (Rp/gram)	Penutupan Settlement (Rp/gram)	Pembukaan Open (Rp/gram)	Tertinggi High (Rp/gram)	Terendah Low (Rp/gram)	Penutupan Settlement (Rp/gram)	Pembukaan Open (Rp/gram)	Tertinggi High (Rp/gram)	Terendah Low (Rp/gram)	Penutupan Settlement (Rp/gram)	Pembukaan Open (Rp/gram)	Tertinggi High (Rp/gram)	Terendah Low (Rp/gram)	Penutupan Settlement (Rp/gram)
01-Mar-11	399.250	399.250	399.250	399.250	400.250	400.250	400.250	400.250	401.250	401.250	401.250	401.250	-	-	-	-
02-Mar-11	403.750	403.900	403.300	403.900	404.750	404.750	404.250	404.250	405.750	405.750	405.750	405.750	-	-	-	-
03-Mar-11	404.250	404.300	403.850	404.300	405.250	405.250	405.250	405.250	406.250	406.250	406.250	406.250	-	-	-	-
04-Mar-11	400.250	400.350	399.950	400.300	401.250	401.250	401.250	401.250	402.250	402.250	402.250	402.250	-	-	-	-
07-Mar-11	404.500	404.500	404.500	404.500	405.500	405.500	405.500	405.500	406.500	406.500	406.500	406.500	-	-	-	-
08-Mar-11	403.000	403.600	402.700	403.600	404.000	404.500	404.000	404.500	405.000	405.000	405.000	405.000	-	-	-	-
09-Mar-11	402.250	402.250	402.250	402.250	403.250	403.250	403.250	403.250	404.250	404.250	404.250	404.250	-	-	-	-
10-Mar-11	402.000	402.000	402.000	402.000	405.500	405.500	405.500	405.500	404.000	404.000	404.000	404.000	-	-	-	-
11-Mar-11	400.250	400.250	400.250	400.250	401.250	401.250	401.250	401.250	402.250	402.250	402.250	401.750	-	-	-	-
14-Mar-11	401.500	401.500	401.500	401.500	402.500	402.500	402.500	402.500	403.500	403.500	403.500	403.500	-	-	-	-
15-Mar-11	402.100	402.300	401.800	402.300	402.500	402.800	402.500	402.800	402.750	402.750	402.750	402.750	-	-	-	-
16-Mar-11	396.500	396.500	396.500	396.500	397.500	397.500	397.500	397.500	398.500	399.000	398.500	399.000	-	-	-	-
17-Mar-11	396.500	397.600	396.500	397.600	396.500	396.500	396.500	396.500	397.500	397.500	397.500	397.500	-	-	-	-
18-Mar-11	398.250	398.500	397.800	398.300	399.250	399.250	399.250	399.250	400.250	400.750	400.250	400.750	-	-	-	-
21-Mar-11	398.300	400.750	398.300	400.750	402.250	402.250	402.250	402.250	403.250	403.250	402.750	402.750	-	-	-	-
22-Mar-11	400.750	401.400	399.800	400.300	401.000	401.000	401.000	401.000	402.000	402.000	402.000	402.000	-	-	-	-
23-Mar-11	400.000	401.000	400.000	401.000	401.000	401.000	401.000	401.000	402.000	402.000	402.000	402.000	-	-	-	-
24-Mar-11	401.000	401.400	401.000	401.400	400.500	402.500	400.500	402.500	404.000	404.000	404.000	404.000	-	-	-	-
25-Mar-11	400.250	400.250	400.250	400.250	401.250	401.250	401.250	401.250	402.250	402.250	402.250	402.250	-	-	-	-
28-Mar-11	400.000	400.000	400.000	400.000	401.000	401.000	401.000	401.000	402.000	402.000	402.000	402.000	-	-	-	-
29-Mar-11	-	-	-	-	397.750	397.750	397.750	397.750	398.750	398.750	398.750	398.750	399.750	399.750	399.750	399.750
30-Mar-11	-	-	-	-	398.000	398.000	398.000	398.000	399.000	399.000	399.000	399.000	400.000	400.000	400.000	400.000
31-Mar-11	-	-	-	-	399.250	399.250	399.250	399.250	400.250	400.250	400.250	400.250	401.250	401.250	401.250	401.250
Tertinggi High		(7)	404.500			(10)	405.500			(7)	406.500			(31)	401.250	
Terendah Low		(17)	396.500			(17)	396.500			(17)	397.500			(29)	399.750	
Rata-Rata Average			401.013				401.459				402.326				400.333	

Emas / Gold (GOL250)

Bursa Berjangka Jakarta (BBJ)

Maret / March '11

Bulan Tgl Date	Maret / March '11				April / April '11				Mei / May '11				Juni / June '11			
	Pembukaan Open (Rp/gram)	Tertinggi High (Rp/gram)	Terendah Low (Rp/gram)	Penutupan Settlement (Rp/gram)	Pembukaan Open (Rp/gram)	Tertinggi High (Rp/gram)	Terendah Low (Rp/gram)	Penutupan Settlement (Rp/gram)	Pembukaan Open (Rp/gram)	Tertinggi High (Rp/gram)	Terendah Low (Rp/gram)	Penutupan Settlement (Rp/gram)	Pembukaan Open (Rp/gram)	Tertinggi High (Rp/gram)	Terendah Low (Rp/gram)	Penutupan Settlement (Rp/gram)
01-Mar-11	399.300	401.300	399.300	399.250	400.300	402.300	400.300	400.250	401.300	403.300	401.300	401.250	-	-	-	-
02-Mar-11	399.250	401.250	399.250	403.900	400.250	402.250	400.250	404.250	401.250	403.250	401.250	401.250	-	-	-	-
03-Mar-11	405.000	408.900	403.900	404.300	409.250	409.250	404.250	405.250	410.750	410.750	405.750	406.250	-	-	-	-
04-Mar-11	401.100	406.100	400.500	400.300	402.100	407.500	402.100	401.250	403.100	408.100	403.100	402.250	-	-	-	-
07-Mar-11	404.800	404.800	401.300	404.500	402.250	405.750	402.250	405.500	403.250	404.250	403.250	406.500	-	-	-	-
08-Mar-11	404.000	404.000	403.000	403.600	405.000	405.000	404.000	404.500	406.000	406.000	405.000	405.000	-	-	-	-
09-Mar-11	403.000	404.000	402.000	402.250	403.500	405.500	403.300	403.250	404.000	406.000	404.000	404.250	-	-	-	-
10-Mar-11	402.700	402.700	402.700	402.000	403.500	404.500	402.500	405.500	403.250	405.700	403.250	404.000	-	-	-	-
11-Mar-11	400.000	400.300	400.000	400.250	405.700	405.700	401.000	401.250	403.000	405.000	403.000	401.750	-	-	-	-
14-Mar-11	-	-	-	401.500	401.500	404.000	401.500	402.500	403.000	405.000	403.000	403.500	-	-	-	-
15-Mar-11	-	-	-	402.300	401.100	402.800	401.100	402.800	401.800	403.300	401.800	402.750	-	-	-	-
16-Mar-11	-	-	-	396.500	402.900	402.900	402.300	397.500	397.800	402.500	397.800	399.000	-	-	-	-
17-Mar-11	-	-	-	397.600	-	-	-	396.500	397.000	397.500	395.000	397.500	-	-	-	-
18-Mar-11	-	-	-	398.300	399.850	399.850	394.000	399.250	399.700	401.400	395.000	400.750	-	-	-	-
21-Mar-11	-	-	-	400.750	400.000	402.000	400.000	402.250	403.300	404.000	401.000	402.750	-	-	-	-
22-Mar-11	-	-	-	400.300	401.300	401.400	401.300	401.000	402.300	402.300	400.000	402.000	-	-	-	-
23-Mar-11	-	-	-	401.000	402.000	404.000	402.000	401.000	402.000	405.000	400.500	402.000	-	-	-	-
24-Mar-11	401.000	401.500	401.000	401.400	400.800	403.500	400.800	402.500	404.000	404.500	402.500	404.000	-	-	-	-
25-Mar-11	-	-	-	400.250	402.800	403.000	402.800	401.250	402.500	404.750	402.500	402.250	-	-	-	-
28-Mar-11	-	-	-	400.000	402.250	404.250	402.250	401.000	403.250	405.250	402.600	402.000	-	-	-	-
29-Mar-11	-	-	-	-	401.000	401.500	401.000	397.750	398.600	403.450	398.600	398.750	399.300	400.300	399.300	399.750
30-Mar-11	-	-	-	-	397.500	398.000	397.500	398.000	397.000	400.150	397.000	399.000	401.000	401.000	401.000	400.000
31-Mar-11	-	-	-	-	-	-	-	399.250	400.300	400.300	397.850	400.250	-	-	-	401.250
Tertinggi High		(3)	408.900			(3)	409.250			(3)	410.750			(30)	401.000	
Terendah Low		(2)	399.250			(18)	394.000			(18)	395.000			(29)	399.300	
Rata-Rata Average			401.013				401.459				402.326				400.333	

Emas / Gold (GOLDGR)

Bursa Komoditi dan Derivatif Indonesia

Maret / March '11

Tgl Date	Bulan Month	Maret / March '11				April / April '11				Mei / May '11				Juni / June '11			
		Pembukaan Open (Rp/gram)	Tertinggi High (Rp/gram)	Terendah Low (Rp/gram)	Penutupan Settlement (Rp/gram)	Pembukaan Open (Rp/gram)	Tertinggi High (Rp/gram)	Terendah Low (Rp/gram)	Penutupan Settlement (Rp/gram)	Pembukaan Open (Rp/gram)	Tertinggi High (Rp/gram)	Terendah Low (Rp/gram)	Penutupan Settlement (Rp/gram)	Pembukaan Open (Rp/gram)	Tertinggi High (Rp/gram)	Terendah Low (Rp/gram)	Penutupan Settlement (Rp/gram)
01-Mar-11		-	-	-	408.200	409.700	410.300	409.700	411.400	-	-	-	414.600	406.100	410.300	406.100	411.800
02-Mar-11		411.300	411.300	411.300	411.300	410.300	410.500	410.300	413.000	411.000	411.000	411.000	413.200	411.300	411.300	411.300	413.400
03-Mar-11		-	-	-	405.500	-	-	-	406.600	-	-	-	406.700	412.500	412.500	406.000	406.500
04-Mar-11		405.900	405.900	405.800	405.800	406.900	406.900	406.900	408.800	-	-	-	409.500	405.700	408.400	405.700	409.200
07-Mar-11		407.100	407.100	407.100	407.100	410.900	410.900	410.900	410.500	411.500	412.500	411.100	410.800	411.700	412.000	411.500	411.000
08-Mar-11		409.500	409.500	409.500	409.500	409.000	409.000	409.000	409.000	409.900	412.400	408.700	409.500	410.500	410.500	409.200	409.700
09-Mar-11		409.500	409.500	409.500	408.500	-	-	-	408.700	408.200	410.400	407.500	408.900	409.100	410.300	407.700	409.300
10-Mar-11		-	-	-	400.200	-	-	-	400.900	408.600	408.600	401.600	401.600	409.000	409.000	402.000	402.300
11-Mar-11		-	-	-	404.500	-	-	-	404.100	404.500	404.500	404.500	404.500	404.900	405.000	402.000	404.400
14-Mar-11		-	-	-	405.000	-	-	-	405.500	-	-	-	406.000	407.800	407.800	407.800	406.500
15-Mar-11		-	-	-	398.400	-	-	-	398.500	-	-	-	398.600	405.100	405.100	402.500	398.700
16-Mar-11		-	-	-	398.400	-	-	-	398.800	-	-	-	399.200	400.500	400.500	400.200	399.600
17-Mar-11		-	-	-	399.800	-	-	-	400.200	-	-	-	400.600	-	-	-	401.000
18-Mar-11		-	-	-	402.900	-	-	-	403.600	-	-	-	404.300	405.000	405.000	405.000	405.000
21-Mar-11		407.500	407.500	407.500	407.500	-	-	-	404.400	405.000	406.400	404.800	404.900	406.300	407.200	406.000	405.900
22-Mar-11		402.900	402.900	402.900	403.100	401.000	401.000	401.000	403.700	-	-	-	404.300	405.700	405.700	405.700	404.900
23-Mar-11		-	-	-	406.600	-	-	-	407.200	407.800	407.800	407.800	407.800	-	-	-	407.900
24-Mar-11		-	-	-	397.000	-	-	-	404.500	-	-	-	405.100	408.600	408.600	408.600	405.700
25-Mar-11		-	-	-	404.300	-	-	-	404.600	-	-	-	404.900	-	-	-	405.200
28-Mar-11		-	-	-	397.400	400.000	400.000	400.000	400.000	-	-	-	402.600	-	-	-	403.000
29-Mar-11		396.500	397.300	396.100	396.600	-	-	-	401.600	402.200	402.200	402.100	402.200	402.800	402.800	402.800	402.800
30-Mar-11		395.000	396.500	393.000	396.500	-	-	-	410.000	-	-	-	403.500	-	-	-	404.200
31-Mar-11		397.000	397.500	395.300	395.900	400.500	401.700	399.000	399.000	404.100	405.500	404.100	406.000	407.000	407.000	407.000	406.600
Tertinggi High		(2)	411.300			(7)	410.900			(7)	412.500			(3)	412.500		
Terendah Low		(30)	393.000			(31)	399.000			(10)	401.600			(16)	400.200		
Rata-Rata Average			403.043				404.983				405.622				405.852		

Sambungan / Continued

Maret / March '11

Tanggal Date	Bulan Penyerahan / Delivery Months	Juli / July '11				Agustus / August '11				September / September '11				Oktober / October '11			
		Pembukaan Open (Rp/gram)	Tertinggi High (Rp/gram)	Terendah Low (Rp/gram)	Penutupan Settlement (Rp/gram)	Pembukaan Open (Rp/gram)	Tertinggi High (Rp/gram)	Terendah Low (Rp/gram)	Penutupan Settlement (Rp/gram)	Pembukaan Open (Rp/gram)	Tertinggi High (Rp/gram)	Terendah Low (Rp/gram)	Penutupan Settlement (Rp/gram)	Pembukaan Open (Rp/gram)	Tertinggi High (Rp/gram)	Terendah Low (Rp/gram)	Penutupan Settlement (Rp/gram)
01-Mar-11		405.900	406.000	405.900	406.000	-	-	-	406.000	-	-	-	406.000	-	-	-	406.000
02-Mar-11		411.200	411.300	411.200	411.300	-	-	-	411.300	-	-	-	411.300	-	-	-	411.300
03-Mar-11		411.700	411.700	411.700	411.700	-	-	-	411.700	-	-	-	411.700	-	-	-	411.700
04-Mar-11		-	-	-	408.900	-	-	-	408.600	-	-	-	408.600	-	-	-	408.600
07-Mar-11		-	-	-	411.200	-	-	-	411.400	-	-	-	411.400	-	-	-	411.400
08-Mar-11		-	-	-	409.900	-	-	-	410.100	-	-	-	410.100	-	-	-	410.100
09-Mar-11		-	-	-	409.700	-	-	-	410.100	-	-	-	410.100	-	-	-	410.100
10-Mar-11		-	-	-	403.000	-	-	-	403.000	-	-	-	403.000	-	-	-	403.000
11-Mar-11		404.200	404.500	404.200	404.500	-	-	-	404.600	-	-	-	404.600	-	-	-	404.600
14-Mar-11		406.800	407.000	406.600	407.000	406.500	406.900	406.500	406.900	-	-	-	406.800	-	-	-	406.800
15-Mar-11		406.600	406.600	398.800	398.800	-	-	-	398.900	-	-	-	398.900	-	-	-	398.900
16-Mar-11		399.200	400.700	399.000	400.100	-	-	-	400.600	-	-	-	400.600	-	-	-	400.600
17-Mar-11		-	-	-	401.600	399.400	399.500	399.400	399.500	-	-	-	398.400	-	-	-	398.400
18-Mar-11		403.100	403.100	403.100	403.100	402.000	403.400	402.000	403.400	-	-	-	403.700	-	-	-	403.700
21-Mar-11		405.700	405.900	405.700	405.400	406.900	407.100	406.400	405.900	406.700	406.800	406.700	406.900	-	-	-	406.800
22-Mar-11		403.800	403.800	403.800	404.900	-	-	-	404.900	-	-	-	404.900	-	-	-	404.900
23-Mar-11		406.900	407.500	406.900	407.500	404.900	405.500	404.900	405.100	405.300	405.900	405.300	405.600	-	-	-	405.600
24-Mar-11		-	-	-	406.100	-	-	-	406.500	-	-	-	406.900	-	-	-	406.900
25-Mar-11		405.000	405.000	404.900	405.500	405.500	406.000	405.500	406.000	405.400	405.900	405.200	405.900	-	-	-	405.900
28-Mar-11		402.500	403.900	401.500	403.400	404.700	404.900	404.700	404.900	-	-	-	406.400	-	-	-	406.400
29-Mar-11		402.500	402.900	402.500	402.900	402.000	403.000	402.000	402.700	-	-	-	402.700	-	-	-	402.700
30-Mar-11		403.800	405.900	402.200	404.200	402.500	403.000	400.900	402.000	-	-	-	402.000	-	-	-	402.000
31-Mar-11		404.500	408.400	404.500	407.100	403.500	404.000	402.000	403.000	-	-	-	403.000	-	-	-	403.000
Tertinggi High		(3)	411.700			(21)	407.100			(21)	406.800			-	-	-	-
Terendah Low		(15)	398.800			(17)	399.400			(25)	405.200			-	-	-	-
Rata-Rata Average			405.817				405.526				405.630				405.626		

Tanggal / Date	Nopember / November '11				Desember / December '11				Januari / January '12				Februari / February '12			
	Pembukaan Open (Rp/gram)	Tertinggi High (Rp/gram)	Terendah Low (Rp/gram)	Penutupan Settlement (Rp/gram)	Pembukaan Open (Rp/gram)	Tertinggi High (Rp/gram)	Terendah Low (Rp/gram)	Penutupan Settlement (Rp/gram)	Pembukaan Open (Rp/gram)	Tertinggi High (Rp/gram)	Terendah Low (Rp/gram)	Penutupan Settlement (Rp/gram)	Pembukaan Open (Rp/gram)	Tertinggi High (Rp/gram)	Terendah Low (Rp/gram)	Penutupan Settlement (Rp/gram)
01-Mar-11	-	-	-	406.000	-	-	-	406.000	-	-	-	406.000	-	-	-	406.000
02-Mar-11	-	-	-	411.300	-	-	-	411.300	-	-	-	411.300	-	-	-	411.300
03-Mar-11	-	-	-	411.700	-	-	-	411.700	-	-	-	411.700	-	-	-	411.700
04-Mar-11	-	-	-	408.600	-	-	-	408.600	-	-	-	408.600	-	-	-	408.600
07-Mar-11	-	-	-	411.400	-	-	-	411.400	-	-	-	411.400	-	-	-	411.400
08-Mar-11	-	-	-	410.100	-	-	-	410.100	-	-	-	410.100	-	-	-	410.100
09-Mar-11	-	-	-	410.100	-	-	-	410.100	-	-	-	410.100	-	-	-	410.100
10-Mar-11	-	-	-	403.000	-	-	-	403.000	-	-	-	403.000	-	-	-	403.000
11-Mar-11	-	-	-	404.600	-	-	-	404.600	-	-	-	404.600	-	-	-	404.600
14-Mar-11	-	-	-	406.800	-	-	-	406.800	-	-	-	406.800	-	-	-	406.800
15-Mar-11	-	-	-	398.900	-	-	-	398.900	-	-	-	404.600	-	-	-	404.600
16-Mar-11	-	-	-	400.600	-	-	-	400.600	-	-	-	400.600	-	-	-	400.600
17-Mar-11	-	-	-	398.400	-	-	-	398.400	-	-	-	404.600	-	-	-	404.600
18-Mar-11	-	-	-	403.700	-	-	-	403.700	-	-	-	403.700	-	-	-	403.700
21-Mar-11	-	-	-	406.700	-	-	-	406.700	-	-	-	406.700	-	-	-	406.700
22-Mar-11	-	-	-	404.900	-	-	-	404.900	-	-	-	404.900	-	-	-	404.900
23-Mar-11	-	-	-	405.600	-	-	-	405.600	-	-	-	405.600	-	-	-	405.600
24-Mar-11	-	-	-	406.900	-	-	-	406.900	-	-	-	406.900	-	-	-	406.900
25-Mar-11	-	-	-	408.600	-	-	-	408.600	-	-	-	408.600	-	-	-	408.600
28-Mar-11	-	-	-	406.400	-	-	-	406.400	-	-	-	406.400	-	-	-	406.400
29-Mar-11	-	-	-	402.700	-	-	-	402.700	-	-	-	402.700	-	-	-	402.700
30-Mar-11	-	-	-	402.000	-	-	-	402.000	-	-	-	402.000	-	-	-	402.000
31-Mar-11	-	-	-	403.000	-	-	-	403.000	-	-	-	403.000	-	-	-	403.000
Tertinggi High																
Terendah Low																
Rata-Rata Average	405.739				405.739				406.257				406.257			

Gulir Emas / Rolling Gold (KGE)

Bursa Berjangka Jakarta (BBJ)

Tanggal / Date	Maret / March '11			
	Pembukaan Open (Rp/gram)	Tertinggi High (Rp/gram)	Terendah Low (Rp/gram)	Penutupan Settlement (Rp/gram)
01-Mar-11	-	-	-	400.708
02-Mar-11	-	-	-	405.383
03-Mar-11	-	-	-	405.351
04-Mar-11	-	-	-	400.749
07-Mar-11	-	-	-	406.126
08-Mar-11	-	-	-	405.391
09-Mar-11	-	-	-	404.310
10-Mar-11	-	-	-	402.305
11-Mar-11	-	-	-	397.340
14-Mar-11	-	-	-	400.984
15-Mar-11	-	-	-	396.910
16-Mar-11	-	-	-	395.742
17-Mar-11	-	-	-	395.532
18-Mar-11	-	-	-	399.100
21-Mar-11	-	-	-	400.593
22-Mar-11	-	-	-	399.925
23-Mar-11	-	-	-	401.661
24-Mar-11	-	-	-	403.863
25-Mar-11	-	-	-	401.665
28-Mar-11	-	-	-	396.301
29-Mar-11	-	-	-	395.921
30-Mar-11	-	-	-	397.505
31-Mar-11	-	-	-	399.977
Tertinggi High				
Terendah Low				
Rata-Rata Average	400.580			

Gulir Emas / Rolling Gold (KGEUSD)

Bursa Berjangka Jakarta (BBJ)

Tanggal / Date	Maret / March '11			
	Pembukaan Open (USD/T.Ounce)	Tertinggi High (USD/T.Ounce)	Terendah Low (USD/T.Ounce)	Penutupan Settlement (USD/T.Ounce)
01-Mar-11	-	-	-	1.433.55
02-Mar-11	-	-	-	1.434.35
03-Mar-11	-	-	-	1.415.90
04-Mar-11	-	-	-	1.430.60
07-Mar-11	-	-	-	1.432.10
08-Mar-11	-	-	-	1.428.90
09-Mar-11	1.433.40	1.434.30	1.432.20	1.430.85
10-Mar-11	1.418.40	1.420.10	1.417.50	1.411.80
11-Mar-11	1.410.00	1.412.30	1.409.00	1.417.75
14-Mar-11	-	-	-	1.426.25
15-Mar-11	1.391.40	1.393.60	1.391.40	1.395.60
16-Mar-11	1.403.50	1.404.00	1.401.90	1.398.65
17-Mar-11	1.401.70	1.402.50	1.401.40	1.404.15
18-Mar-11	1.418.20	1.418.50	1.416.90	1.418.60
21-Mar-11	1.427.00	1.432.00	1.426.50	1.427.55
22-Mar-11	1.428.80	1.429.80	1.428.30	1.427.95
23-Mar-11	1.431.50	1.431.90	1.429.90	1.437.70
24-Mar-11	-	-	-	1.430.00
25-Mar-11	-	-	-	1.429.65
28-Mar-11	-	-	-	1.420.10
29-Mar-11	-	-	-	1.418.45
30-Mar-11	-	-	-	1.422.85
31-Mar-11	1.426.00	1.427.90	1.426.00	1.432.40
Tertinggi High	(9) 1.434,30			
Terendah Low	(15) 1.391,40			
Rata-Rata Average	1.422,86			

Gulir Indeks Emas / Rolling Gold Index (KIE)

Bursa Berjangka Jakarta (BBJ)

Tanggal / Date	Maret / March '11			
	Pembukaan Open (Point)	Tertinggi High (Point)	Terendah Low (Point)	Penutupan Settlement (Point)
01-Mar-11	8.820	8.820	8.820	8.814
02-Mar-11	-	-	-	8.812
03-Mar-11	8.805	8.805	8.805	8.807
04-Mar-11	-	-	-	8.791
07-Mar-11	-	-	-	8.787
08-Mar-11	8.790	8.790	8.785	8.789
09-Mar-11	-	-	-	8.785
10-Mar-11	8.790	8.790	8.785	8.783
11-Mar-11	-	-	-	8.777
14-Mar-11	8.815	8.815	8.815	8.764
15-Mar-11	8.775	8.775	8.775	8.778
16-Mar-11	-	-	-	8.776
17-Mar-11	8.765	8.767	8.760	8.782
18-Mar-11	8.790	8.790	8.785	8.774
21-Mar-11	8.780	8.780	8.775	8.726
22-Mar-11	8.740	8.740	8.730	8.724
23-Mar-11	8.700	8.800	8.700	8.721
24-Mar-11	8.720	8.725	8.720	8.718
25-Mar-11	8.725	8.725	8.720	8.714
28-Mar-11	-	-	-	8.713
29-Mar-11	-	-	-	8.722
30-Mar-11	8.712	8.800	8.690	8.716
31-Mar-11	8.705	8.780	8.700	8.708
Tertinggi High	(1) 8.820			
Terendah Low	(30) 8.690			
Rata-Rata Average	8.760			

4. Jumlah dan Volume Transaksi, dan Open Interest Frequency and Volume, and Open Interest

Olein (OLE)
Bursa Berjangka Jakarta (BBJ)

Tanggal (Date)	Bulan (Month)	Maret / March '11		
		Transaksi (kali) Frequency (times)	Volume (lot) Volume (lots)	Open Interest (lots)
1		12	12	2
2		12	42	2
3		8	28	2
4		8	28	2
7		8	8	2
8		16	44	2
9		12	12	2
10		-	-	-
11		16	16	2
14		8	8	2
15		-	-	-
16		16	52	-
17		56	78	-
18		34	46	-
21		36	60	-
22		38	78	-
23		42	76	-
24		58	98	-
25		-	-	-
28		58	80	-
29		79	89	-
30		36	44	-
31		28	28	-
Tertinggi High		(29) 79	(24) 98	(14) 2
Terendah Low		(14) 8	(14) 8	(1) 2
Rata-Rata Average		29	46	2

Olein (OLE10)
Bursa Berjangka Jakarta (BBJ)

Tanggal (Date)	Bulan (Month)	Maret / March '11		
		Transaksi (kali) Frequency (times)	Volume (lot) Volume (lots)	Open Interest (lots)
1		-	-	-
2		-	-	-
3		-	-	-
4		-	-	-
7		-	-	-
8		-	-	-
9		-	-	-
10		4	4	-
11		18	18	-
14		4	4	-
15		16	16	-
16		40	40	-
17		-	-	-
18		-	-	-
21		-	-	-
22		-	-	-
23		-	-	-
24		-	-	-
25		-	-	-
28		-	-	-
29		-	-	-
30		-	-	-
31		-	-	-
Tertinggi High		(16) 40	(16) 40	-
Terendah Low		(14) 4	(14) 4	-
Rata-Rata Average		16	16	-

Crude Palm Oil (CPOTR)
Bursa Komoditi dan Derivatif Indonesia (BKDI)

Tanggal (Date)	Bulan (Month)	Maret / March '11		
		Transaksi (kali) Frequency (times)	Volume (lot) Volume (lots)	Open Interest (lots)
1		654	2394	-
2		700	2421	-
3		648	2314	-
4		610	2069	-
7		553	1883	-
8		608	2648	-
9		596	2126	-
10		682	2370	-
11		679	2659	-
14		542	2233	-
15		596	2401	-
16		583	2611	14
17		623	2290	19
18		559	1984	-
21		609	2343	-
22		769	2786	-
23		712	2427	-
24		711	2345	-
25		777	2573	-
28		562	2082	-
29		599	2066	-
30		637	2068	-
31		614	2273	-
Tertinggi High		(25) 777	(22) 2786	(17) 19
Terendah Low		(14) 542	(7) 1883	(16) 14
Rata-Rata Average		636	2320	17

Emas / Gold (GOL)
Bursa Berjangka Jakarta (BBJ)

Tanggal (Date)	Maret / March '11		
	Transaksi (kali) Frequency (times)	Volume (lot) Volume (lots)	Open Interest (lots)
1	6	6	11
2	19	43	11
3	14	40	11
4	14	34	11
7	6	6	11
8	20	51	15
9	6	6	15
10	5	5	15
11	7	7	15
14	6	6	15
15	8	32	15
16	7	7	15
17	14	38	15
18	15	29	18
21	16	44	19
22	18	62	19
23	14	42	19
24	17	69	19
25	6	6	19
28	6	6	19
29	6	6	-
30	6	6	-
31	6	6	-
Tertinggi High	(8) 20	(24) 69	(28) 19
Terendah Low	(10) 5	(10) 5	(7) 11
Rata-Rata Average	11	24	15

Emas / Gold (GOL250)
Bursa Berjangka Jakarta (BBJ)

Tanggal (Date)	Maret / March '11		
	Transaksi (kali) Frequency (times)	Volume (lot) Volume (lots)	Open Interest (lots)
1	6	10	12
2	6	10	12
3	8	14	12
4	10	16	12
7	12	20	12
8	10	18	12
9	14	32	12
10	16	56	12
11	10	24	12
14	6	13	12
15	7	16	12
16	12	44	12
17	4	12	12
18	20	78	12
21	8	18	12
22	12	28	12
23	18	46	12
24	16	62	12
25	45	98	12
28	49	104	12
29	32	100	-
30	47	122	-
31	18	36	-
Tertinggi High	(28) 49	(30) 122	(28) 12
Terendah Low	(17) 4	(2) 10	(1) 12
Rata-Rata Average	17	42	12

Emas / Gold (GOLDGR)
Bursa Komoditi dan Derivatif Indonesia (BKDI)

Tanggal (Date)	Maret / March '11		
	Transaksi (kali) Frequency (times)	Volume (lot) Volume (lots)	Open Interest (lots)
1	6	24	21
2	8	29	17
3	9	27	17
4	12	18	6
7	14	25	-
8	14	25	2
9	91	217	1
10	23	42	1
11	8	27	1
14	11	21	1
15	7	9	1
16	14	29	1
17	2	20	1
18	10	42	1
21	41	96	1
22	5	7	1
23	18	46	-
24	1	1	-
25	13	23	-
28	20	38	-
29	27	108	-
30	52	218	-
31	55	173	-
Tertinggi High	(9) 91	(30) 218	(1) 21
Terendah Low	(24) 1	(24) 1	(22) 1
Rata-Rata Average	20	55	5

Gulir Emas / Rolling Gold (KGE)
Bursa Berjangka Jakarta (BBJ)

Tanggal (Date)	Bulan (Month)	Maret / March '11		
		Transaksi (kali) Frequency (times)	Volume (lot) Volume (lots)	Open Interest (lots)
1		-	-	-
2		-	-	-
3		-	-	-
4		-	-	-
7		-	-	-
8		-	-	-
9		-	-	-
10		-	-	-
11		-	-	-
14		-	-	-
15		-	-	-
16		-	-	-
17		-	-	-
18		-	-	-
21		-	-	-
22		-	-	-
23		-	-	-
24		-	-	-
25		-	-	-
28		-	-	-
29		-	-	-
30		-	-	-
31		-	-	-
Tertinggi High		-	-	-
Terendah Low		-	-	-
Rata-Rata Average		-	-	-

Gulir Emas / Rolling Gold (KGEUSD)
Bursa Berjangka Jakarta (BBJ)

Tanggal (Date)	Bulan (Month)	Maret / March '11		
		Transaksi (kali) Frequency (times)	Volume (lot) Volume (lots)	Open Interest (lots)
1		-	-	-
2		-	-	-
3		-	-	-
4		-	-	-
7		-	-	-
8		-	-	-
9		10	50	-
10		10	50	-
11		10	50	-
14		-	-	-
15		-	-	-
16		10	50	-
17		10	50	-
18		10	50	-
21		18	136	-
22		20	100	-
23		20	100	-
24		-	-	-
25		-	-	-
28		-	-	-
29		-	-	-
30		-	-	-
31		20	200	-
Tertinggi High		(31) 20	(31) 200	-
Terendah Low		(18) 10	(18) 50	-
Rata-Rata Average		14	84	-

Gulir Indeks Emas/Rolling Gold Index (KIE)
Bursa Berjangka Jakarta (BBJ)

Tanggal (Date)	Bulan (Month)	Maret / March '11		
		Transaksi (kali) Frequency (times)	Volume (lot) Volume (lots)	Open Interest (lots)
1		1	1	87
2		-	-	-
3		1	1	87
4		-	-	-
7		-	-	-
8		2	4	87
9		-	-	-
10		2	4	87
11		-	-	-
14		1	5	87
15		1	1	87
16		-	-	-
17		3	9	92
18		2	6	92
21		2	10	92
22		2	10	92
23		40	400	92
24		7	70	92
25		2	10	92
28		-	-	-
29		-	-	-
30		70	710	92
31		22	184	92
Tertinggi High		(30) 70	(30) 710	(31) 92
Terendah Low		(15) 1	(15) 1	(15) 87
Rata-Rata Average		11	95	90

5. Jumlah dan Volume Transaksi, *Open Interest* dan Hari Perdagangan Selama Lima Tahun
Frequency and Volume, Open Interest and Trading Days for Five Years

Olein (OLE)
 Bursa Berjangka Jakarta (BBJ)

No.	Bulan / Month	Transaksi (Kali)/Frequency (Times)					Volume (lot) /Volume (Lots)					Open Interest pada akhir bulan (lot) / Open Interest at the End of This Month (Lots)					Hari Perdagangan / Trading Days (Days)				
		2007	2008	2009	2010	2011	2007	2008	2009	2010	2011	2007	2008	2009	2010	2011	2007	2008	2009	2010	2011
1	Januari/January	98	-	6	-	162	262	-	10	-	414	-	-	-	-	-	20	19	19	20	21
2	Pebruari/February	65	-	2	-	228	45	-	4	-	532	-	-	-	-	-	20	20	20	19	18
3	Maret/March	89	-	2	-	581	117	-	4	-	927	-	-	-	-	-	17	20	20	22	23
4	April/April	157	-	2	-		218	-	4	-		-	-	-	-	-	22	21	21	21	
5	Mei/May	79	15	2	-		450	15	4	-		-	-	-	-	-	20	20	20	21	
6	Juni/June	90	16	2	-		136	16	4	-		-	-	-	-	-	21	22	22	22	
7	Juli/July	41	4	-	-		62	4	-	-		-	-	-	-	-	22	22	22	22	
8	Agustus/August	31	42	66	83		47	64	98	156		-	-	-	-	-	20	20	20	22	
9	September/September	22	46	-	191		26	106	-	437		-	-	-	-	-	20	18	18	19	
10	Oktober /October	1	74	-	135		1	184	-	389		-	-	-	-	-	20	22	22	21	
11	Nopember/November	2	29	-	134		2	69	-	440		-	-	-	-	-	20	20	20	21	
12	Desember/December	-	14	-	112		-	14	-	278		-	-	-	-	-	19	21	21	21	

Olein (OLE10)
Bursa Berjangka Jakarta (BBJ)

No.	Bulan / Month	Transaksi (Kali)/Frequency (Times)					Volume (lot) /Volume (Lots)					Open Interest pada akhir bulan (lot) / Open Interest at the End of This Month (Lots)					Hari Perdagangan / Trading Days (Days)					
		2007	2008	2009	2010	2011	2007	2008	2009	2010	2011	2007	2008	2009	2010	2011	2007	2008	2009	2010	2011	
1	Januari/January	-	-	-	-	-	-	-	-	-	-	-	-	-	-	-	-	-	-	-	-	21
2	Pebruari/February	-	-	-	-	-	-	-	-	-	-	-	-	-	-	-	-	-	-	-	-	18
3	Maret/March	-	-	-	-	-	-	-	-	-	-	-	-	-	-	-	-	-	-	-	-	23
4	April/April	-	-	-	-	-	-	-	-	-	-	-	-	-	-	-	-	-	-	-	-	
5	Mei/May	-	-	-	-	-	-	-	-	-	-	-	-	-	-	-	-	-	-	-	-	
6	Juni/June	-	-	-	-	-	-	-	-	-	-	-	-	-	-	-	-	-	-	-	-	
7	Juli/July	-	-	-	-	-	-	-	-	-	-	-	-	-	-	-	-	-	-	-	-	
8	Agustus/August	-	-	-	-	-	-	-	-	-	-	-	-	-	-	-	-	-	-	-	-	
9	September/September	-	-	-	-	-	-	-	-	-	-	-	-	-	-	-	-	-	-	-	-	
10	Oktober /October	-	-	-	-	-	-	-	-	-	-	-	-	-	-	-	-	-	-	-	-	
11	Nopember/November	-	-	-	-	-	-	-	-	-	-	-	-	-	-	-	-	-	-	-	-	
12	Desember/December	-	-	-	-	-	-	-	-	-	-	-	-	-	-	-	-	-	-	-	-	

Crude Palm Oil (CPOTR)

Bursa Komoditi dan Derivatif Indonesia (BKDI)

No.	Bulan / Month	Transaksi (Kali)/Frequency (Times)					Volume (lot) /Volume (Lots)					Open Interest pada akhir bulan (lot) / Open Interest at the End of This Month (Lots)					Hari Perdagangan / Trading Days (Days)					
		2007	2008	2009	2010	2011	2007	2008	2009	2010	2011	2007	2008	2009	2010	2011	2007	2008	2009	2010	2011	
1	Januari/January	-	-	-	-	11.233	-	-	-	-	42.734	-	-	-	-	-	-	-	-	-	-	21
2	Pebruari/February	-	-	-	-	9.314	-	-	-	-	41.249	-	-	-	-	-	-	-	-	-	-	17
3	Maret/March	-	-	-	-	14.623	-	-	-	-	53.366	-	-	-	-	-	-	-	-	-	-	23
4	April/April	-	-	-	-	-	-	-	-	-	-	-	-	-	-	-	-	-	-	-	-	-
5	Mei/May	-	-	-	-	-	-	-	-	-	-	-	-	-	-	-	-	-	-	-	-	-
6	Juni/June	-	-	-	-	-	-	-	-	-	-	-	-	-	-	-	-	-	-	-	-	-
7	Juli/July	-	-	-	-	-	-	-	-	-	-	-	-	-	-	-	-	-	-	-	-	-
8	Agustus/August	-	-	-	-	-	-	-	-	-	-	-	-	-	-	-	-	-	-	-	-	-
9	September/September	-	-	-	-	-	-	-	-	-	-	-	-	-	-	-	-	-	-	-	-	-
10	Oktober /October	-	-	-	-	-	-	-	-	-	-	-	-	-	-	-	-	-	-	-	-	-
11	Nopember/November	-	-	-	-	-	-	-	-	-	-	-	-	-	-	-	-	-	-	-	-	-
12	Desember/December	-	-	-	-	-	-	-	-	-	-	-	-	-	-	-	-	-	-	-	-	-

Emas / Gold (GOL)
Bursa Berjangka Jakarta (BBJ)

No.	Bulan / Month	Transaksi (Kali)/Frequency (Times)					Volume (lot) /Volume (Lots)					Open Interest pada akhir bulan (lot) / Open Interest at the End of This Month (Lots)					Hari Perdagangan / Trading Days (Days)				
		2007	2008	2009	2010	2011	2007	2008	2009	2010	2011	2007	2008	2009	2010	2011	2007	2008	2009	2010	2011
1	Januari/January	2	96	106	173	172	6	96	208	173	336	3	-	-	-	-	22	20	19	20	21
2	Pebruari/February	2	36	109	133	226	6	40	223	133	602	3	-	1	-	-	20	20	20	19	18
3	Maret/March	2	-	126	148	242	6	-	249	148	557	3	-	1	-	-	21	17	20	22	23
4	April/April	2	-	112	140		6	-	222	140		3	-	-	-	-	20	22	21	21	
5	Mei/May	130	-	127	131		676	-	246	135		5	-	-	-	-	22	20	20	21	
6	Juni/June	57	-	177	150		59	-	326	155		-	-	-	-	-	21	21	22	22	
7	Juli/July	31	-	50	158		34	-	78	166		-	-	-	-	-	22	22	22	22	
8	Agustus/August	28	-	137	206		28	-	260	266		1	-	-	-	-	22	20	20	22	
9	September/September	41	-	152	289		41	-	303	489		1	-	-	17	-	20	20	18	19	
10	Oktober /October	72	-	198	245		72	-	379	485		-	-	-	-	-	17	20	22	21	
11	Nopember/November	176	78	190	205		172	177	345	471		-	-	-	-	-	22	20	20	21	
12	Desember/December	88	166	118	181		88	230	250	333		-	-	-	-	-	17	19	21	21	

Emas / Gold (GOL250)
Bursa Berjangka Jakarta (BBJ)

No.	Bulan / Month	Transaksi (Kali)/Frequency (Times)					Volume (lot) /Volume (Lots)					Open Interest pada akhir bulan (lot) / Open Interest at the End of This Month (Lots)					Hari Perdagangan / Trading Days (Days)					
		2007	2008	2009	2010	2011	2007	2008	2009	2010	2011	2007	2008	2009	2010	2011	2007	2008	2009	2010	2011	
1	Januari/January	-	-	-	-	599	-	-	-	-	1.427	-	-	-	-	-	-	-	-	-	-	21
2	Pebruari/February	-	-	-	-	470	-	-	-	-	1.369	-	-	-	-	-	-	-	-	-	-	18
3	Maret/March	-	-	-	-	386	-	-	-	-	977	-	-	-	-	-	-	-	-	-	-	23
4	April/April	-	-	-	-	-	-	-	-	-	-	-	-	-	-	-	-	-	-	-	-	-
5	Mei/May	-	-	-	-	-	-	-	-	-	-	-	-	-	-	-	-	-	-	-	-	-
6	Juni/June	-	-	-	-	-	-	-	-	-	-	-	-	-	-	-	-	-	-	-	-	-
7	Juli/July	-	-	-	-	-	-	-	-	-	-	-	-	-	-	-	-	-	-	-	-	-
8	Agustus/August	-	-	-	-	-	-	-	-	-	-	-	-	-	-	-	-	-	-	-	-	-
9	September/September	-	-	-	-	-	-	-	-	-	-	-	-	-	-	-	-	-	-	-	-	-
10	Oktober /October	-	-	-	-	-	-	-	-	-	-	-	-	-	-	-	-	-	-	-	-	-
11	Nopember/November	-	-	-	-	-	-	-	-	-	-	-	-	-	-	-	-	-	-	-	-	-
12	Desember/December	-	-	-	-	-	-	-	-	-	-	-	-	-	-	-	-	-	-	-	-	-

Emas / Gold (GOLDGR)

Bursa Komoditi dan Derivatif Indonesia (BKDI)

No.	Bulan / Month	Transaksi (Kali)/Frequency (Times)					Volume (lot) /Volume (Lots)					Open Interest pada akhir bulan (lot) / Open Interest at the End of This Month (Lots)					Hari Perdagangan / Trading Days (Days)					
		2007	2008	2009	2010	2011	2007	2008	2009	2010	2011	2007	2008	2009	2010	2011	2007	2008	2009	2010	2011	
1	Januari/January	-	-	-	-	235	-	-	-	-	780	-	-	-	-	-	-	-	-	-	-	21
2	Pebruari/February	-	-	-	-	221	-	-	-	-	630	-	-	-	-	-	-	-	-	-	-	17
3	Maret/March	-	-	-	-	461	-	-	-	-	1.265	-	-	-	-	-	-	-	-	-	-	23
4	April/April	-	-	-	-	-	-	-	-	-	-	-	-	-	-	-	-	-	-	-	-	-
5	Mei/May	-	-	-	-	-	-	-	-	-	-	-	-	-	-	-	-	-	-	-	-	-
6	Juni/June	-	-	-	-	-	-	-	-	-	-	-	-	-	-	-	-	-	-	-	-	-
7	Juli/July	-	-	-	-	-	-	-	-	-	-	-	-	-	-	-	-	-	-	-	-	-
8	Agustus/August	-	-	-	-	-	-	-	-	-	-	-	-	-	-	-	-	-	-	-	-	-
9	September/September	-	-	-	-	-	-	-	-	-	-	-	-	-	-	-	-	-	-	-	-	-
10	Oktober /October	-	-	-	-	-	-	-	-	-	-	-	-	-	-	-	-	-	-	-	-	-
11	Nopember/November	-	-	-	-	-	-	-	-	-	-	-	-	-	-	-	-	-	-	-	-	-
12	Desember/December	-	-	-	-	-	-	-	-	-	-	-	-	-	-	-	-	-	-	-	-	-

Gulir Emas / Rolling Gold (KGE)
Bursa Berjangka Jakarta (BBJ)

No.	Bulan / Month	Transaksi (Kali)/Frequency (Times)					Volume (lot) /Volume (Lots)					Open Interest pada akhir bulan (lot) / Open Interest at the End of This Month (Lots)					Hari Perdagangan / Trading Days (Days)				
		2007	2008	2009	2010	2011	2007	2008	2009	2010	2011	2007	2008	2009	2010	2011	2007	2008	2009	2010	2011
1	Januari/January	-	-	-	-	-	-	-	-	-	-	-	-	-	-	-	22	20	19	20	21
2	Pebruari/February	-	-	-	-	-	-	-	-	-	-	-	-	-	-	-	20	20	20	19	18
3	Maret/March	-	-	-	-	-	-	-	-	-	-	-	-	-	-	-	21	17	20	22	23
4	April/April	-	-	-	-	-	-	-	-	-	-	-	-	-	-	-	20	22	21	21	
5	Mei/May	-	-	-	-	-	-	-	-	-	-	-	-	-	-	-	22	20	20	21	
6	Juni/June	-	334	-	-	-	-	328	-	-	-	-	-	-	-	-	21	21	22	22	
7	Juli/July	-	296	-	-	-	-	695	-	-	-	-	-	-	-	-	22	22	22	22	
8	Agustus/August	-	422	-	1	-	-	422	-	1	-	-	-	-	-	-	22	20	20	22	
9	September/September	-	342	-	140	-	-	436	-	172	-	-	-	-	-	-	20	20	18	19	
10	Oktober /October	-	588	-	100	-	-	3.060	-	100	-	-	-	-	-	-	17	20	22	21	
11	Nopember/November	-	66	-	10	-	-	66	-	20	-	-	-	-	-	-	22	20	20	21	
12	Desember/December	-	16	-	-	-	-	96	-	-	-	-	-	-	-	-	17	19	21	21	

Gulir Emas / Rolling Gold (KGEUSD)

Bursa Berjangka Jakarta (BBJ)

No.	Bulan / Month	Transaksi (Kali)/Frequency (Times)					Volume (lot) /Volume (Lots)					Open Interest pada akhir bulan (lot) / Open Interest at the End of This Month (Lots)					Hari Perdagangan / Trading Days (Days)				
		2007	2008	2009	2010	2011	2007	2008	2009	2010	2011	2007	2008	2009	2010	2011	2007	2008	2009	2010	2011
1	Januari/January	-	-	-	180	163	-	-	-	224	910	-	-	-	21	-	-	-	19	20	21
2	Pebruari/February	-	-	29	60	126	-	-	63	73	730	-	-	5	11	-	-	-	20	19	18
3	Maret/March	-	-	55	-	138	-	-	81	-	836	-	-	6	11	-	-	-	20	22	23
4	April/April	-	-	62	-	-	-	-	95	-	-	-	-	2	11	-	-	-	21	21	-
5	Mei/May	-	-	108	-	-	-	-	143	-	-	-	-	5	11	-	-	-	20	21	-
6	Juni/June	-	-	100	-	-	-	-	104	-	-	-	-	3	11	-	-	-	22	22	-
7	Juli/July	-	-	68	-	-	-	-	70	-	-	-	-	3	11	-	-	-	22	22	-
8	Agustus/August	-	-	61	-	-	-	-	50	-	-	-	-	5	11	-	-	-	20	22	-
9	September/September	-	-	168	164	-	-	-	178	962	-	-	-	6	21	-	-	-	18	19	-
10	Oktober /October	-	-	371	170	-	-	-	398	954	-	-	-	15	-	-	-	-	22	21	-
11	Nopember/November	-	-	341	163	-	-	-	384	910	-	-	-	5	-	-	-	-	20	21	-
12	Desember/December	-	-	469	163	-	-	-	672	910	-	-	-	53	-	-	-	-	21	21	-

Gulir Indeks Emas/Rolling Gold Index (KIE)

Bursa Berjangka Jakarta (BBJ)

No.	Bulan / Month	Transaksi (Kali)/Frequency (Times)					Volume (lot) /Volume (Lots)					Open Interest pada akhir bulan (lot) / Open Interest at the End of This Month (Lots)					Hari Perdagangan / Trading Days (Days)				
		2007	2008	2009	2010	2011	2007	2008	2009	2010	2011	2007	2008	2009	2010	2011	2007	2008	2009	2010	2011
1	Januari/January	46	188	210	44	107	1.247	5.330	471	729	863	888	4.434	1.250	1.302	60	22	20	19	20	21
2	Pebruari/February	50	125	154	19	118	840	2.210	438	297	898	979	3.187	1.253	1.062	87	20	20	20	19	18
3	Maret/March	106	226	124	2	158	2.831	1.840	317	8	1.425	1.072	4.107	1.192	1.054	92	21	17	20	22	23
4	April/April	22	263	172	7		553	5.070	503	19		685	4.062	1.131	1.035		20	22	21	21	
5	Mei/May	309	1.816	106	20		5.680	2.267	213	365		965	4.076	1.149	1.292		22	20	20	21	
6	Juni/June	367	4.521	132	11		3.499	4.521	580	209		1.170	1.645	1.162	1.086		21	21	22	22	
7	Juli/July	363	137	150	6		2.469	1.799	767	55		2.356	1.082	1.148	1.034		22	22	22	22	
8	Agustus/August	300	156	80	6		2.107	1.713	333	17		3.338	1.331	1.353	1.040		22	20	20	22	
9	September/September	198	326	86	86		2.634	4.077	500	422		2.279	2.451	1.258	1.040		20	20	18	19	
10	Oktober /October	221	564	229	92		3.552	7.142	2.356	542		2.116	1.184	1.347	50		17	20	22	21	
11	Nopember/November	402	542	138	157		7.953	8.218	974	984		2.829	1.218	1.335	-		22	20	20	21	
12	Desember/December	204	539	43	126		2.917	900	253	809		4.622	1.205	1.335	-		17	19	21	21	

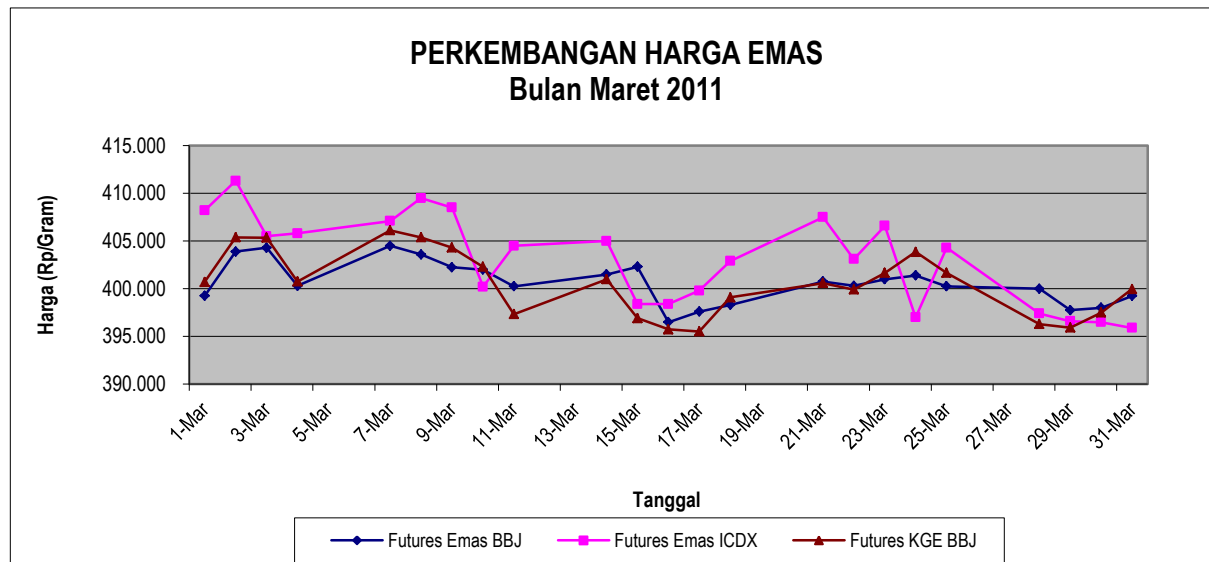
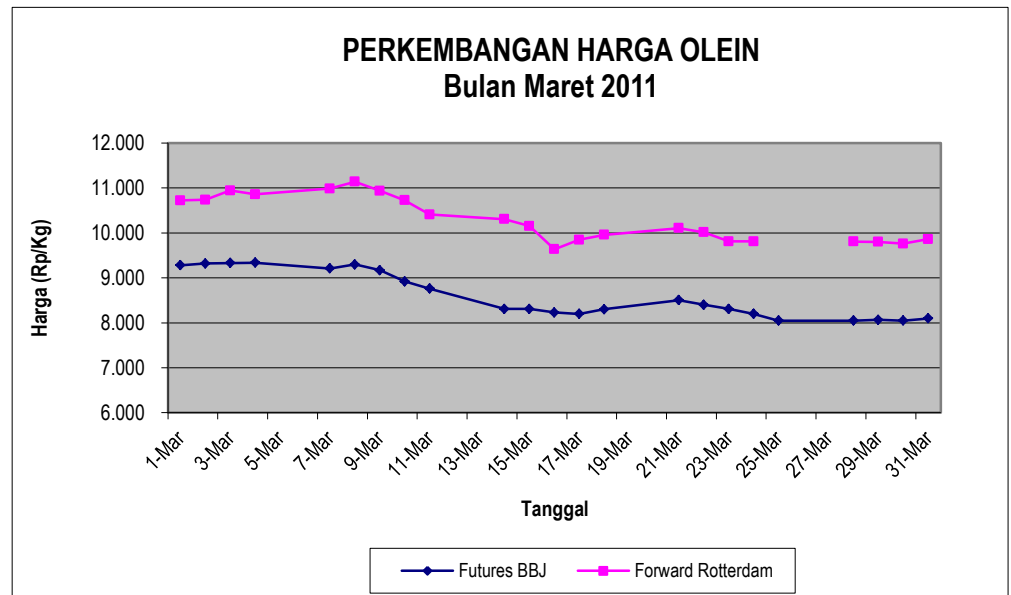
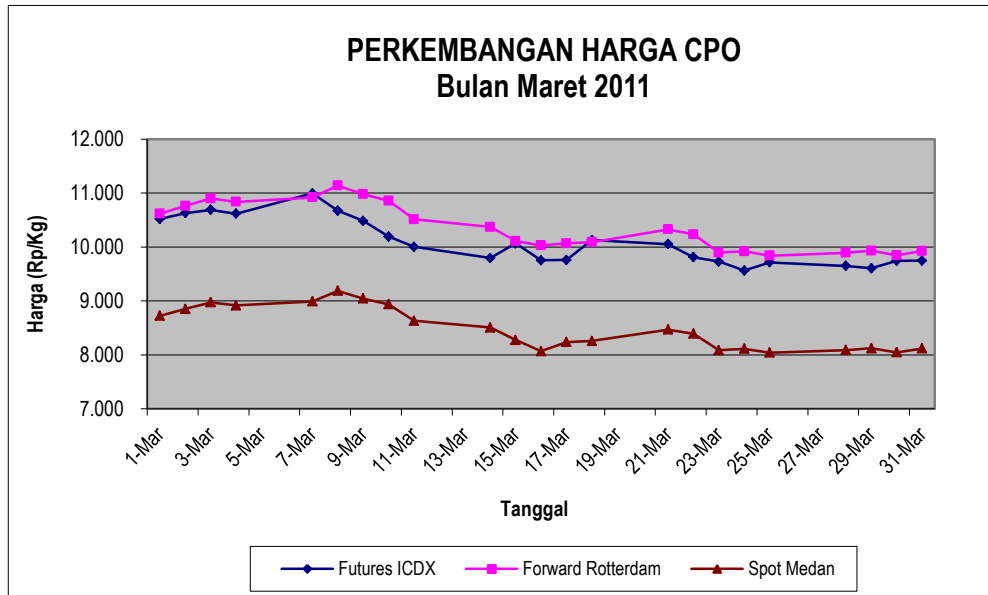
6. Harga Komoditi
Di Pasar Spot Lokal dan Internasional
Prices of Commodities at Local Spots and International Markets

Maret / March 2011

NO.	KOMODITAS	PASAR	BULAN PENYERAHAN																						Rata2 bulan ini	Rata2 bulan lalu	Perubahan				
				1	2	3	4	7	8	9	10	11	14	15	16	17	18	21	22	23	24	25	28	29				30	31		
1.	Minyak Kelapa Sawit	Rotterdam (US\$/Ton)	Mar'11	1.205,0	1.220,0	1.237,5	1.232,5	1.242,5	1.267,5	1.250,0	1.237,5	1.197,0	1.182,5	-	-	-	-	-	-	-	-	-	-	-	-	-	1.227,2	1.284,4	(57,24)		
			Apr'11	-	-	-	-	-	-	-	-	-	-	-	1.152,5	-	1.145,0	-	1.180,0	1.175,0	1.135,0	1.137,5	1.130,0	1.135,0	1.140,0	1.130,0	1.140,0	1.145,5	-	-	
			Apr'11/Jun'11	1.197,5	1.215,0	1.237,5	1.230,0	1.240,0	1.262,5	1.242,5	1.232,5	1.195,0	1.180,0	1.150,0	1.142,5	-	-	-	-	-	-	-	-	-	-	-	-	-	1.210,4	1.272,5	(62,08)
			Mei'11/Jun'11	-	-	-	-	-	-	-	-	-	-	-	-	-	1.140,0	1.150,0	1.180,0	1.172,5	1.135,0	1.130,0	1.130,0	1.135,0	1.140,0	1.130,0	1.140,0	1.143,9	-	-	
			Jul'11/Sep'11	-	-	-	1.210,0	1.220,0	1.240,0	1.210,0	1.200,0	1.160,0	1.147,5	1.130,0	1.125,0	1.125,0	1.140,0	1.170,0	1.160,0	1.132,5	-	1.125,0	1.130,0	1.132,5	1.122,5	1.137,5	1.158,8	-	-		
		Medan (Rp/Kg)	SPOT	8.724	8.853	8.974	8.919	8.993	9.188	9.046	8.939	8.634	8.508	8.277	8.070	8.237	8.258	8.470	8.391	8.085	8.113	8.042	8.090	8.123	8.049	8.120	8.482,7	10.105,5	(1.622,76)		
2.	Olein	Rotterdam (US\$/Ton)	Apr'11	-	-	-	-	-	1.275,0	1.260,0	1.247,5	1.215,0	1.197,5	1.175,0	-	-	-	-	-	1.175,0	-	1.160,0	-	1.165,0	-	1.175,0	1.204,5	-	-		
			Apr'11/Jun'11	1.217,0	1.217,0	1.242,5	1.235,0	1.250,0	1.267,5	1.245,0	1.222,5	1.185,0	1.175,0	1.157,5	-	-	-	-	-	-	-	-	-	-	-	-	-	1.219,5	1.262,8	(43,36)	
			Jul'11/Sep'11	1.195,0	1.170,0	1.207,5	1.195,0	1.210,0	1.217,5	-	1.180,0	1.132,5	1.135,0	1.117,5	1.097,5	1.120,0	1.135,0	1.155,0	1.150,0	1.125,0	1.125,0	-	1.125,0	1.125,0	1.120,0	1.132,5	1.151,0	1.204,3	(53,30)		
			Okt'11/Des'11	1.152,5	-	1.187,5	-	-	-	-	-	-	-	-	-	1.087,5	-	1.122,5	1.145,0	1.130,0	-	1.115,0	-	1.115,0	-	1.115,0	-	1.130,0	-	-	
		Jakarta (Rp/Kg)	SPOT	9.330	9.280	9.320	9.330	9.340	9.210	9.300	9.170	8.920	8.760	8.310	8.310	8.230	8.200	8.300	8.505	8.400	8.310	8.200	8.050	8.050	8.065	8.050	8.649,6	10.552,5	(1902,93)		
3.	Minyak Kelapa	Rotterdam (US\$/Ton)	Mar'11/Apr'11	2.130,0	2.085,0	2.035,0	2.070,0	2.060,0	2.010,0	1.900,0	1.730,0	1.700,0	1.850,0	1.850,0	-	1.900,0	1.980,0	1.940,0	-	-	-	1.950,0	1.950,0	1.925,0	1.950,0	1.945,3	1.945,3	2.233,9	(288,61)		
			Apr'11/Mei'11	2.120,0	2.080,0	2.025,0	2.040,0	2.040,0	1.980,0	1.890,0	1.710,0	1.650,0	1.830,0	1.800,0	1.810,0	1.870,0	1.950,0	1.930,0	1.820,0	1.850,0	1.870,0	1.900,0	1.900,0	1.880,0	1.900,0	1.899,8	1.901,9	2.221,9	(319,93)		
			Mei'11/Jun'11	-	-	-	2.030,0	2.030,0	1.970,0	1.880,0	1.650,0	1.630,0	1.800,0	1.780,0	1.800,0	1.850,0	1.920,0	-	1.780,0	1.840,0	1.840,0	-	-	1.830,0	1.875,0	1.844,1	1.844,1	-	-		
		Bitung (Rp/Kg)	SPOT	18.824	18.239	17.673	17.976	17.887	17.433	16.439	14.949	14.661	15.994	16.006	15.675	16.437	17.103	16.671	15.635	15.901	16.051	16.774	16.762	16.548	16.757	16.654	16.654,3	19.974,8	(3.320,46)		
4.	Kakao	New York (US\$/Ton)	Mei'11	3.695	3.620	3.609	3.733	3.657	3.662	3.633	3.527	3.445	3.412	3.389	3.255	3.215	3.282	3.127	3.189	3.263	3.251	3.203	3.242	3.248	3.057	2.987	3.378,3	3.418,3	(39,97)		
			Jul'11	3.634	3.573	3.555	3.669	3.591	3.603	3.575	3.487	3.411	3.384	3.359	3.246	3.210	3.278	3.131	3.189	3.261	3.252	3.204	3.244	3.251	3.062	2.997	3.355,0	3.389,9	(34,90)		
			Sep'11	3.564	3.518	-	3.618	3.545	3.569	3.540	3.481	3.402	3.374	3.347	3.251	3.211	3.278	3.135	3.1950	3.261	3.252	3.209	3.247	3.255	3.072	3.009	4.640,4	-	-		
				Makassar (Rp/Kg)	SPOT	26.220	25.660	25.965	26.464	25.851	25.891	25.647	24.780	24.160	23.864	23.688	22.648	22.365	22.843	21.565	21.950	22.559	22.467	22.055	22.386	22.418	20.927	20.364	23.597,3	25.790,6	(2193,35)

NO.	KOMODITAS	PASAR	BULAN PENYERAHAN	BULAN																					Rata2 bulan ini	Rata2 bulan lalu	Perubahan		
				1	2	3	4	7	8	9	10	11	14	15	16	17	18	21	22	23	24	25	28	29				30	31
5.	Kopi Arabika	New York (Sen US\$/Lbs)	Mar'11	271,7	269,3	269,5	274,5	272,9	281,0	287,2	294,4	280,3	273,7	273,2	262,5	264,6	271,4	276,8	275,8	275,8	-	-	-	264,0	-	-	274,3	258,6	15,74
			Mei'11	271,7	269,3	269,6	274,8	272,8	281,2	287,2	294,9	280,6	274,4	273,3	263,0	265,4	270,9	276,2	277,0	273,5	268,6	265,8	268,6	-	261,5	264,8	272,9	260,3	12,61
			Jul'11	-	270,9	-	277,3	275,3	283,6	289,8	295,4	282,7	276,8	276,7	265,7	266,9	275,1	275,1	281,0	277,6	-	271,5	271,1	266,8	266,8	-	276,1	255,8	20,28
			Sep'11	273,9	-	271,1	-	-	-	-	-	-	-	-	-	-	-	-	-	-	-	272,9	270,3	273,2	268,7	266,3	269,7	270,7	-
		Medan (Rp/Kg)	SPOT	45.797	45.454	45.409	46.169	45.878	47.235	48.252	49.416	47.098	45.917	45.835	44.070	44.491	45.540	46.331	45.935	45.994	44.803	44.262	44.782	43.974	43.571	44.100	45.665,8	44.095,6	1.570,23
6.	Kopi Robusta	London (US\$/Ton)	Mar'11	2.339	2.337	2.327	2.335	2.349	2.662	2.420	2.481	2.465	2.380	2.349	2.338	2.440	-	2.550	2.575	2.536	2.505	-	-	-	-	-	2.434,6	2.252,2	182,37
			Mei'11	2.384	2.384	2.363	2.382	2.390	2.403	2.462	2.557	2.508	2.421	2.390	2.375	2.487	2.615	2.596	2.613	2.569	2.538	2.569	2.604	2.561	2.510	2.524	2.487,2	2.180,2	306,95
			Jul'11	2.393	2.397	2.378	2.382	2.403	2.416	2.473	2.492	2.475	2.404	2.346	2.333	2.389	-	2.436	2.453	2.433	2.401	2.426	2.442	2.416	2.405	2.416	2.414,0	2.310,7	103,34
		B. Lampung (Rp/Kg)	SPOT	17.195	17.204	17.098	17.127	17.226	17.325	17.759	18.204	17.315	16.641	16.408	16.337	17.142	1.771	17.896	18.000	17.727	17.494	17.950	18.237	17.898	17.518	17.611	16.742,7	16.684,2	58,52
7.	Karet	Singapore(TSR-20)	Mar'11	598,8	598,5	598,5	598,5	-	-	-	-	-	-	-	-	-	-	-	-	-	-	-	-	-	-	-	598,6	617,7	(19,07)
			April'11	598,5	602,0	601,0	600,0	595,0	577,0	545,0	518,0	457,5	440,5	380,0	398,0	434,0	486,0	498,0	514,0	524,6	520,0	509,0	513,5	488,0	498,1	509,5	513,4	616,2	(102,82)
			Mei'11	598,5	602,0	600,0	600,0	595,0	580,0	545,0	518,0	455,0	440,0	380,0	400,0	435,0	481,7	495,0	510,7	523,7	522,0	509,0	513,0	492,7	495,0	510,0	513,1	625,7	-
			Jun'11	-	-	-	-	595,0	580,0	541,0	520,0	455,7	438,5	380,0	400,0	429,3	481,7	393,5	507,1	523,3	523,0	510,0	513,0	492,0	495,0	511,0	488,9	-	-
		Palembang (Rp/Kg)	SPOT	52.431	52.503	52.414	52.318	51.987	50.405	47.565	45.142	39.879	38.329	33.030	34.637	37.854	42.330	43.274	44.465	45.445	45.049	44.019	44.462	42.210	43.104	44.068	44.648,7	54.793,9	(10.145,19)
8.	Jagung	Chicago (Sen US\$/Bushel)	Mar'11	722,50	727,25	714,00	729,75	721,25	710,75	698,75	695,00	676,25	659,25	664,00	664,00	664,00	-	-	-	-	-	-	-	-	-	-	695,9	683,2	12,72
			Mei'11	731,00	735,50	721,50	736,75	728,00	717,50	705,50	701,00	682,75	664,25	666,00	636,00	616,50	646,50	683,50	686,50	686,75	681,00	702,50	689,50	671,00	671,75	663,25	688,0	699,5	(11,51)
			Jul'11	733,25	738,25	725,25	740,25	-	722,50	711,00	707,00	689,00	670,75	672,50	642,50	623,75	653,75	690,00	693,50	694,00	688,50	708,00	695,50	678,00	678,75	671,00	692,1	704,1	(11,93)
			Sep'11	-	-	-	-	-	-	-	-	-	-	-	-	-	613,00	637,00	645,50	645,75	645,50	658,50	644,75	631,25	632,50	625,25	637,9	-	-
		B. Lampung (Rp/Kg)	SPOT	1.908	1.921	1.888	1.920	1.900	1.877	1.849	1.839	1.799	1.758	1.769	1.771	1.773	1.730	1.808	1.806	1.809	1.797	1.841	1.815	1.772	1.775	1.755	1.820,9	1.853,6	(32,74)
9.	Lada Putih Muntok	London (US\$/Ton)	SPOT	8.300	8.300	8.300	8.300	8.200	8.200	8.200	8.200	8.200	8.200	8.200	8.200	8.200	8.200	8.200	8.200	8.200	8.200	8.200	8.100	8.100	8.208,7	8.150,0	58,70		
			Mar'11	-	8200,00	8200,00	8.200	8.100	8.100	8.100	8.100	8.100	8.100	8.100	8.100	8.100	8.100	8.100	8.100	8.100	8.100	8.100	8.100	8.100	8.000	8.000	8.104,5	8.025,0	79,55
		Pangkal Pinang (Rp/Kg)	SPOT	64.010	64.098	63.988	63.871	63.048	63.048	63.012	62.940	63.012	62.918	62.932	62.983	63.077	62.932	62.773	62.476	62.555	62.563	62.461	62.534	62.490	61.725	61.682	62.918,6	63.532,7	(614,11)
10.	Lada Hitam ASTA	London (US\$/Ton)	SPOT	-	-	-	-	-	-	-	-	-	-	-	-	-	-	-	-	-	-	-	-	-	-	-	-	-	
			Mar'11	-	-	-	-	-	-	-	-	-	-	-	-	-	-	-	-	-	-	-	-	-	-	-	-	5.387,5	(5.387,50)
		B.Lampung (Rp/Kg)	SPOT	36.215	36.264	36.202	36.137	36.120	36.120	36.099	36.058	36.099	36.046	36.054	36.083	36.137	36.054	35.963	35.794	35.840	35.844	35.786	35.827	35.803	35.815	35.790	36.006,5	36.569,8	(563,31)

7. Grafik Perkembangan Harga Komoditi *Historical Commodity Price Charts*



8. Rekapitulasi Penyelenggaraan Pasar Lelang *Auction Market Activities Recapitulation*

Maret / March 2011

NO	TANGGAL	PENYELENGGARA	TRANSAKSI	KOMODITI	JUMLAH PENJUAL	JUMLAH PEMBELI
1	09 Maret 2011	Sulawesi Utara	Rp 17.827.900.000	Jagung, pala, kentang donata, coklat, udang, gula merah, dodol, salak	7	9
2	09 Maret 2011	Jawa Barat	Rp 12.310.000.000	Beras, minyak goreng, gula pasir, kentang, jagung.	7	9
3	22 Maret 2011	Jawa Timur	Rp 42.646.800.000	Sapi, kemiri, beras, pinang, kentang, cabe, bawang merah, kopra, kelapa, bibit tanaman, jengkol, ikan, tomat, tepung tapioka.	443	119
4	26 Maret 2011	NTB	Rp 9.125.400.000	Sapi, kopi, kopra, biji coklat, jagung, kayu, biji mete, kunyit, kelapa.	16	58
5	29 Maret 2011	Sumatera Barat	Rp 3.902.385.000	Coklat, gardamon, cengkeh, beras, padi padian, kemiri, kapulaga, pinang, kopi bubuk, casiavera, pala, gambir, makanan ringan, jagung, pupuk organik, ikan asin, minuman.	12	34
TOTAL TRANSAKSI			Rp 85.812.485.000			