


# STATISTIK PERDAGANGAN BERJANGKA KOMODITI INDONESIA

## Commodity Futures Trading Statistics Indonesia



Badan Pengawas Perdagangan Berjangka Komoditi (Bappebti)  
Kementerian Perdagangan Republik Indonesia  
Commodity Futures Trading Regulatory Agency  
Ministry of Trade Republic of Indonesia

## KATA PENGANTAR

Badan Pengawas Perdagangan Berjangka Komoditi (Bappebti) dengan bangga menerbitkan Buku Triwulan untuk Statistik Perdagangan Berjangka di Indonesia. Data transaksi perdagangan berjangka di dalam buku ini bersumber dari Jakarta Futures Exchange (JFX) dan Bursa Komoditi & Derivatif Indonesia (BKDI), sementara untuk harga komoditi di pasar fisik bersumber dari Reuters yang diolah oleh Bappebti dan rekap transaksi pasar lelang bersumber dari tiap daerah penyelenggara pasar lelang yang diolah oleh Bappebti.

Buku ini memuat informasi penting mengenai data transaksi fisik dan berjangka harian, seperti harga, volume perdagangan, *Open Interest* dan lain-lain.

Buku Triwulan Statistik diharapkan dapat membantu pembaca untuk mengetahui bagaimana perkembangan yang terjadi di pasar berjangka dan kaitannya dengan harga di pasar fisik. Diharapkan pula pembaca dapat menggunakan kemampuan analisisnya untuk memperoleh keinginan yang diperlukan.

Penghargaan dan terima kasih disampaikan kepada semua pihak yang telah membantu penyediaan data dan dokumen dasar ke Bappebti dalam penyusunan Buku Statistik Perdagangan Berjangka di Indonesia.

Kepada para pemakai data diharapkan saran dan kritik yang membangun guna penyempurnaan penerbitan buku ini.

Jakarta, Juli 2012

## FOREWORD

*The Commodity Futures Trading Regulatory Agency (CoFTRA) is proud to publish books for Statistics Quarterly Futures Trading in Indonesia. Futures trading transaction data in this book comes from the Jakarta Futures Exchange (JFX) and Indonesia Commodity & Derivatives Exchange (ICDX), while for the price of commodities in the physical market are sourced from Reuters and processed by CoFTRA, the auction market transactions are sourced from each region organizers auction market which is collected and arranged by CoFTRA .*

*This books contains important information on daily physical and futures transaction data such as price, trade volume, open interest, etc.*

*Books Quarterly Statistics is expected to help the reader to find out how developments in the futures market and its relation with the physical market price. Is also expected that the reader can use the analytical ability to obtain the necessary desire.*

*Appreciation and gratitude conveyed to all those who have helped provide basic data and documents into CoFTRA in preparing the Book Futures Trade Statistics in Indonesia.*

*To the users of data expected to suggestions and constructive criticism in order to improve the publication of this book.*

Jakarta, Juli 2012

## **TEKNIK PENYAJIAN**

Data statistik Perdagangan Berjangka Indonesia ini mulai didiseminasikan bulan Januari 2003. Data bersumber dari laporan harian yang disampaikan oleh PT. Jakarta Futures Exchange (JFX) dan Bursa Komoditi & Derivatif Indonesia (BKDI) kepada Badan Pengawas Perdagangan Berjangka Komoditi serta laporan transaksi pasar lelang yang disampaikan oleh penyelenggara lelang di masing-masing daerah. Cakupan penyajian dalam bentuk tabel meliputi hal-hal sebagai berikut :

1. Himpunan laporan harian transaksi kontrak-kontrak berjangka di BBJ dan BKDI yang disajikan secara bulanan.
2. Satuan kontrak untuk Olein 1 lot (OLE) = 20 ton ; 1 lot (OLE10) = 10 ton dan 1 lot (OLEINTR) = 10 ton
3. Satuan kontrak untuk CPO 1 lot (CPOTR) = 10 Ton.
4. Satuan kontrak untuk Kakao 1 lot (CC5) = 5 Ton.
5. Satuan kontrak untuk Emas 1 lot (GOL) = 1 kg, 1 lot (GOL250) = 250 gr, 1 lot (GOLDGR) = 100 gr , dan 1 lot (GOLDID, GOLDUD) = 10 Troy Ounce
6. Satuan kontrak untuk Gulir Emas 1 lot (KGE) = 1 Kg
7. Satuan kontrak untuk Gulir Indeks Emas (KIE) = Rp 10.000,- per angka indeks
8. Rata-rata volume perdagangan dan open interest disajikan dalam angka yang dibulatkan pada perhitungan akhir hari perdagangan bulan bersangkutan.
9. Angka harga rata-rata dibulatkan ke bawah berdasarkan fluktuasi harga minimum.
10. Statistik komoditi harga fisik di pasar domestik dan internasional bersumber dari Reuters yang diolah oleh Bappebti.
11. Rekap transaksi pasar lelang pada masing-masing daerah penyelenggara pasar lelang.

## **LEGENDS**

*The statistics Futures Trading Indonesia are disseminated in January 2003 by CoFTRA. Data obtained from the daily reports submitted by PT. Jakarta Futures Exchange (JFX) and Indonesia Commodity & Derivatives Exchange (ICDX) to CoFTRA and the auction market transaction reports submitted by the organizers of auctions in each region. Scope of statistic in the form of tables include the following:*

1. *The set of daily reports of transactions in futures contracts that traded in PT. Jakarta Futures Exchange (JFX) and Indonesia Commodity & Derivatives Exchange (ICDX) which is presented on a monthly basis.*
2. *Contract size for Olein 1 lot (OLE) = 20 metric tonnes, 1 lot (OLE10) = 10 metric tonnes, and 1 lot (OLEINTR) = 10 metric tonnes*
3. *Contract size for Crude Palm oil 1 lot (CPOTR) = 10 metric tonnes*
4. *Contract size for Cocoa 1 lot (CC5) = 5 metric tonnes*
5. *Contract size for Gold 1 lot (GOL) = 1 kg, 1 lot (GOL250) = 250 gr, 1 lot (GOLDGR) = 100 gr, and 1 lot (GOLDID, GOLDUD) = 10 Troy Ounce .*
6. *Contract size for Rolling Gold 1 lot (KGE) = 1 Kilogram*
7. *Contract Multiplier for Rolling Gold Index (KIE) = Rp 10.000,- /index*
8. *The Average trading volume and open positions shown in the figures are rounded to the calculation of the final trading day of the month concerned.*
9. *The average of prices is rounded down to the minimum price fluctuation.*
10. *Price statistics of physical commodities in the domestic and international markets are quoted from Reuters that processed by CoFTRA.*
11. *Recapitulation of auction's market transactions in each local market organizers of the auction .*



**DAFTAR ISI****CONTENTS**

Kata Pengantar .....	i
<i>Preface</i>	
Teknik Penyajian .....	ii
<i>Legends</i>	
Daftar Isi .....	iii
<i>Contents</i>	
 <b>A. APRIL / APRIL 2012</b>	
1. Ikhtisar Pasar .....	1
<i>Overview of the Market</i>	
2. Harga Bulanan .....	6
<i>Monthly Prices</i>	
3. Harga Harian .....	10
<i>Daily Prices</i>	
4. Jumlah dan Volume Transaksi, dan <i>Open interest</i> .....	19
<i>Frequency and Volume and Open Interest</i>	
5. Jumlah dan Volume Transaksi, <i>Open interest</i> dan Hari Perdagangan Selama Lima Tahun .....	24
<i>Frequency and Volume, Open Interest, and Trading Days for Five Years</i>	
6. Harga Komoditi di Pasar Spot Lokal dan Internasional .....	37
<i>Prices of Commodities at Local Spots and International Markets</i>	

7. Grafik Perkembangan Harga Komoditi .....	39
<i>Historical Commodity Price Charts</i>	
8. Rekapitulasi Penyelenggaraan Pasar Lelang .....	40
<i>Auction Market Activities Rekapitulation</i>	

## **B. MEI / MAY 2012**

1. Ikhtisar Pasar .....	41
<i>Overview of the Market</i>	
2. Harga Bulanan .....	46
<i>Monthly Prices</i>	
3. Harga Harian .....	50
<i>Daily Prices</i>	
4. Jumlah dan Volume Transaksi, dan <i>Open interest</i> .....	59
<i>Frequency and Volume and Open Interest</i>	
5. Jumlah dan Volume Transaksi, <i>Open interest</i> dan Hari Perdagangan Selama Lima Tahun .....	63
<i>Frequency and Volume, Open Interest, and Trading Days for Five Years</i>	
6. Harga Komoditi di Pasar Spot Lokal dan Internasional .....	77
<i>Prices of Commodities at Local Spots and International Markets</i>	
7. Grafik Perkembangan Harga Komoditi .....	79
<i>Historical Commodity Price Charts</i>	
8. Rekapitulasi Penyelenggaraan Pasar Lelang .....	80
<i>Auction Market Activities Rekapitulation</i>	

### **C. JUNI / JUNE 2012**

1. Ikhtisar Pasar .....	81
<i>Overview of the Market</i>	
2. Harga Bulanan .....	86
<i>Monthly Prices</i>	
3. Harga Harian .....	90
<i>Daily Prices</i>	
4. Jumlah dan Volume Transaksi, dan <i>Open interest</i> .....	99
<i>Frequency and Volume and Open Interest</i>	
5. Jumlah dan Volume Transaksi, <i>Open interest</i> dan Hari Perdagangan Selama Lima Tahun .....	103
<i>Frequency and Volume, Open Interest, and Trading Days for Five Years</i>	
6. Harga Komoditi di Pasar Spot Lokal dan Internasional .....	117
<i>Prices of Commodities at Local Spots and International Markets</i>	
7. Grafik Perkembangan Harga Komoditi .....	119
<i>Historical Commodity Price Charts</i>	
8. Rekapitulasi Penyelenggaraan Pasar Lelang .....	120
<i>Auction Market Activities Rekapitulation</i>	

## 1. Ikhtisar Pasar Overview of The Market

<div>Kontrak (Contract) / bulan (Month)</div> <div>Uraian (Items)</div>	<b>Olein (OLE)</b> Jakarta Futures Exchange (JFX)			<b>Olein (OLE10)</b> Jakarta Futures Exchange (JFX)			<b>RBD PALM OLEIN (OLEINTR)</b> Indonesia Commodity & Derivatives Exchange (ICDX)		
	Mar '12	Apr '12	Perubahan / Change	Mar '12	Apr '12	Perubahan / Change	Mar '12	Apr '12	Perubahan / Change
Hari perdagangan (hari) Trading Days (days)	22	21	-1	22	21	-1	22	20	-2
Jumlah Transaksi (kali) Frequency (times)	445	729	284	985	798	-187	121	132	11
Volume Transaksi (lot) Volume (lots)	1411	1,981	570	1354	978	-376	159	141	-18
Rata-rata Volume Harian (lot) Daily Volume Average (lots)	78	117	39	104	65	-39	8	7	-1
Volume Tertinggi (lot) High Volume (lots)	(28) 325	(26) 340	15	(30) 238	(20) 138	-100	(15) 31	(13) 20	20.31
Volume Terendah (lot) Low Volume (lots)	(07) 1	(09) 1	-	(28) 32	(25) 8	-24	(16) 1	(05) 2	1
Harga tertinggi (Rp) High Prices (Rp)	(14) 10.120	(16) 10.690	570	(07) 9.725 -	-	-9725	(15) 9.350	(10) 9,760	410
Harga terendah (Rp) Low Prices (Rp)	(05) 9.475	(14) 10.410	935	(07) 9.725	-	-9725	(06) 8.755	(13) 9,570	815
Rata-rata harga harian (Rp) Daily Price Average (Rp)	9,883	10,529	646	9,883	10,529	646	9,003	9,650	647



<div>Kontrak (Contract) / bulan (Month)</div> <div>Uraian (Items)</div>	<b>Crude Palm Oil (CPOTR)</b> Indonesia Commodity & Derivatives Exchange (ICDX)			<b>Kakao / Cocoa (CC5)</b> Jakarta Futures Exchange (JFX)		
	Mar '12	Apr '12	Perubahan / Change	Mar '12	Apr '12	Perubahan / Change
Hari perdagangan (hari) Trading Days (days)	22	20	-2	22	21	-1
Jumlah Transaksi (kali) Frequency (times)	22,406	25,423	3,017	4,099	3,003	-1,096
Volume Transaksi (lot) Volume (lots)	70,885	66,325	-4,560	4,187	4,785	598
Rata-rata Volume Harian (lot) Daily Volume Average (lots)	3,375	3316	-59	199	239	40
Volume Tertinggi (lot) High Volume (lots)	(13) 4037	(18) 4060	23	(22) 308	(16) 502	194
Volume Terendah (lot) Low Volume (lots)	(30) 2882	(11) 2011	-871	(07) 94	(03) 62	-32
Harga tertinggi (Rp) High Prices (Rp)	-	-	-	(27) 23.040	(17) 22,700	-340
Harga terendah (Rp) Low Prices (Rp)	-	-	-	(16) 21.490	(04) 20,090	-1,400
Rata-rata harga harian (Rp) Daily Price Average (Rp)	9,922	10,612	690	20,090	21,410	1,320

<div>Kontrak (Contract) / bulan (Month)</div> <div>Uraian (Items)</div>	<b>Emas / Gold (GOL)</b> Jakarta Futures Exchange (JFX)			<b>Emas / Gold (GOL250)</b> Jakarta Futures Exchange (JFX)			<b>Emas/Gold (GOLDGR)</b> Indonesia Commodity & Derivatives Exchange (ICDX)		
	Mar '12	Apr '12	Perubahan / Change	Mar '12	Apr '12	Perubahan / Change	Mar '12	Apr '12	Perubahan / Change
Hari perdagangan (hari) Trading Days (days)	22	21	-1	22	21	-1	22	20	-2
Jumlah Transaksi (kali) Frequency (times)	189	140	-49	534	639	105	32	61	29
Volume Transaksi (lot) Volume (lots)	1364	1,470	106	2043	2,143	100	348	397	49
Rata-rata Volume Harian (lot) Daily Volume Average (lots)	195	184	-11	108	119	11	39	44	5
Volume Tertinggi (lot) High Volume (lots)	(28) 370	(26) 300	-70	(28) 382	(26) 412	30	(22) 80	(30) 128	48
Volume Terendah (lot) Low Volume (lots)	(23) 2	(04) 20	18	(08) 8	(18) 4	-4	(30) 20	(16) 20	-
Harga tertinggi (Rp) High Prices (Rp)	(27) 504.400	(02) 501.200	-3,200	(27) 507.300	(13) 503.900	-3,400	-	-	-
Harga terendah (Rp) Low Prices (Rp)	(21) 499.100	(20) 498.500	-600	(21) 499.500	(05) 492.000	-7,500	-	-	-
Rata-rata harga harian (Rp) Daily Price Average (Rp)	511,228	499,826	-11,402	511,622	499,109	-12,513	498,591	491,500	-7,091

<div>Kontrak (Contract) / bulan (Month)</div> <div>Uraian (Items)</div>	<b>Gulir Emas / Rolling Gold (KGE)</b> Jakarta Futures Exchange (JFX)			<b>Gulir Emas / Rolling Gold (KGEUSD)</b> Jakarta Futures Exchange (JFX)			<b>Gulir Indeks Emas / Rolling Gold Index (KIE)</b> Bursa Berjangka Jakarta (BBJ)		
	Mar '12	Apr '12	Perubahan / Change	Mar '12	Apr '12	Perubahan / Change	Mar '12	Apr '12	Perubahan / Change
Hari perdagangan (hari) Trading Days (days)	22	21	-1	22	21	-1	22	21	-1
Jumlah Transaksi (kali) Frequency (times)	2	56	54	50	101	51	142	281	139
Volume Transaksi (lot) Volume (lots)	2	1,918	1,916	1100	1,072	-28	2,206	2,653	447
Rata-rata Volume Harian (lot) Daily Volume Average (lots)	2	639	637	275	179	-96	170	241	71
Volume Tertinggi (lot) High Volume (lots)	(05) 2	(26) 1800	1798	(21) 520	(19) 320	-200	(26) 606	(27) 602	-4
Volume Terendah (lot) Low Volume (lots)	(05) 2	(23) 10	8	(07) 140	(30) 66	-74	(05) 1	(30) 3	2
Harga tertinggi (Rp) High Prices (Rp)	(05) 497.200	(19) 486.700	-10,500	(06) 1691	(30) 1662	-29	(27) 9.194	(27) 9250	56
Harga terendah (Rp) Low Prices (Rp)	(05) 497.200	(23) 484.210	-12,990	(21) 1652	(23) 1636	-16	(05) 9.125	(18) 9020	-105
Rata-rata harga harian (Rp) Daily Price Average (Rp)	492,903	486,110	-6,793	1,650	1,649	-1	9,142	9,167	25

<div>Kontrak (Contract) / bulan (Month)</div> <div>Uraian (Items)</div>	<b>Tunda Serah Emas GOLDUD</b> Indonesia Commodity & Derivatives Exchange (ICDX)			<b>Tunda Serah Emas GOLDID</b> Indonesia Commodity & Derivatives Exchange (ICDX)		
	Mar '12	Apr '12	Perubahan / Change	Mar '12	Apr '12	Perubahan / Change
Hari perdagangan (hari) Trading Days (days)	22	20	-2	22	20	-2
Jumlah Transaksi (kali) Frequency (times)	2,222	5,523	3,301	300	278	-22
Volume Transaksi (lot) Volume (lots)	8,713	17,994	9,281	569	472	-97
Rata-rata Volume Harian (lot) Daily Volume Average (lots)	396	900	504	26	24	-2
Volume Tertinggi (lot) High Volume (lots)	(06) 1111	(25) 2130	1019	(22) 107	(24) 76	-31
Volume Terendah (lot) Low Volume (lots)	(19) 158	(18) 292	134	(07) 1	(11) 5	4
Harga tertinggi (Rp) High Prices (Rp)	(01) 1.723	(02) 1683	-40	(01) 1.725	(09) 1730	5
Harga terendah (Rp) Low Prices (Rp)	(22) 1.629	(04) 1613	-16	(22) 1.635	(04) 1613	-22
Rata-rata harga harian (Rp) Daily Price Average (Rp)	1,676	1,650	-26	1,676	1,650	-26

## 2. Harga Bulanan / *Monthly Prices*

### Olein (OLE) Jakarta Futures Exchange (JFX)

April / April '12

Bulan Penyerahan /Delivery Months Uraian / Items	Apr.'12 (Rp/Kg)	Mei.'12 (Rp/Kg)	Juni.'12 (Rp/Kg)	Juli.'12 (Rp/Kg)	Agust.'12 (Rp/Kg)	Sept.'12 (Rp/Kg)	Okt.'12 (Rp/Kg)
Pembukaan <i>Open</i>	10,500	10,280	10,220	10,550	10,060	10,045	10,230
Tertinggi <i>High</i>	10,690	10,430	10,450	10,565	10,665	10,640	10,240
Terendah <i>Low</i>	10,410	10,170	10,190	10,100	10,060	10,045	10,180
Penutupan <i>Settlement</i>	10,490	10,380	10,385	10,375	10,295	10,260	10,225

### Olein (OLE 10) Jakarta Futures Exchange (JFX)

April / April '12

Bulan Penyerahan /Delivery Months Uraian / Items	Apr.'12 (Rp/Kg)	Mei.'12 (Rp/Kg)	Juni.'12 (Rp/Kg)	Juli.'12 (Rp/Kg)	Agust.'12 (Rp/Kg)	Sept.'12 (Rp/Kg)	Okt.'12 (Rp/Kg)
Pembukaan <i>Open</i>	-	10,200	10,190	10,090	10,050	10,040	10,210
Tertinggi <i>High</i>	-	10,300	10,220	10,590	10,660	10,655	10,210
Terendah <i>Low</i>	-	10,050	10,190	10,090	10,050	10,040	10,190
Penutupan <i>Settlement</i>	10,490	10,380	10,385	10,375	10,295	10,260	10,225

**RBD PALM OLEIN (OLEINTR)**  
Indonesia Commodity & Derivatives Exchange (ICDX)

April / April '12

Bulan Penyerahan /Delivery Months Uraian / Items	Apr.'12 (Rp/Kg)	Mei.'12 (Rp/Kg)	Juni.'12 (Rp/Kg)	Juli.'12 (Rp/Kg)	Agust.'12 (Rp/Kg)	Sept.'12 (Rp/Kg)	Okt.'12 (Rp/Kg)
Pembukaan <i>Open</i>	9,630	9,540	9,585	9,595	-	-	-
Tertinggi <i>High</i>	9,760	9,730	9,730	9,640	-	-	-
Terendah <i>Low</i>	9,570	9,365	9,340	9,285	-	-	-
Penutupan <i>Settlement</i>	9,700	9,395	9,395	9,325	9,370	9,370	9,370

**Crude Palm Oil (CPOTR)**  
Indonesia Commodity & Derivatives Exchange (ICDX)

April / April '12

Bulan Penyerahan /Delivery Months Uraian / Items	Apr.'12 (Rp/Kg)	Mei.'12 (Rp/Kg)	Juni.'12 (Rp/Kg)	Juli.'12 (Rp/Kg)	Agust.'12 (Rp/Kg)	Sept.'12 (Rp/Kg)	Okt.'12 (Rp/Kg)
Pembukaan <i>Open</i>	-	10,500	10,470	10,365	10,270	-	-
Tertinggi <i>High</i>	-	10,855	10,825	10,760	10,445	-	-
Terendah <i>Low</i>	-	10,275	10,270	10,240	10,190	-	-
Penutupan <i>Settlement</i>	10,645	10,465	10,515	10,445	10,440	10,440	10,440

**Kakao / Cocoa (CC5)**

Jakarta Futures Exchange (JFX)

April / April '12

Bulan Penyerahan /Delivery Months Uraian / Items	Mei.'12 (Rp/Kg)	Jul.'12 (Rp/Kg)	Sept.'12 (Rp/Kg)	Des.'12 (Rp/Kg)	Mar.'13 (Rp/Kg)
Pembukaan <i>Open</i>	21,570	21,650	21,890	22,020	22,050
Tertinggi <i>High</i>	22,700	22,070	22,190	22,320	22,310
Terendah <i>Low</i>	20,090	20,090	20,220	20,360	20,470
Penutupan <i>Settlement</i>	21,790	21,330	21,520	21,570	21,590

**Emas / Gold (GOL)**

Jakarta Futures Exchange (JFX)

April / April '12

Bulan Penyerahan /Delivery Months Uraian / Items	Apr.'12 (Rp/gr)	Mei.'12 (Rp/gr)	Jun.'12 (Rp/gr)	Jul.'12 (Rp/gr)
Pembukaan <i>Open</i>	501,200	501,500	-	-
Tertinggi <i>High</i>	501,200	501,500	-	-
Terendah <i>Low</i>	498,500	497,450	-	-
Penutupan <i>Settlement</i>	500,950	500,900	505,900	508,300

**Emas / Gold (GOL250)**

Jakarta Futures Exchange (JFX)

April / April '12

Bulan Penyerahan /Delivery Months Uraian / Items	Apr.'12 (Rp/gr)	Mei.'12 (Rp/gr)	Jun.'12 (Rp/gr)	Jul.'12 (Rp/gr)
Pembukaan <i>Open</i>	501,200	495,100	507,600	-
Tertinggi <i>High</i>	503,900	504,000	509,250	-
Terendah <i>Low</i>	492,000	495,100	500,000	-
Penutupan <i>Settlement</i>	499,750	499,900	505,800	507,900

**Emas / Gold (GOLDGR)**  
Indonesia Commodity & Derivatives Exchange (ICDX)

April / April '12

Bulan Penyerahan /Delivery Months Uraian / Items	Apr.'12 (Rp/gr)	Mei.'12 (Rp/gr)	Jun.'12 (Rp/gr)	Jul.'12 (Rp/gr)	Agt.'12 (Rp/gr)	Sep.'12 (Rp/gr)	Okt.'12 (Rp/gr)	Nop.'12 (Rp/gr)	Des.'12 (Rp/gr)	Jan '13 (Rp/gr)	Peb '13 (Rp/gr)	Mar '13 (Rp/gr)
Pembukaan <i>Open</i>	-	501,200	497,300	492,100	-	-	-	-	-	-	-	-
Tertinggi <i>High</i>	-	498,700	501,000	502,000	-	-	-	-	-	-	-	-
Terendah <i>Low</i>	-	495,100	477,500	492,100	-	-	-	-	-	-	-	-
Penutupan <i>Settlement</i>	496,800	498,500	500,200	502,000	503,900	505,900	507,900	509,900	512,000	514,100	518,400	518,400

April / April '12

Kontrak /Contract Uraian / Items	Gulir Emas / Rolling Gold (KGE) (Rp/gr)	Gulir Emas / Rolling Gold (KGEUSD) (USD/T.Ounce)	Gulir Indeks Emas / Rolling Gold Index (KIE) (Point)	Tunda Serah Emas (GOLDID) (USD/T.Ounce)	Tunda Serah Emas (GOLDUD) (USD/T.Ounce)
	Jakarta Futures Exchange (JFX)			Indonesia Commodity & Derivatives Exchange (ICDX)	
Pembukaan <i>Open</i>	484,750	1,647.00	9,115	1,670.60	1,670.60
Tertinggi <i>High</i>	486,700	1,661.60	9,250	1,730.00	1,683.40
Terendah <i>Low</i>	484,210	1,636.10	9,020	1,613.30	1,613.30
Penutupan <i>Settlement</i>	491,284	1,665.40	9,192	1,664.90	1,664.90



### 3. Harga Harian / Daily Prices

**Olein (OLE)**  
Jakarta Futures Exchange (JFX)

April / April '12

Tanggal / Date	Bulan Penyerahan / Delivery Months	April / April '12				Mei / May '12				Juni / June '12				Juli / July '12			
		Pembukaan Open (Rp/Kg)	Tertinggi High (Rp/Kg)	Terendah Low (Rp/Kg)	Penutupan Settlement (Rp/Kg)	Pembukaan Open (Rp/Kg)	Tertinggi High (Rp/Kg)	Terendah Low (Rp/Kg)	Penutupan Settlement (Rp/Kg)	Pembukaan Open (Rp/Kg)	Tertinggi High (Rp/Kg)	Terendah Low (Rp/Kg)	Penutupan Settlement (Rp/Kg)	Pembukaan Open (Rp/Kg)	Tertinggi High (Rp/Kg)	Terendah Low (Rp/Kg)	Penutupan Settlement (Rp/Kg)
2-Apr-12	-	-	-	-	10,350	-	-	-	10,325	-	-	-	10,310	-	-	-	10,300
3-Apr-12	-	-	-	-	10,390	-	-	-	10,350	-	-	-	10,315	-	-	-	10,300
4-Apr-12	-	-	-	-	10,450	-	-	-	10,400	-	-	-	10,385	-	-	-	10,365
5-Apr-12	-	-	-	-	10,470	-	-	-	10,430	-	-	-	10,390	-	-	-	10,375
9-Apr-12	10,500	10,500	10,500	10,615	-	-	-	-	10,590	-	-	-	10,550	-	-	-	10,525
10-Apr-12	10,420	10,500	10,410	10,680	-	-	-	-	10,590	-	-	-	10,685	-	-	-	10,585
11-Apr-12	10,560	10,640	10,550	10,685	-	-	-	-	10,595	-	-	-	10,690	-	-	-	10,590
12-Apr-12	10,550	10,550	10,550	10,580	-	-	-	-	11,950	-	-	-	10,545	-	-	-	10,525
13-Apr-12	10,500	10,500	10,500	10,580	-	-	-	-	10,430	-	-	-	10,560	-	-	-	10,540
16-Apr-12	10,610	10,690	10,600	10,490	-	-	-	-	10,285	-	-	-	10,260	10,550	10,565	10,550	10,250
17-Apr-12	-	-	-	-	-	10,280	10,280	10,180	10,415	10,220	10,220	10,220	10,410	10,100	10,190	10,100	10,380
18-Apr-12	-	-	-	-	-	-	-	-	10,395	10,390	10,400	10,320	10,360	10,400	10,400	10,385	10,330
19-Apr-12	-	-	-	-	-	-	-	-	10,330	10,390	10,390	10,310	10,310	-	-	-	10,275
20-Apr-12	-	-	-	-	-	10,350	10,430	10,170	10,280	10,300	10,300	10,210	10,265	-	-	-	10,235
23-Apr-12	-	-	-	-	-	-	-	-	10,350	-	-	-	10,335	-	-	-	10,280
24-Apr-12	-	-	-	-	-	-	-	-	10,330	-	-	-	10,340	-	-	-	10,300
25-Apr-12	-	-	-	-	-	10,220	10,340	10,210	10,320	10,400	10,450	10,190	10,330	-	-	-	10,315
26-Apr-12	-	-	-	-	-	10,220	10,305	10,210	10,365	-	-	-	10,405	-	-	-	10,355
27-Apr-12	-	-	-	-	-	-	-	-	10,345	-	-	-	10,415	-	-	-	10,405
30-Apr-12	-	-	-	-	-	-	-	-	10,380	-	-	-	10,385	-	-	-	10,375
Tertinggi High		(16)	10,690			(20)	10,430			(25)	10,450			(16)	10,565		
Terendah Low		(10)	10,410			(20)	10,170			(25)	10,190			(17)	10,100		
Rata-Rata Average			10,529				10,473				10,412				10,380		

Sambungan / Continued

April / April '12

Tanggal / Date	Bulan Penyerahan / Delivery Months	Agustus / August '12				September / September '12				Oktober / October '12			
		Pembukaan Open (Rp/Kg)	Tertinggi High (Rp/Kg)	Terendah Low (Rp/Kg)	Penutupan Settlement (Rp/Kg)	Pembukaan Open (Rp/Kg)	Tertinggi High (Rp/Kg)	Terendah Low (Rp/Kg)	Penutupan Settlement (Rp/Kg)	Pembukaan Open (Rp/Kg)	Tertinggi High (Rp/Kg)	Terendah Low (Rp/Kg)	Penutupan Settlement (Rp/Kg)
2-Apr-12	-	10,060	10,090	10,060	10,270	10,045	10,095	10,045	10,250	-	-	-	-
3-Apr-12	-	10,280	10,320	10,280	10,275	10,270	10,310	10,270	10,260	-	-	-	-
4-Apr-12	-	10,285	10,315	10,285	10,325	10,265	10,295	10,265	10,300	-	-	-	-
5-Apr-12	-	10,330	10,360	10,320	10,335	10,300	10,340	10,300	10,305	-	-	-	-
9-Apr-12	-	-	-	-	10,505	-	-	-	10,490	-	-	-	-
10-Apr-12	-	-	-	-	10,650	-	-	-	10,625	-	-	-	-
11-Apr-12	10,500	10,600	10,500	10,655	-	-	-	-	10,630	-	-	-	-
12-Apr-12	10,665	10,665	10,625	10,515	10,640	10,640	10,600	10,520	10,520	-	-	-	-
13-Apr-12	10,510	10,595	10,510	10,520	10,545	10,575	10,545	10,535	10,535	-	-	-	-
16-Apr-12	-	-	-	-	10,175	-	-	-	10,150	-	-	-	-
17-Apr-12	10,180	10,225	10,170	10,315	10,150	10,190	10,150	10,250	10,250	-	-	-	10,230
18-Apr-12	10,320	10,320	10,300	10,275	10,150	10,270	10,150	10,230	10,230	10,230	10,240	10,230	10,215
19-Apr-12	10,285	10,285	10,255	10,225	10,225	10,225	10,205	10,180	10,180	-	-	-	10,105
20-Apr-12	-	-	-	-	10,205	10,190	10,210	10,190	10,165	-	-	-	10,155
23-Apr-12	10,230	10,230	10,200	10,260	10,190	10,190	10,160	10,220	10,220	-	-	-	10,200
24-Apr-12	-	-	-	-	10,260	-	-	-	10,250	-	-	-	10,205
25-Apr-12	-	-	-	-	10,255	-	-	-	10,230	-	-	-	10,190
26-Apr-12	-	-	-	-	10,245	10,245	10,215	10,215	10,250	10,200	10,200	10,180	10,230
27-Apr-12	-	-	-	-	10,350	-	-	-	10,290	-	-	-	10,280
30-Apr-12	-	-	-	-	10,295	-	-	-	10,260	-	-	-	10,225
Tertinggi High		(12)	10,665			(12)	10,640			(18)	10,240		
Terendah Low		(02)	10,060			(02)	10,045			(26)	10,180		
Rata-Rata Average			10,349				10,320				10,204		

**Olein (OLE10)**  
Jakarta Futures Exchange (JFX)

April / April '12

Tanggal / Date	Bulan Penyerahan / Delivery Months	April / April '12				Mei / May '12				Juni / June '12				Juli / July '12			
		Pembukaan Open (Rp/Kg)	Tertinggi High (Rp/Kg)	Terendah Low (Rp/Kg)	Penutupan Settlement (Rp/Kg)	Pembukaan Open (Rp/Kg)	Tertinggi High (Rp/Kg)	Terendah Low (Rp/Kg)	Penutupan Settlement (Rp/Kg)	Pembukaan Open (Rp/Kg)	Tertinggi High (Rp/Kg)	Terendah Low (Rp/Kg)	Penutupan Settlement (Rp/Kg)	Pembukaan Open (Rp/Kg)	Tertinggi High (Rp/Kg)	Terendah Low (Rp/Kg)	Penutupan Settlement (Rp/Kg)
2-Apr-12	-	-	-	-	10,350	-	-	-	10,325	-	-	-	10,310	10,090	10,130	10,090	10,300
3-Apr-12	-	-	-	-	10,390	-	-	-	10,350	-	-	-	10,315	10,310	10,340	10,310	10,300
4-Apr-12	-	-	-	-	10,450	-	-	-	10,400	-	-	-	10,385	10,320	10,360	10,320	10,365
5-Apr-12	-	-	-	-	10,470	-	-	-	10,430	-	-	-	10,390	-	-	-	10,375
9-Apr-12	-	-	-	-	10,615	-	-	-	10,590	-	-	-	10,550	-	-	-	10,525
10-Apr-12	-	-	-	-	10,680	-	-	-	10,590	-	-	-	10,685	-	-	-	10,585
11-Apr-12	-	-	-	-	10,685	-	-	-	10,595	-	-	-	10,690	-	-	-	10,590
12-Apr-12	-	-	-	-	10,580	-	-	-	11,950	-	-	-	10,545	10,590	10,590	10,530	10,525
13-Apr-12	-	-	-	-	10,580	-	-	-	10,430	-	-	-	10,560	10,525	10,565	10,525	10,540
16-Apr-12	-	-	-	-	10,490	-	-	-	10,285	-	-	-	10,260	10,560	10,560	10,520	10,250
17-Apr-12	-	-	-	-	-	10,200	10,200	10,200	10,415	-	-	-	10,410	-	-	-	10,380
18-Apr-12	-	-	-	-	-	-	-	-	10,395	-	-	-	-	-	-	-	10,330
19-Apr-12	-	-	-	-	-	-	-	-	10,330	-	-	-	10,310	10,320	10,450	10,320	10,275
20-Apr-12	-	-	-	-	-	-	-	-	10,280	-	-	-	10,265	10,270	10,290	10,225	10,235
23-Apr-12	-	-	-	-	-	-	-	-	10,350	-	-	-	10,335	-	-	-	10,280
24-Apr-12	-	-	-	-	-	10,050	10,120	10,050	10,330	10,190	10,220	10,190	10,340	10,150	10,170	10,150	10,300
25-Apr-12	-	-	-	-	-	10,300	10,300	10,300	10,320	-	-	-	10,330	-	-	-	10,315
26-Apr-12	-	-	-	-	-	-	-	-	10,365	-	-	-	10,405	-	-	-	10,355
27-Apr-12	-	-	-	-	-	-	-	-	10,345	-	-	-	10,415	-	-	-	10,405
30-Apr-12	-	-	-	-	-	-	-	-	10,380	-	-	-	10,385	-	-	-	10,375
Tertinggi High	-	-	-	-	-	-	(25)	10,300	-	-	(24)	10,220	-	-	(12)	10,590	-
Terendah Low	-	-	-	-	-	-	(24)	10,050	-	-	(24)	10,190	-	-	(02)	10,090	-
Rata-Rata Average	-	-	-	-	-	-	-	10,473	-	-	-	10,412	-	-	-	10,380	-

Sambungan / Continued

April / April '12

Tanggal / Date	Bulan Penyerahan / Delivery Months	Agustus / August '12				September / September '12				Oktober / October '12			
		Pembukaan Open (Rp/Kg)	Tertinggi High (Rp/Kg)	Terendah Low (Rp/Kg)	Penutupan Settlement (Rp/Kg)	Pembukaan Open (Rp/Kg)	Tertinggi High (Rp/Kg)	Terendah Low (Rp/Kg)	Penutupan Settlement (Rp/Kg)	Pembukaan Open (Rp/Kg)	Tertinggi High (Rp/Kg)	Terendah Low (Rp/Kg)	Penutupan Settlement (Rp/Kg)
2-Apr-12	-	10,050	10,100	10,050	10,270	10,040	10,070	10,040	10,250	-	-	-	-
3-Apr-12	-	10,300	10,330	10,300	10,275	10,260	10,290	10,260	10,280	-	-	-	-
4-Apr-12	-	10,270	10,320	10,270	10,325	10,280	10,310	10,260	10,300	-	-	-	-
5-Apr-12	-	-	-	-	10,335	10,305	10,335	10,305	10,305	-	-	-	-
9-Apr-12	-	-	-	-	10,505	-	-	-	10,490	-	-	-	-
10-Apr-12	-	-	-	-	10,650	-	-	-	10,625	-	-	-	-
11-Apr-12	-	-	-	-	10,655	-	-	-	10,630	-	-	-	-
12-Apr-12	-	10,660	10,660	10,615	10,515	10,645	10,655	10,605	10,520	-	-	-	-
13-Apr-12	-	10,505	10,545	10,505	10,520	10,560	10,600	10,560	10,535	-	-	-	-
16-Apr-12	-	10,525	10,535	10,505	10,175	10,540	10,540	10,500	10,150	-	-	-	-
17-Apr-12	-	-	-	-	10,315	10,155	10,195	10,155	10,250	-	-	-	10,230
18-Apr-12	-	10,330	10,330	10,310	10,275	10,250	10,270	10,210	10,230	-	-	-	10,215
19-Apr-12	-	-	-	-	10,225	-	-	-	10,180	-	-	-	10,105
20-Apr-12	-	10,280	10,280	10,230	10,205	10,200	10,220	10,200	10,165	-	-	-	10,155
23-Apr-12	-	10,220	10,230	10,190	10,260	10,175	10,180	10,150	10,220	-	-	-	10,200
24-Apr-12	-	10,280	10,280	10,245	10,260	10,240	10,240	10,215	10,250	10,210	10,210	10,190	10,205
25-Apr-12	-	-	-	-	10,255	-	-	-	10,230	-	-	-	10,190
26-Apr-12	-	10,280	10,280	10,250	10,240	10,240	10,240	10,210	10,230	-	-	-	10,230
27-Apr-12	-	-	-	-	10,350	-	-	-	10,290	-	-	-	10,280
30-Apr-12	-	-	-	-	10,295	-	-	-	10,260	-	-	-	10,225
Tertinggi High	-	(12)	10,660	-	-	(12)	10,655	-	-	(24)	10,210	-	-
Terendah Low	-	(02)	10,050	-	-	(02)	10,040	-	-	(24)	10,190	-	-
Rata-Rata Average	-	-	10,349	-	-	-	10,320	-	-	-	10,204	-	-

**RBD PALM OLEIN (OLEINTR)**  
Indonesia Commodity & Derivatives Exchange (ICDX)

April / April '12

Tanggal / Date	Bulan Penyerahan / Delivery Months	April / April '12				Mei / May '12				Juni / June '12				Juli / July '12			
		Pembukaan Open (Rp/Kg)	Tertinggi High (Rp/Kg)	Terendah Low (Rp/Kg)	Penutupan Settlement (Rp/Kg)	Pembukaan Open (Rp/Kg)	Tertinggi High (Rp/Kg)	Terendah Low (Rp/Kg)	Penutupan Settlement (Rp/Kg)	Pembukaan Open (Rp/Kg)	Tertinggi High (Rp/Kg)	Terendah Low (Rp/Kg)	Penutupan Settlement (Rp/Kg)	Pembukaan Open (Rp/Kg)	Tertinggi High (Rp/Kg)	Terendah Low (Rp/Kg)	Penutupan Settlement (Rp/Kg)
2-Apr-12	-	-	-	-	9,500	9,540	9,580	9,540	9,615	9,585	9,615	9,585	9,640	9,595	9,640	9,595	8,910
3-Apr-12	-	9,630	9,630	9,590	9,635	9,625	9,625	9,625	9,625	9,645	9,645	9,645	9,645	-	-	-	8,910
4-Apr-12	-	9,700	9,700	9,660	9,660	9,675	9,675	9,660	9,660	9,675	9,675	9,675	9,675	-	-	-	8,910
5-Apr-12	-	9,610	9,610	9,610	9,595	9,620	9,620	9,620	9,620	-	-	-	9,190	-	-	-	8,910
9-Apr-12	-	9,645	9,705	9,645	9,690	9,650	9,715	9,650	9,715	9,680	9,730	9,680	9,730	-	-	-	8,910
10-Apr-12	-	9,690	9,760	9,690	9,715	9,705	9,705	9,705	9,705	9,725	9,725	9,725	9,725	-	-	-	8,910
11-Apr-12	-	9,695	9,695	9,695	9,740	9,685	9,690	9,685	9,690	-	-	-	9,710	-	-	-	9,665
12-Apr-12	-	9,705	9,710	9,705	9,680	9,710	9,710	9,675	9,720	9,690	9,690	9,690	9,705	-	-	-	9,670
13-Apr-12	-	9,700	9,700	9,570	9,700	9,730	9,730	9,625	9,625	9,725	9,725	9,590	9,600	-	-	-	9,445
16-Apr-12	-	-	-	-	-	9,595	9,600	9,560	9,530	9,610	9,625	9,560	9,600	9,540	9,580	9,540	9,485
17-Apr-12	-	-	-	-	-	9,525	9,550	9,525	9,530	9,585	9,585	9,540	9,560	9,530	9,550	9,500	9,490
18-Apr-12	-	-	-	-	-	9,525	9,525	9,525	9,425	9,515	9,515	9,515	9,495	9,505	9,505	9,505	9,390
19-Apr-12	-	-	-	-	-	9,410	9,410	9,410	9,410	9,445	9,445	9,445	9,445	-	-	-	9,350
20-Apr-12	-	-	-	-	-	9,380	9,380	9,380	9,365	9,425	9,425	9,400	9,395	9,415	9,415	9,415	9,360
23-Apr-12	-	-	-	-	-	9,425	9,425	9,365	9,395	9,375	9,390	9,375	9,390	-	-	-	9,305
24-Apr-12	-	-	-	-	-	9,365	9,365	9,365	9,395	9,345	9,345	9,345	9,355	9,295	9,295	9,295	9,295
25-Apr-12	-	-	-	-	-	9,400	9,470	9,400	9,410	9,390	9,435	9,390	9,435	9,385	9,385	9,385	9,355
26-Apr-12	-	-	-	-	-	9,405	9,405	9,405	9,410	9,390	9,390	9,390	9,410	-	-	-	9,360
27-Apr-12	-	-	-	-	-	9,405	9,405	9,405	9,400	9,385	9,385	9,385	9,385	-	-	-	9,335
30-Apr-12	-	-	-	-	-	9,375	9,385	9,375	9,395	9,340	9,360	9,340	9,395	9,345	9,345	9,285	9,325
Tertinggi High		(10) 9,760				(13) 9,730				(09) 9,730				(02) 9,640			
Terendah Low		(13) 9,570				(24) 9,365				(30) 9,340				(30) 9,285			
Rata-Rata		9,650				9,532				9,524				9,265			

Sambungan / Continued

April / April '12

Tanggal / Date	Bulan Penyerahan / Delivery Months	Agustus / August '12				September / September '12				Oktober / October '12			
		Pembukaan Open (Rp/Kg)	Tertinggi High (Rp/Kg)	Terendah Low (Rp/Kg)	Penutupan Settlement (Rp/Kg)	Pembukaan Open (Rp/Kg)	Tertinggi High (Rp/Kg)	Terendah Low (Rp/Kg)	Penutupan Settlement (Rp/Kg)	Pembukaan Open (Rp/Kg)	Tertinggi High (Rp/Kg)	Terendah Low (Rp/Kg)	Penutupan Settlement (Rp/Kg)
2-Apr-12	-	-	-	-	8,910	-	-	-	8,910	-	-	-	-
3-Apr-12	-	-	-	-	8,910	-	-	-	8,910	-	-	-	-
4-Apr-12	-	-	-	-	8,910	-	-	-	8,910	-	-	-	-
5-Apr-12	-	-	-	-	8,910	-	-	-	8,910	-	-	-	-
9-Apr-12	-	-	-	-	8,910	-	-	-	8,910	-	-	-	-
10-Apr-12	-	-	-	-	8,910	-	-	-	8,910	-	-	-	-
11-Apr-12	-	-	-	-	9,665	-	-	-	9,665	-	-	-	-
12-Apr-12	-	-	-	-	9,670	-	-	-	9,670	-	-	-	-
13-Apr-12	-	-	-	-	9,445	-	-	-	9,445	-	-	-	-
16-Apr-12	-	-	-	-	9,535	-	-	-	9,535	-	-	-	9,535
17-Apr-12	-	-	-	-	9,415	-	-	-	9,415	-	-	-	9,415
18-Apr-12	-	-	-	-	9,330	-	-	-	9,330	-	-	-	9,330
19-Apr-12	-	-	-	-	9,350	-	-	-	9,350	-	-	-	9,350
20-Apr-12	-	-	-	-	9,260	-	-	-	9,260	-	-	-	9,260
23-Apr-12	-	-	-	-	9,290	-	-	-	9,290	-	-	-	9,290
24-Apr-12	-	-	-	-	9,295	-	-	-	9,295	-	-	-	9,295
25-Apr-12	-	-	-	-	9,290	-	-	-	9,290	-	-	-	9,290
26-Apr-12	-	-	-	-	9,360	-	-	-	9,360	-	-	-	9,360
27-Apr-12	-	-	-	-	9,335	-	-	-	9,335	-	-	-	9,335
30-Apr-12	-	-	-	-	9,370	-	-	-	9,370	-	-	-	9,370
Tertinggi High		-				-				-			
Terendah Low		-				-				-			
Rata-Rata Average		9,254				9,254				9,348			

**Crude Palm Oil (CPOTR)**  
Indonesia Commodity & Derivatives Exchange (ICDX)

April / April '12

Tanggal / Date	Bulan Penyerahan / Delivery Months	April / April '12				Mei / May '12				Juni / June '12				Juli / July '12			
		Pembukaan Open (Rp/Kg)	Tertinggi High (Rp/Kg)	Terendah Low (Rp/Kg)	Penutupan Settlement (Rp/Kg)	Pembukaan Open (Rp/Kg)	Tertinggi High (Rp/Kg)	Terendah Low (Rp/Kg)	Penutupan Settlement (Rp/Kg)	Pembukaan Open (Rp/Kg)	Tertinggi High (Rp/Kg)	Terendah Low (Rp/Kg)	Penutupan Settlement (Rp/Kg)	Pembukaan Open (Rp/Kg)	Tertinggi High (Rp/Kg)	Terendah Low (Rp/Kg)	Penutupan Settlement (Rp/Kg)
2-Apr-12	-	-	-	-	10,520	10,500	10,585	10,470	10,550	10,470	10,555	10,425	10,520	10,365	10,470	10,360	10,440
3-Apr-12	-	-	-	-	10,560	10,630	10,655	10,575	10,585	10,640	10,640	10,525	10,570	10,535	10,545	10,420	10,475
4-Apr-12	-	-	-	-	10,530	10,625	10,700	10,580	10,615	10,565	10,640	10,530	10,605	10,445	10,550	10,440	10,495
5-Apr-12	-	-	-	-	10,550	10,620	10,670	10,585	10,650	10,590	10,630	10,525	10,605	10,575	10,575	10,425	10,515
9-Apr-12	-	-	-	-	10,630	10,810	10,855	10,690	10,700	10,780	10,805	10,645	10,680	10,710	10,740	10,565	10,585
10-Apr-12	-	-	-	-	10,730	10,725	10,845	10,640	10,830	10,665	10,820	10,615	10,790	10,590	10,760	10,555	10,755
11-Apr-12	-	-	-	-	10,785	10,750	10,775	10,665	10,770	10,800	10,825	10,705	10,755	10,670	10,710	10,610	10,710
12-Apr-12	-	-	-	-	10,560	10,750	10,820	10,630	10,650	10,700	10,725	10,610	10,635	10,660	10,675	10,540	10,550
13-Apr-12	-	-	-	-	10,645	10,735	10,735	10,470	10,605	10,670	10,685	10,450	10,590	10,635	10,635	10,415	10,425
16-Apr-12	-	-	-	-	-	10,370	10,500	10,345	10,485	10,385	10,470	10,345	10,505	10,340	10,430	10,305	10,390
17-Apr-12	-	-	-	-	-	10,460	10,470	10,365	10,505	10,350	10,460	10,350	10,510	10,385	10,425	10,310	10,415
18-Apr-12	-	-	-	-	-	10,450	10,475	10,385	10,435	10,420	10,450	10,370	10,455	10,385	10,420	10,325	10,350
19-Apr-12	-	-	-	-	-	10,430	10,440	10,275	10,425	10,370	10,415	10,270	10,445	10,350	10,385	10,240	10,365
20-Apr-12	-	-	-	-	-	10,355	10,445	10,280	10,470	10,280	10,435	10,280	10,450	10,300	10,425	10,245	10,415
23-Apr-12	-	-	-	-	-	10,545	10,545	10,360	10,445	10,450	10,520	10,365	10,460	10,445	10,480	10,325	10,355
24-Apr-12	-	-	-	-	-	10,345	10,415	10,305	10,395	10,395	10,395	10,290	10,405	10,380	10,380	10,250	10,305
25-Apr-12	-	-	-	-	-	10,375	10,460	10,285	10,525	10,345	10,435	10,295	10,515	10,290	10,430	10,275	10,420
26-Apr-12	-	-	-	-	-	10,375	10,485	10,330	10,490	10,375	10,490	10,340	10,540	10,350	10,450	10,315	10,440
27-Apr-12	-	-	-	-	-	10,445	10,445	10,320	10,510	10,455	10,480	10,385	10,540	10,415	10,455	10,375	10,445
30-Apr-12	-	-	-	-	-	10,460	10,460	10,285	10,465	10,395	10,480	10,345	10,515	10,390	10,445	10,315	10,445
Tertinggi High		-				(09) 10,855				(11) 10,825				(10) 10,760			
Terendah Low		-				(19) 10,275				(19) 10,270				(19) 10,240			
Rata-Rata Average		10,612				10,555				10,555				10,465			

Sambungan / Continued

April / April '12

Tanggal / Date	Bulan Penyerahan / Delivery	Agustus / August '12				September / September '12				Oktober / October '12			
		Pembukaan Open (Rp/Kg)	Tertinggi High (Rp/Kg)	Terendah Low (Rp/Kg)	Penutupan Settlement (Rp/Kg)	Pembukaan Open (Rp/Kg)	Tertinggi High (Rp/Kg)	Terendah Low (Rp/Kg)	Penutupan Settlement (Rp/Kg)	Pembukaan Open (Rp/Kg)	Tertinggi High (Rp/Kg)	Terendah Low (Rp/Kg)	Penutupan Settlement (Rp/Kg)
2-Apr-12	-	-	-	-	10,440	-	-	-	10,440	-	-	-	-
3-Apr-12	-	-	-	-	10,475	-	-	-	10,475	-	-	-	-
4-Apr-12	-	-	-	-	10,495	-	-	-	10,495	-	-	-	-
5-Apr-12	-	-	-	-	10,515	-	-	-	10,515	-	-	-	-
9-Apr-12	-	-	-	-	10,585	-	-	-	10,585	-	-	-	-
10-Apr-12	-	-	-	-	10,755	-	-	-	10,755	-	-	-	-
11-Apr-12	-	-	-	-	10,710	-	-	-	10,710	-	-	-	-
12-Apr-12	-	-	-	-	10,550	-	-	-	10,550	-	-	-	-
13-Apr-12	-	-	-	-	10,425	-	-	-	10,425	-	-	-	-
16-Apr-12	10,270	10,375	10,250	10,440	-	-	-	-	10,440	-	-	-	10,440
17-Apr-12	10,365	10,380	10,260	10,390	-	-	-	-	10,390	-	-	-	10,390
18-Apr-12	10,350	10,370	10,270	10,340	-	-	-	-	10,340	-	-	-	10,340
19-Apr-12	10,275	10,335	10,190	10,365	-	-	-	-	10,365	-	-	-	10,365
20-Apr-12	10,255	10,395	10,190	10,365	-	-	-	-	10,365	-	-	-	10,365
23-Apr-12	10,395	10,445	10,280	10,340	-	-	-	-	10,340	-	-	-	10,340
24-Apr-12	10,280	10,325	10,205	10,295	-	-	-	-	10,295	-	-	-	10,295
25-Apr-12	10,285	10,400	10,220	10,405	-	-	-	-	10,405	-	-	-	10,405
26-Apr-12	10,265	10,415	10,265	10,440	-	-	-	-	10,440	-	-	-	10,440
27-Apr-12	10,365	10,420	10,310	10,445	-	-	-	-	10,445	-	-	-	10,445
30-Apr-12	10,320	10,405	10,255	10,440	-	-	-	-	10,440	-	-	-	10,440
Tertinggi High		(23) 10,445				-				-			
Terendah Low		(19) 10,190				-				-			
Rata-Rata Average		10,461				10,461				10,388			

**Kakao / Cocoa (CC5)**  
 Jakarta Futures Exchange (JFX)

April / April '12

Tanggal / Date	Bulan Penyerahan / Delivery Months	Mei / May '12				Juli / July '12				September / September '12			
		Pembukaan Open (Rp/Kg)	Tertinggi High (Rp/Kg)	Terendah Low (Rp/Kg)	Penutupan Settlement (Rp/Kg)	Pembukaan Open (Rp/Kg)	Tertinggi High (Rp/Kg)	Terendah Low (Rp/Kg)	Penutupan Settlement (Rp/Kg)	Pembukaan Open (Rp/Kg)	Tertinggi High (Rp/Kg)	Terendah Low (Rp/Kg)	Penutupan Settlement (Rp/Kg)
2-Apr-12		21,570	21,940	21,030	21,140	21,650	22,060	21,120	21,230	21,890	22,190	21,280	21,390
3-Apr-12		21,200	21,210	21,150	21,200	21,280	21,390	21,280	21,320	21,490	21,600	21,460	21,490
4-Apr-12		21,130	21,130	20,090	20,510	21,230	21,230	20,330	20,500	21,380	21,380	20,490	20,690
5-Apr-12		20,300	20,810	20,170	20,520	20,370	20,740	20,250	20,440	20,570	20,960	20,450	20,620
9-Apr-12		20,430	20,890	20,230	20,820	20,470	20,720	20,190	20,670	20,650	20,870	20,380	20,830
10-Apr-12		20,710	20,910	20,350	20,470	20,660	20,760	20,130	20,250	20,760	20,880	20,330	20,410
11-Apr-12		20,290	20,940	20,290	20,860	20,170	20,690	20,170	20,570	20,310	20,870	20,310	20,740
12-Apr-12		20,870	21,230	20,420	21,200	20,480	20,960	20,090	20,910	20,660	21,150	20,220	21,050
13-Apr-12		20,970	21,890	20,970	21,790	20,870	21,430	20,850	21,150	20,980	21,550	20,980	21,320
16-Apr-12		22,500	22,500	22,500	21,790	21,200	21,540	20,960	21,400	21,320	21,610	21,100	21,510
17-Apr-12		22,700	22,700	22,700	21,790	21,420	21,920	21,420	21,840	21,520	22,020	21,520	21,910
18-Apr-12		-	-	-	21,790	21,710	21,710	21,300	21,390	21,730	21,780	21,420	21,510
19-Apr-12		-	-	-	21,790	21,260	21,540	21,010	21,120	21,390	21,680	21,150	21,290
20-Apr-12		22,500	22,500	22,500	21,790	21,120	21,680	21,120	21,530	21,290	21,800	21,290	21,650
23-Apr-12		-	-	-	21,790	21,470	21,600	21,070	21,160	21,600	21,730	21,210	21,320
24-Apr-12		-	-	-	21,790	21,170	21,980	21,170	21,710	21,340	21,980	21,340	21,810
25-Apr-12		-	-	-	21,790	21,560	21,890	21,480	21,550	21,660	21,990	21,600	21,680
26-Apr-12		-	-	-	21,790	21,580	21,830	21,510	21,720	21,710	21,980	21,630	21,850
27-Apr-12		-	-	-	21,790	21,620	21,970	21,560	21,870	21,680	22,080	21,680	21,990
30-Apr-12		-	-	-	21,790	21,700	22,070	20,970	21,330	21,800	22,190	21,180	21,520
Tertinggi High		(17) 22,700				(30) 22,070				(30) 22,190			
Terendah Low		(04) 20,090				(12) 20,090				(12) 20,220			
Rata-Rata Average		21,410				21,183				21,329			

Sambungan / Continued

April / April '12

Tanggal / Date	Bulan Penyerahan / Delivery Months	Desember / December '12				Maret / March '13			
		Pembukaan Open (Rp/Kg)	Tertinggi High (Rp/Kg)	Terendah Low (Rp/Kg)	Penutupan Settlement (Rp/Kg)	Pembukaan Open (Rp/Kg)	Tertinggi High (Rp/Kg)	Terendah Low (Rp/Kg)	Penutupan Settlement (Rp/Kg)
2-Apr-12		22,020	22,320	21,430	21,540	22,050	22,310	21,520	21,650
3-Apr-12		21,590	21,620	21,560	21,610	21,710	21,720	21,680	21,700
4-Apr-12		21,540	21,540	20,670	20,870	21,600	21,600	20,730	20,950
5-Apr-12		20,830	21,120	20,600	20,830	20,900	21,180	20,670	20,880
9-Apr-12		20,780	21,030	20,560	20,980	20,830	21,100	20,620	21,070
10-Apr-12		20,910	21,050	20,460	20,530	21,050	21,150	20,570	20,610
11-Apr-12		20,440	21,000	20,440	20,840	20,510	21,080	20,510	20,980
12-Apr-12		20,760	21,250	20,360	21,180	20,940	21,350	20,470	21,300
13-Apr-12		21,130	21,710	21,130	21,540	21,300	21,850	21,260	21,670
16-Apr-12		21,590	21,750	21,270	21,640	21,750	21,880	21,400	21,780
17-Apr-12		21,650	22,100	21,520	21,970	21,830	22,190	21,800	22,110
18-Apr-12		21,870	21,870	21,540	21,670	21,940	21,990	21,650	21,770
19-Apr-12		21,550	21,790	21,280	21,390	21,640	21,890	21,370	21,510
20-Apr-12		21,400	21,880	21,400	21,730	21,520	21,990	21,520	21,860
23-Apr-12		21,680	21,890	21,290	21,400	21,820	21,930	21,410	21,520
24-Apr-12		21,420	22,060	21,420	21,840	21,550	22,270	21,550	21,860
25-Apr-12		21,670	22,060	21,670	21,750	21,660	22,100	21,660	21,810
26-Apr-12		21,790	22,020	21,700	21,900	21,850	22,050	21,750	21,920
27-Apr-12		21,770	22,120	21,720	22,030	21,790	22,150	21,740	22,120
30-Apr-12		21,850	22,220	21,250	21,570	21,990	22,230	21,300	21,590
Tertinggi High		(02) 22,320				(02) 22,310			
Terendah Low		(12) 20,360				(12) 20,470			
Rata-Rata Average		21,441				21,533			

### 3. Harga Harian / Daily Prices

#### Emas / Gold (GOL) Jakarta Futures Exchange (JFX)

April / April '12

Tanggal / Date	Bulan Penyerahan / Delivery Months	April / April '12				Mei / May '12				Juni / June '12				Juli / July '12			
		Pembukaan Open (Rp/Kg)	Tertinggi High (Rp/Kg)	Terendah Low (Rp/Kg)	Penutupan Settlement (Rp/Kg)	Pembukaan Open (Rp/Kg)	Tertinggi High (Rp/Kg)	Terendah Low (Rp/Kg)	Penutupan Settlement (Rp/Kg)	Pembukaan Open (Rp/Kg)	Tertinggi High (Rp/Kg)	Terendah Low (Rp/Kg)	Penutupan Settlement (Rp/Kg)	Pembukaan Open (Rp/Kg)	Tertinggi High (Rp/Kg)	Terendah Low (Rp/Kg)	Penutupan Settlement (Rp/Kg)
2-Apr-12		501,200	501,200	501,200	501,200	-	-	-	505,600	-	-	-	507,600	-	-	-	-
3-Apr-12		-	-	-	501,200	-	-	-	505,800	-	-	-	508,200	-	-	-	-
4-Apr-12		-	-	-	496,800	501,500	501,500	501,500	499,800	-	-	-	501,800	-	-	-	-
5-Apr-12		-	-	-	494,700	-	-	-	497,700	-	-	-	499,700	-	-	-	-
9-Apr-12		-	-	-	498,500	-	-	-	501,500	-	-	-	503,900	-	-	-	-
10-Apr-12		499,100	499,700	499,000	499,300	-	-	-	501,500	-	-	-	503,900	-	-	-	-
11-Apr-12		500,650	501,100	500,600	501,100	-	-	-	503,500	-	-	-	505,900	-	-	-	-
12-Apr-12		-	-	-	500,600	-	-	-	503,500	-	-	-	505,600	-	-	-	-
13-Apr-12		-	-	-	502,000	-	-	-	505,000	-	-	-	507,400	-	-	-	-
16-Apr-12		499,800	501,100	499,700	500,400	-	-	-	504,400	-	-	-	506,400	-	-	-	-
17-Apr-12		-	-	-	500,500	-	-	-	502,800	-	-	-	504,600	-	-	-	-
18-Apr-12		-	-	-	499,600	-	-	-	502,600	-	-	-	504,800	-	-	-	-
19-Apr-12		-	-	-	500,200	-	-	-	502,000	-	-	-	504,300	-	-	-	-
20-Apr-12		498,500	500,200	498,500	500,200	-	-	-	500,400	-	-	-	502,500	-	-	-	-
23-Apr-12		-	-	-	500,200	-	-	-	501,900	-	-	-	504,300	-	-	-	-
24-Apr-12		-	-	-	500,200	-	-	-	502,400	-	-	-	502,600	-	-	-	504,300
25-Apr-12		500,400	501,050	500,300	500,950	-	-	-	499,750	-	-	-	500,000	-	-	-	504,300
26-Apr-12		-	-	-	-	497,600	498,200	497,450	502,400	-	-	-	502,600	-	-	-	504,300
27-Apr-12		-	-	-	-	-	-	-	500,900	-	-	-	505,900	-	-	-	508,300
30-Apr-12		-	-	-	-	-	-	-	-	-	-	-	-	-	-	-	-
Tertinggi High		(20) 501,200				(04) 501,500				-				-			
Terendah Low		(20) 496,500				(26) 497,450				-				-			
Rata-Rata Average		499,826				502,393				504,530				505,633			

#### Emas / Gold (GOL250) Jakarta Futures Exchange (JFX)

April / April '12

Tanggal / Date	Bulan Penyerahan / Delivery Months	April / April '12				Mei / May '12				Juni / June '12				Juli / July '12			
		Pembukaan Open (Rp/Kg)	Tertinggi High (Rp/Kg)	Terendah Low (Rp/Kg)	Penutupan Settlement (Rp/Kg)	Pembukaan Open (Rp/Kg)	Tertinggi High (Rp/Kg)	Terendah Low (Rp/Kg)	Penutupan Settlement (Rp/Kg)	Pembukaan Open (Rp/Kg)	Tertinggi High (Rp/Kg)	Terendah Low (Rp/Kg)	Penutupan Settlement (Rp/Kg)	Pembukaan Open (Rp/Kg)	Tertinggi High (Rp/Kg)	Terendah Low (Rp/Kg)	Penutupan Settlement (Rp/Kg)
2-Apr-12		-	-	-	499,800	-	-	-	505,600	507,600	507,800	507,600	507,600	-	-	-	-
3-Apr-12		501,200	501,200	501,200	501,200	-	-	-	505,600	507,900	508,250	507,900	508,200	-	-	-	-
4-Apr-12		-	-	-	496,800	495,100	495,600	495,100	499,800	503,700	504,000	503,700	501,800	-	-	-	-
5-Apr-12		492,000	492,000	492,000	492,700	-	-	-	495,900	501,000	501,000	500,000	499,700	-	-	-	-
9-Apr-12		497,800	497,800	497,800	497,800	-	-	-	500,700	502,600	502,850	502,600	503,500	-	-	-	-
10-Apr-12		498,100	499,100	498,000	499,100	-	-	-	500,700	504,000	504,350	504,000	504,300	-	-	-	-
11-Apr-12		499,000	500,300	499,000	500,300	-	-	-	502,700	504,900	505,150	504,800	505,500	-	-	-	-
12-Apr-12		-	-	-	500,300	-	-	-	502,700	-	-	-	505,500	-	-	-	-
13-Apr-12		503,100	503,900	503,100	503,000	-	-	-	504,200	509,250	509,000	509,000	508,000	-	-	-	-
16-Apr-12		498,900	500,100	498,750	499,400	504,000	504,000	502,400	503,000	508,050	508,800	508,050	506,400	-	-	-	-
17-Apr-12		-	-	-	499,500	-	-	-	503,000	-	-	-	506,400	-	-	-	-
18-Apr-12		-	-	-	499,500	-	-	-	502,600	505,600	505,750	505,600	504,600	-	-	-	-
19-Apr-12		497,200	497,200	497,200	498,400	502,000	503,900	501,300	501,800	504,000	504,150	503,200	504,400	-	-	-	-
20-Apr-12		497,500	499,100	497,500	499,100	-	-	-	501,800	-	-	-	504,400	-	-	-	-
23-Apr-12		-	-	-	499,100	502,000	502,000	502,000	502,000	504,000	504,350	504,000	504,300	-	-	-	-
24-Apr-12		-	-	-	499,100	499,400	500,600	499,400	500,400	502,300	502,550	502,300	502,500	-	-	-	-
25-Apr-12		499,300	499,900	499,150	499,750	502,100	502,100	501,300	501,900	504,100	504,350	504,100	504,300	-	-	-	-
26-Apr-12		-	-	-	-	497,000	498,100	496,500	502,400	502,000	502,600	502,000	497,150	-	-	-	504,300
27-Apr-12		-	-	-	-	-	-	-	499,750	500,050	500,800	500,000	500,000	-	-	-	504,300
30-Apr-12		-	-	-	-	-	-	-	499,900	505,300	506,100	505,300	505,800	-	-	-	507,900
Tertinggi High		(13) 503,900				(16) 504,000				(13) 509,250				-			
Terendah Low		(21) 492,000				(05) 495,100				(27) 500,000				-			
Rata-Rata Average		499,109				501,823				504,218				505,500			

**Emas / Gold (GOLDGR)**  
Indonesia Commodity & Derivatives Exchange (ICDX)

April / April '12

Tanggal / Date	Bulan Penyerahan / Delivery Months	April / April '12				Mei / May '12				Juni / June '12				Juli / July '12			
		Pembukaan Open (Rp/Kg)	Tertinggi High (Rp/Kg)	Terendah Low (Rp/Kg)	Penutupan Settlement (Rp/Kg)	Pembukaan Open (Rp/Kg)	Tertinggi High (Rp/Kg)	Terendah Low (Rp/Kg)	Penutupan Settlement (Rp/Kg)	Pembukaan Open (Rp/Kg)	Tertinggi High (Rp/Kg)	Terendah Low (Rp/Kg)	Penutupan Settlement (Rp/Kg)	Pembukaan Open (Rp/Kg)	Tertinggi High (Rp/Kg)	Terendah Low (Rp/Kg)	Penutupan Settlement (Rp/Kg)
2-Apr-12	-	-	-	-	489,300	501,200	501,500	501,200	500,900	-	-	-	502,600	-	-	-	504,500
3-Apr-12	-	-	-	-	489,100	-	-	-	490,700	-	-	-	492,400	-	-	-	494,200
4-Apr-12	-	-	-	-	482,100	-	-	-	483,700	-	-	-	485,400	-	-	-	487,200
5-Apr-12	-	-	-	-	484,600	-	-	-	486,200	-	-	-	487,900	-	-	-	489,700
9-Apr-12	-	-	-	-	488,700	-	-	-	490,300	-	-	-	492,000	-	-	-	493,800
10-Apr-12	-	-	-	-	493,700	-	-	-	495,400	-	-	-	497,100	-	-	-	498,900
11-Apr-12	-	-	-	-	494,000	-	-	-	495,600	497,300	497,700	497,300	497,300	-	-	-	499,100
12-Apr-12	-	-	-	-	499,100	-	-	-	500,800	-	-	-	502,500	-	-	-	504,300
13-Apr-12	-	-	-	-	493,600	-	-	-	495,200	-	-	-	497,000	-	-	-	498,800
16-Apr-12	-	-	-	-	492,100	-	-	-	493,700	477,500	477,600	477,500	495,400	-	-	-	497,200
17-Apr-12	-	-	-	-	491,600	-	-	-	493,200	485,600	485,800	485,600	495,000	-	-	-	496,800
18-Apr-12	-	-	-	-	488,600	-	-	-	490,200	-	-	-	491,900	-	-	-	493,700
19-Apr-12	-	-	-	-	489,300	-	-	-	490,900	-	-	-	492,600	-	-	-	494,400
20-Apr-12	-	-	-	-	489,100	-	-	-	490,800	-	-	-	492,500	-	-	-	494,300
23-Apr-12	-	-	-	-	488,400	-	-	-	490,000	-	-	-	491,700	-	-	-	493,500
24-Apr-12	-	-	-	-	489,500	-	-	-	491,100	-	-	-	492,800	492,100	492,900	492,100	494,600
25-Apr-12	-	-	-	-	490,400	-	-	-	492,000	489,500	491,000	489,500	493,700	-	-	-	495,500
26-Apr-12	-	-	-	-	494,100	-	-	-	495,800	-	-	-	497,500	-	-	-	499,300
27-Apr-12	-	-	-	-	495,900	495,100	495,800	495,100	497,500	-	-	-	499,300	500,000	500,000	500,000	501,100
30-Apr-12	-	-	-	-	496,800	497,300	498,700	497,300	498,500	501,000	501,000	500,500	500,200	502,000	502,000	502,000	502,000
Tertinggi High	-	-	-	-	-	(30)	498,700	-	-	(30)	501,000	-	-	(30)	502,000	-	-
Terendah Low	-	-	-	-	-	(27)	495,100	-	-	(16)	477,500	-	-	(24)	492,100	-	-
Rata-Rata Average	-	-	-	-	491,500	-	-	-	493,125	-	-	-	494,840	-	-	-	496,645

Sambungan / Continued

April / April '12

Tanggal / Date	Bulan Penyerahan / Delivery Months	Agustus / August '12				September / September '12				Oktober / October '12				Nopember / November '12			
		Pembukaan Open (Rp/Kg)	Tertinggi High (Rp/Kg)	Terendah Low (Rp/Kg)	Penutupan Settlement (Rp/Kg)	Pembukaan Open (Rp/Kg)	Tertinggi High (Rp/Kg)	Terendah Low (Rp/Kg)	Penutupan Settlement (Rp/Kg)	Pembukaan Open (Rp/Kg)	Tertinggi High (Rp/Kg)	Terendah Low (Rp/Kg)	Penutupan Settlement (Rp/Kg)	Pembukaan Open (Rp/gram)	Tertinggi High (Rp/gram)	Terendah Low (Rp/gram)	Penutupan Settlement (Rp/gram)
2-Apr-12	-	-	-	-	506,300	-	-	-	508,300	-	-	-	510,300	-	-	-	512,300
3-Apr-12	-	-	-	-	496,100	-	-	-	497,900	-	-	-	499,900	-	-	-	501,900
4-Apr-12	-	-	-	-	489,000	-	-	-	490,800	-	-	-	492,800	-	-	-	494,700
5-Apr-12	-	-	-	-	491,500	-	-	-	493,400	-	-	-	495,300	-	-	-	497,300
9-Apr-12	-	-	-	-	495,600	-	-	-	497,500	-	-	-	499,500	-	-	-	501,500
10-Apr-12	-	-	-	-	500,700	-	-	-	502,700	-	-	-	504,600	-	-	-	506,600
11-Apr-12	-	-	-	-	501,000	-	-	-	502,900	-	-	-	504,900	-	-	-	506,900
12-Apr-12	-	-	-	-	506,200	-	-	-	508,100	-	-	-	510,100	-	-	-	512,200
13-Apr-12	-	-	-	-	500,600	-	-	-	502,600	-	-	-	504,600	-	-	-	506,600
16-Apr-12	-	-	-	-	499,100	-	-	-	501,000	-	-	-	503,000	-	-	-	505,000
17-Apr-12	-	-	-	-	498,600	-	-	-	500,500	-	-	-	502,500	-	-	-	504,500
18-Apr-12	-	-	-	-	495,500	-	-	-	497,400	-	-	-	499,400	-	-	-	501,400
19-Apr-12	-	-	-	-	496,300	-	-	-	498,200	-	-	-	500,200	-	-	-	502,200
20-Apr-12	-	-	-	-	496,100	-	-	-	498,000	-	-	-	500,000	-	-	-	502,000
23-Apr-12	-	-	-	-	495,300	-	-	-	497,200	-	-	-	499,200	-	-	-	501,200
24-Apr-12	-	-	-	-	496,400	-	-	-	498,300	-	-	-	500,300	-	-	-	502,300
25-Apr-12	-	-	-	-	497,400	-	-	-	499,300	-	-	-	501,300	-	-	-	503,300
26-Apr-12	-	-	-	-	501,200	-	-	-	503,100	-	-	-	505,100	-	-	-	507,100
27-Apr-12	-	-	-	-	503,000	-	-	-	504,900	-	-	-	506,900	-	-	-	509,000
30-Apr-12	-	-	-	-	503,900	-	-	-	505,900	-	-	-	507,900	-	-	-	509,900
Tertinggi High	-	-	-	-	-	-	-	-	-	-	-	-	-	-	-	-	-
Terendah Low	-	-	-	-	-	-	-	-	-	-	-	-	-	-	-	-	-
Rata-Rata Average	-	-	-	-	498,490	-	-	-	500,400	-	-	-	502,390	-	-	-	504,395

Sambungan / Continued

April / April '12

Tanggal / Date	Bulan / Penyerahan Delivery Month	Desember / December '12				Januari / January '13				Pebruary / February '13				Maret / March '13			
		Pembukaan Open (Rp/gram)	Tertinggi High (Rp/gram)	Terendah Low (Rp/gram)	Penutupan Settlement (Rp/gram)	Pembukaan Open (Rp/gram)	Tertinggi High (Rp/gram)	Terendah Low (Rp/gram)	Penutupan Settlement (Rp/gram)	Pembukaan Open (Rp/gram)	Tertinggi High (Rp/gram)	Terendah Low (Rp/gram)	Penutupan Settlement (Rp/gram)	Pembukaan Open (Rp/gram)	Tertinggi High (Rp/gram)	Terendah Low (Rp/gram)	Penutupan Settlement (Rp/gram)
2-Apr-12	-	-	-	-	514,400	-	-	-	516,500	-	-	-	518,700	-	-	-	520,900
3-Apr-12	-	-	-	-	503,900	-	-	-	506,000	-	-	-	508,100	-	-	-	510,300
4-Apr-12	-	-	-	-	496,700	-	-	-	498,800	-	-	-	500,900	-	-	-	503,000
5-Apr-12	-	-	-	-	499,300	-	-	-	501,400	-	-	-	503,500	-	-	-	505,600
9-Apr-12	-	-	-	-	503,500	-	-	-	505,600	-	-	-	507,700	-	-	-	509,900
10-Apr-12	-	-	-	-	508,700	-	-	-	510,800	-	-	-	512,900	-	-	-	515,100
11-Apr-12	-	-	-	-	509,000	-	-	-	511,100	-	-	-	513,200	-	-	-	515,400
12-Apr-12	-	-	-	-	514,200	-	-	-	516,400	-	-	-	518,500	-	-	-	520,800
13-Apr-12	-	-	-	-	508,600	-	-	-	510,700	-	-	-	512,900	-	-	-	515,000
16-Apr-12	-	-	-	-	507,000	-	-	-	509,100	-	-	-	511,200	-	-	-	513,400
17-Apr-12	-	-	-	-	506,500	-	-	-	508,600	-	-	-	510,800	-	-	-	513,000
18-Apr-12	-	-	-	-	503,400	-	-	-	505,500	-	-	-	507,600	-	-	-	509,800
19-Apr-12	-	-	-	-	504,200	-	-	-	506,300	-	-	-	508,400	-	-	-	510,500
20-Apr-12	-	-	-	-	504,000	-	-	-	506,100	-	-	-	508,200	-	-	-	510,400
23-Apr-12	-	-	-	-	503,200	-	-	-	505,300	-	-	-	507,400	-	-	-	509,600
24-Apr-12	-	-	-	-	504,300	-	-	-	506,400	-	-	-	508,500	-	-	-	510,700
25-Apr-12	-	-	-	-	505,300	-	-	-	507,400	-	-	-	509,500	-	-	-	511,700
26-Apr-12	-	-	-	-	509,200	-	-	-	511,300	-	-	-	513,400	-	-	-	515,600
27-Apr-12	-	-	-	-	511,000	-	-	-	513,100	-	-	-	515,300	-	-	-	517,500
30-Apr-12	-	-	-	-	512,000	-	-	-	514,100	-	-	-	516,200	-	-	-	518,400
Tertinggi High			-				-				-				-		
Terendah Low			-				-				-				-		
Rata-Rata Average			506,420				508,525				510,645				512,830		

**Gulir Emas / Rolling Gold (KGE)**

Jakarta Futures Exchange (JFX)

Tanggal / Date	Bulan / Month	April / April '12			
		Pembukaan Open (Rp/gram)	Tertinggi High (Rp/gram)	Terendah Low (Rp/gram)	Penutupan Settlement (Rp/gram)
2-Apr-12	-	-	-	-	489,633
3-Apr-12	-	-	-	-	491,974
4-Apr-12	-	-	-	-	480,532
5-Apr-12	-	-	-	-	474,917
9-Apr-12	-	-	-	-	482,482
10-Apr-12	-	-	-	-	486,694
11-Apr-12	-	-	-	-	487,294
12-Apr-12	-	-	-	-	488,253
13-Apr-12	-	-	-	-	491,847
16-Apr-12	-	-	-	-	487,154
17-Apr-12	-	-	-	-	488,153
18-Apr-12	-	-	-	-	485,923
19-Apr-12	484,750	486,700	484,750	484,208	
20-Apr-12	-	-	-	485,016	
23-Apr-12	484,210	484,235	484,210	482,224	
24-Apr-12	-	-	-	484,149	
25-Apr-12	-	-	-	485,287	
26-Apr-12	485,500	486,300	485,500	486,383	
27-Apr-12	-	-	-	488,794	
30-Apr-12	-	-	-	491,284	
Tertinggi High			(19) 486,700		
Terendah Low			(23) 484,210		
Rata-Rata Average			486,110		

**Gulir Emas / Rolling Gold (KGEUSD)**

Jakarta Futures Exchange (JFX)

Tanggal / Date	Bulan / Month	April / April '12			
		Pembukaan Open (USD/T.Ounce)	Tertinggi High (USD/T.Ounce)	Terendah Low (USD/T.Ounce)	Penutupan Settlement (USD/T.Ounce)
2-Apr-12	-	-	-	-	1,677.85
3-Apr-12	-	-	-	-	1,645.90
4-Apr-12	-	-	-	-	1,619.90
5-Apr-12	-	-	-	-	1,630.95
9-Apr-12	-	-	-	-	1,640.25
10-Apr-12	1,647.00	1,647.50	1,646.40	1,659.80	
11-Apr-12	1,658.00	1,658.50	1,658.00	1,658.95	
12-Apr-12	-	-	-	1,675.60	
13-Apr-12	-	-	-	1,658.40	
16-Apr-12	-	-	-	1,652.35	
17-Apr-12	-	-	-	1,649.45	
18-Apr-12	-	-	-	1,642.05	
19-Apr-12	1,639.40	1,639.40	1,638.70	1,642.30	
20-Apr-12	-	-	-	1,642.90	
23-Apr-12	1,637.40	1,637.50	1,636.10	1,637.70	
24-Apr-12	1,641.80	1,642.20	1,641.30	1,642.10	
25-Apr-12	-	-	-	1,643.75	
26-Apr-12	-	-	-	1,657.40	
27-Apr-12	-	-	-	1,662.90	
30-Apr-12	1,658.50	1,661.60	1,647.05	1,665.40	
Tertinggi High			(30) 1,661.60		
Terendah Low			(23) 1,636.10		
Rata-Rata Average			1,650.30		

**Gulir Indeks Emas / Rolling Gold Index (KIE)**

Jakarta Futures Exchange (JFX)

Tanggal / Date	Bulan / Month	April / April '12			
		Pembukaan Open (Point)	Tertinggi High (Point)	Terendah Low (Point)	Penutupan Settlement (Point)
2-Apr-12	-	-	-	-	9,140
3-Apr-12	-	-	-	-	9,125
4-Apr-12	-	-	-	-	9,140
5-Apr-12	-	-	-	-	9,140
9-Apr-12	9,115	9,115	9,115	9,150	
10-Apr-12	9,155	9,155	9,155	9,153	
11-Apr-12	-	-	-	9,153	
12-Apr-12	-	-	-	9,163	
13-Apr-12	-	-	-	9,145	
16-Apr-12	9,150	9,183	9,150	9,178	
17-Apr-12	9,180	9,181	9,180	9,183	
18-Apr-12	9,160	9,160	9,020	9,180	
19-Apr-12	-	-	-	9,181	
20-Apr-12	-	-	-	9,184	
23-Apr-12	9,180	9,185	9,180	9,186	
24-Apr-12	9,184	9,190	9,180	9,195	
25-Apr-12	9,194	9,198	9,194	9,199	
26-Apr-12	9,190	9,191	9,167	9,185	
27-Apr-12	9,150	9,250	9,150	9,190	
30-Apr-12	9,195	9,195	9,160	9,192	
Tertinggi High			(27) 9,250		
Terendah Low			(18) 9,020		
Rata-Rata Average			9,170		



**Tunda Serah Emas (GOLDID)**  
Indonesia Commodity & Derivatives Exchange (ICDX)

Tanggal / Date	Bulan Penyerahan / Delivery Months	April / April '12			
		Pembukaan Open (USD/T.Ounce)	Tertinggi High (USD/T.Ounce)	Terendah Low (USD/T.Ounce)	Penutupan Settlement (USD/T.Ounce)
2-Apr-12		1,670.60	1,680.60	1,664.80	1,676.70
3-Apr-12		1,676.00	1,678.70	1,645.20	1,646.40
4-Apr-12		1,643.80	1,643.90	1,613.30	1,620.60
5-Apr-12		1,622.40	1,630.20	1,622.40	1,630.40
9-Apr-12		1,730.00	1,730.00	1,636.90	1,641.30
10-Apr-12		1,647.20	1,660.80	1,641.00	1,658.50
11-Apr-12		1,656.30	1,660.60	1,656.30	1,657.80
12-Apr-12		1,655.80	1,680.00	1,652.00	1,675.50
13-Apr-12		1,672.70	1,674.80	1,651.30	1,657.00
16-Apr-12		1,651.50	1,653.00	1,645.00	1,651.30
17-Apr-12		1,655.20	1,655.80	1,640.60	1,649.90
18-Apr-12		1,647.40	1,647.40	1,639.90	1,640.40
19-Apr-12		1,641.00	1,653.00	1,640.00	1,642.20
20-Apr-12		1,646.10	1,646.10	1,639.50	1,641.70
23-Apr-12		1,642.50	1,642.50	1,636.80	1,638.70
24-Apr-12		1,637.10	1,645.00	1,634.80	1,641.50
25-Apr-12		1,643.00	1,645.00	1,629.20	1,644.30
26-Apr-12		1,644.60	1,657.00	1,644.60	1,655.70
27-Apr-12		1,657.70	1,666.00	1,654.80	1,662.10
30-Apr-12		1,663.70	1,665.50	1,657.00	1,664.90
Tertinggi High		(09) 1,730.00			
Terendah Low		(04) 1,613.30			
Rata-Rata Average		1,649.85			

**Tunda Serah Emas (GOLDUD)**  
Indonesia Commodity & Derivatives Exchange (ICDX)

Tanggal / Date	Bulan Penyerahan / Delivery Months	April / April '12			
		Pembukaan Open (USD/T.Ounce)	Tertinggi High (USD/T.Ounce)	Terendah Low (USD/T.Ounce)	Penutupan Settlement (USD/T.Ounce)
2-Apr-12		1,670.60	1,683.40	1,663.30	1,676.70
3-Apr-12		1,677.70	1,681.40	1,639.60	1,646.40
4-Apr-12		1,647.00	1,647.00	1,613.30	1,620.60
5-Apr-12		1,625.80	1,632.70	1,620.40	1,630.40
9-Apr-12		1,643.00	1,648.00	1,637.30	1,641.30
10-Apr-12		1,644.50	1,663.00	1,633.20	1,658.50
11-Apr-12		1,656.80	1,662.10	1,655.00	1,657.80
12-Apr-12		1,657.90	1,679.60	1,640.00	1,675.50
13-Apr-12		1,675.30	1,677.50	1,649.60	1,657.00
16-Apr-12		1,652.70	1,656.70	1,644.90	1,651.30
17-Apr-12		1,651.30	1,656.20	1,635.10	1,649.90
18-Apr-12		1,653.00	1,653.00	1,639.20	1,640.40
19-Apr-12		1,642.00	1,652.70	1,631.30	1,642.20
20-Apr-12		1,641.70	1,646.70	1,638.70	1,641.70
23-Apr-12		1,642.00	1,643.60	1,623.40	1,638.70
24-Apr-12		1,636.20	1,648.70	1,627.00	1,641.50
25-Apr-12		1,643.80	1,646.80	1,624.90	1,644.30
26-Apr-12		1,644.00	1,660.00	1,644.00	1,655.70
27-Apr-12		1,657.60	1,667.00	1,652.10	1,662.10
30-Apr-12		1,664.00	1,665.60	1,646.20	1,664.90
Tertinggi High		(02) 1,683.40			
Terendah Low		(04) 1,613.30			
Rata-Rata Average		1,649.85			

#### 4. Jumlah dan Volume Transaksi, dan Open Interest Frequency and Volume, and Open Interest

##### Olein (OLE)

Jakarta Futures Exchange (JFX)

Tanggal (Date)	April / April '12		
	Transaksi (kali) Frequency (times)	Volume (lot) Volume (lots)	Open Interest (lots)
2	44	44	3
3	20	20	3
4	24	24	3
5	30	30	3
9	1	1	2
10	10	150	2
11	12	160	2
12	45	45	-
13	81	81	-
16	14	170	-
17	94	94	-
18	60	60	-
19	76	76	-
20	70	318	-
23	28	28	-
24	-	-	-
25	60	340	-
26	60	340	-
27	-	-	-
30	-	-	-
Tertinggi High	(17) 94	(26) 340	(05) 3
Terendah Low	(09) 1	(09) 1	(11) 2
Rata-Rata Average	43	117	3

##### Olein (OLE10)

Jakarta Futures Exchange (JFX)

Tanggal (Date)	April / April '12		
	Transaksi (kali) Frequency (times)	Volume (lot) Volume (lots)	Open Interest (lots)
2	58	58	-
3	30	30	-
4	74	74	-
5	36	36	-
9	-	-	-
10	-	-	-
11	-	-	-
12	108	108	-
13	68	68	-
16	70	70	-
17	27	30	-
18	52	52	-
19	18	90	-
20	58	138	-
23	52	52	-
24	88	106	-
25	1	8	-
26	58	58	-
27	-	-	-
30	-	-	-
Tertinggi High	(12) 108	(20) 138	-
Terendah Low	(25) 1	(25) 8	-
Rata-Rata Average	53	65	-

##### RBD PALM OLEIN (OLEINTR)

Indonesia Commodity & Derivatives Exchange (ICDX)

Tanggal (Date)	April / April '12		
	Transaksi (kali) Frequency (times)	Volume (lot) Volume (lots)	Open Interest (lots)
2	12	12	5
3	4	4	5
4	7	7	5
5	2	2	6
9	11	11	6
10	5	5	7
11	3	3	8
12	7	8	5
13	14	20	-
16	12	14	-
17	8	8	-
18	3	3	-
19	2	2	-
20	8	8	-
23	4	4	-
24	7	7	-
25	11	11	-
26	2	2	-
27	2	2	-
30	8	8	-
Tertinggi High	(13) 14	(13) 20	(11) 8
Terendah Low	(11) 2	(27) 2	(12) 5
Rata-Rata Average	7	7	6

**Crude Palm Oil (CPOTR)**

Indonesia Commodity &amp; Derivatives Exchange (ICDX)

Tanggal (Date)	Bulan (Month)	April / April '12		
		Transaksi (kali) Frequency (times)	Volume (lot) Volume (lots)	Open Interest (lots)
2		987	3324	-
3		903	3110	-
4		977	3195	-
5		920	2809	-
9		1314	3305	-
10		1362	3044	-
11		961	2011	-
12		1303	3116	-
13		1519	3571	-
16		1545	3316	-
17		1700	3800	-
18		1791	4060	-
19		1692	3609	-
20		1296	3168	-
23		1354	3586	-
24		1419	3761	-
25		1248	3387	-
26		1183	3483	-
27		905	3108	-
30		1045	3562	-
Tertinggi High		(18) 1791	(18) 4060	-
Terendah Low		(11) 903	(11) 2011	-
Rata-Rata Average		1271	3316	-

**Kakao / Cocoa (CC5)**

Jakarta Futures Exchange (JFX)

Tanggal (Date)	Bulan (Month)	April / April '12		
		Transaksi (kali) Frequency (times)	Volume (lot) Volume (lots)	Open Interest (lots)
2		189	190	-
3		61	62	-
4		153	155	-
5		162	169	-
9		171	171	-
10		197	197	-
11		230	489	-
12		175	464	-
13		167	463	-
16		117	502	-
17		145	452	-
18		134	346	-
19		124	127	-
20		137	137	-
23		131	134	-
24		150	154	-
25		147	151	-
26		122	124	-
27		137	141	-
30		154	157	-
Tertinggi High		(11) 230	(16) 502	-
Terendah Low		(03) 61	(03) 62	-
Rata-Rata Average		150	239	-

25424

66325

**Emas / Gold (GOL)**  
Jakarta Futures Exchange (JFX)

Tanggal (Date)	Bulan (Month)	April / April '12		
		Transaksi (kali) Frequency (times)	Volume (lot) Volume (lots)	Open Interest (lots)
2		20	20	-
3		-	-	-
4		20	20	-
5		-	-	-
9		-	-	-
10		10	150	-
11		10	150	-
12		-	-	-
13		-	-	-
16		20	258	-
17		-	-	-
18		-	-	-
19		-	-	-
20		20	272	-
23		-	-	-
24		-	-	-
25		20	300	-
26		20	300	-
27		-	-	-
30		-	-	-
Tertinggi High		(26) 20	(26) 300	-
Terendah Low		(11) 10	(04) 20	-
Rata-Rata Average		18	184	-

**Emas / Gold (GOL250)**  
Jakarta Futures Exchange (JFX)

Tanggal (Date)	Bulan (Month)	April / April '12		
		Transaksi (kali) Frequency (times)	Volume (lot) Volume (lots)	Open Interest (lots)
2		18	24	-
3		40	52	-
4		18	24	-
5		42	84	-
9		38	44	-
10		20	178	-
11		38	186	-
12		-	-	-
13		48	66	-
16		31	319	-
17		-	-	-
18		4	4	-
19		36	88	-
20		10	150	-
23		9	18	-
24		12	38	-
25		31	328	15
26		124	412	-
27		12	20	-
30		108	108	-
Tertinggi High		(26) 124	(26) 412	(25) 15
Terendah Low		(18) 4	(08) 4	(25) 15
Rata-Rata Average		36	119	15

**Emas / Gold (GOLDGR)**  
Indonesia Commodity & Derivatives Exchange (ICDX)

Tanggal (Date)	Bulan (Month)	April / April '12		
		Transaksi (kali) Frequency (times)	Volume (lot) Volume (lots)	Open Interest (lots)
2		2	20	-
3		-	-	-
4		-	-	-
5		-	-	-
9		-	-	-
10		-	-	-
11		4	40	-
12		-	-	-
13		-	-	-
16		2	20	-
17		2	20	-
18		-	-	-
19		-	-	-
20		-	-	-
23		2	20	-
24		12	60	-
25		10	68	-
26		-	-	-
27		5	21	-
30		22	128	-
Tertinggi High		(30) 22	(30) 128	-
Terendah Low		(11) 2	(23) 20	-
Rata-Rata Average		7	44	-

**Gulir Emas / Rolling Gold (KGE)**  
Jakarta Futures Exchange (JFX)

Tanggal (Date)	Bulan (Month)	April / April '12		
		Transaksi (kali) Frequency (times)	Volume (lot) Volume (lots)	Open Interest (lots)
2		-	-	-
3		-	-	-
4		-	-	-
5		-	-	-
9		-	-	-
10		-	-	-
11		-	-	-
12		-	-	-
13		-	-	-
16		-	-	-
17		-	-	-
18		-	-	-
19		36	108	2
20		-	-	-
21		-	-	-
23		2	10	2
24		-	-	-
25		-	-	-
26		18	1800	2
27		-	-	-
30		-	-	-
Tertinggi High		(19) 36	(26) 1800	(26) 2
Terendah Low		(23) 2	(23) 10	(26) 2
Rata-Rata Average		19	639	2

**Gulir Emas / Rolling Gold (KGEUSD)**  
Jakarta Futures Exchange (JFX)

Tanggal (Date)	Bulan (Month)	April / April '12		
		Transaksi (kali) Frequency (times)	Volume (lot) Volume (lots)	Open Interest (lots)
2		-	-	-
3		-	-	-
4		-	-	-
5		-	-	-
9		-	-	-
10		8	200	-
11		6	170	-
12		-	-	-
13		-	-	-
16		-	-	-
17		-	-	-
18		-	-	-
19		16	320	-
20		-	-	-
21		-	-	-
23		20	196	-
24		12	120	-
25		-	-	-
26		-	-	-
27		-	-	-
30		39	66	11
Tertinggi High		(30) 39	(19) 320	(30) 11
Terendah Low		(11) 6	(30) 66	(30) 11
Rata-Rata Average		17	179	11

**Gulir Indeks Emas/Rolling Gold Index (KIE)**  
Jakarta Futures Exchange (JFX)

Tanggal (Date)	Bulan (Month)	April / April '12		
		Transaksi (kali) Frequency (times)	Volume (lot) Volume (lots)	Open Interest (lots)
2		-	-	-
3		-	-	-
4		-	-	-
5		-	-	-
9		1	5	19
10		1	5	14
11		-	-	-
12		-	-	-
13		-	-	-
16		15	205	19
17		14	200	19
18		20	400	19
19		-	-	-
20		-	-	-
21		-	-	-
23		22	317	26
24		20	286	14
25		17	230	14
26		22	400	14
27		146	602	15
30		3	3	14
Tertinggi High		(27) 146	(27) 602	(23) 26
Terendah Low		(10) 1	(30) 3	(30) 14
Rata-Rata Average		26	241	17

**Tunda Serah Emas (GOLDID)**

Indonesia Commodity &amp; Derivatives Exchange (ICDX)

Tanggal (Date)	Bulan (Month)	April / April '12		
		Transaksi (kali) <i>Frequency (times)</i>	Volume (lot) <i>Volume (lots)</i>	Open Interest (lots)
2		19	50	-
3		14	66	-
4		24	28	-
5		6	7	-
9		9	13	-
10		17	19	-
11		5	5	-
12		9	18	-
13		16	19	-
16		13	14	-
17		9	9	-
18		20	21	-
19		12	42	-
20		9	9	-
21		-	-	-
23		21	22	-
24		23	76	-
25		24	24	-
26		12	14	-
27		7	7	-
30		9	9	-
Tertinggi <i>High</i>		(04) 24	(24) 76	-
Terendah <i>Low</i>		(11) 5	(11) 5	-
Rata-Rata <i>Average</i>		14	24	-

**Tunda Serah Emas (GOLDUD)**

Indonesia Commodity &amp; Derivatives Exchange (ICDX)

Tanggal (Date)	Bulan (Month)	April / April '12		
		Transaksi (kali) <i>Frequency (times)</i>	Volume (lot) <i>Volume (lots)</i>	Open Interest (lots)
2		341	799	-
3		261	714	-
4		217	683	-
5		229	632	-
9		195	660	-
10		282	1066	-
11		205	865	-
12		294	1001	-
13		394	1140	-
16		339	930	-
17		226	819	-
18		86	292	-
19		543	1748	-
20		324	774	-
21		-	-	-
23		302	1227	-
24		188	539	-
25		570	2130	-
26		250	975	-
27		68	415	-
30		209	585	-
Tertinggi <i>High</i>		(25) 570	(25) 2130	-
Terendah <i>Low</i>		(11) 68	(18) 292	-
Rata-Rata <i>Average</i>		276	900	-

**5. Jumlah dan Volume Transaksi, *Open Interest* dan Hari Perdagangan Selama Lima Tahun**  
***Frequency and Volume, Open Interest and Trading Days for Five Years***

Olein (OLE) Jakarta Futures Exchange (JFX)		Transaksi (Kali)/Frequency (Times)					Volume (lot) /Volume (Lots)					Open Interest pada akhir bulan (lot) / Open Interest at the End of This Month (Lots)					Hari Perdagangan / Trading Days (Days)				
No.	Bulan / Month	2008	2009	2010	2011	2012	2008	2009	2010	2011	2012	2008	2009	2010	2011	2012	2008	2009	2010	2011	2012
1	Januari/January	-	6	-	162	479	-	10	-	414	1,384	-	-	-	-	-	19	19	20	21	22
2	Pebruari/February	-	2	-	228	369	-	4	-	532	1,037	-	-	-	-	-	20	20	19	18	21
3	Maret/March	-	2	-	581	445	-	4	-	927	1,411	-	-	-	-	-	20	20	22	23	22
4	April/April	-	2	-	375	729	-	4	-	767	1,981	-	-	-	-	-	21	21	21	20	21
5	Mei/May	15	2	-	572		15	4	-	899		-	-	-	-	-	20	20	21	22	
6	Juni/June	16	2	-	493		16	4	-	837		-	-	-	-	-	22	22	22	22	
7	Juli/July	4	-	-	581		4	-	-	1,226		-	-	-	-	-	22	22	22	21	
8	Agustus/August	42	66	83	410		64	98	156	766		-	-	-	-	-	20	20	22	21	
9	September/September	46	-	191	483		106	-	437	1,234		-	-	-	-	-	18	18	19	22	
10	Oktober /October	74	-	135	414		184	-	389	1,198		-	-	-	-	-	22	22	21	21	
11	Nopember/November	29	-	134	482		69	-	440	1,828		-	-	-	-	-	20	20	21	22	
12	Desember/December	14	-	112	376		14	-	278	1,494		-	-	-	-	-	21	21	21	20	

**Olein (OLE10)**  
Jakarta Futures Exchange (JFX)

No.	Bulan / Month	Transaksi (Kali)/Frequency (Times)					Volume (lot) /Volume (Lots)					Open Interest pada akhir bulan (lot) / Open Interest at the End of This Month (Lots)					Hari Perdagangan / Trading Days (Days)				
		2008	2009	2010	2011	2012	2008	2009	2010	2011	2012	2008	2009	2010	2011	2012	2008	2009	2010	2011	2012
1	Januari/January	-	-	-	-	268	-	-	-	-	268	-	-	-	-	-	-	-	-	21	22
2	Pebruari/February	-	-	-	-	382	-	-	-	-	462	-	-	-	-	-	-	-	-	18	21
3	Maret/March	-	-	-	-	985	-	-	-	-	1,354	-	-	-	-	-	-	-	-	23	22
4	April/April	-	-	-	-	798	-	-	-	-	978	-	-	-	-	-	-	-	-	20	21
5	Mei/May	-	-	-	-	-	-	-	-	-	-	-	-	-	-	-	-	-	-	22	-
6	Juni/June	-	-	-	-	-	-	-	-	-	-	-	-	-	-	-	-	-	-	22	-
7	Juli/July	-	-	-	-	-	-	-	-	-	-	-	-	-	-	-	-	-	-	21	-
8	Agustus/August	-	-	-	-	-	-	-	-	-	-	-	-	-	-	-	-	-	-	21	-
9	September/September	-	-	-	-	-	-	-	-	-	-	-	-	-	-	-	-	-	-	22	-
10	Oktober /October	-	-	-	-	-	-	-	-	-	-	-	-	-	-	-	-	-	-	21	-
11	Nopember/November	-	-	-	-	-	-	-	-	-	-	-	-	-	-	-	-	-	-	22	-
12	Desember/December	-	-	-	264	-	-	-	-	380	-	-	-	-	-	-	-	-	-	20	-



**RBD PALM OLEIN (OLEINTR)**  
Indonesia Commodity & Derivatives Exchange (ICDX)

No.	Bulan / Month	Transaksi (Kali)/Frequency (Times)					Volume (lot) /Volume (Lots)					Open Interest pada akhir bulan (lot) / Open Interest at the End of This Month (Lots)					Hari Perdagangan / Trading Days (Days)				
		2008	2009	2010	2011	2012	2008	2009	2010	2011	2012	2008	2009	2010	2011	2012	2008	2009	2010	2011	2012
1	Januari/January	-	-	-	-	1,147	-	-	-	-	1,429	-	-	-	-	-	-	-	-	-	20
2	Pebruari/February	-	-	-	-	412	-	-	-	-	463	-	-	-	-	-	-	-	-	-	21
3	Maret/March	-	-	-	-	102	-	-	-	-	159	-	-	-	-	-	-	-	-	-	22
4	April/April	-	-	-	-	132	-	-	-	-	141	-	-	-	-	-	-	-	-	-	20
5	Mei/May	-	-	-	-	-	-	-	-	-	-	-	-	-	-	-	-	-	-	-	-
6	Juni/June	-	-	-	-	-	-	-	-	-	-	-	-	-	-	-	-	-	-	-	-
7	Juli/July	-	-	-	-	-	-	-	-	-	-	-	-	-	-	-	-	-	-	-	-
8	Agustus/August	-	-	-	-	-	-	-	-	-	-	-	-	-	-	-	-	-	-	-	-
9	September/September	-	-	-	-	-	-	-	-	-	-	-	-	-	-	-	-	-	-	-	-
10	Oktober /October	-	-	-	-	-	-	-	-	-	-	-	-	-	-	-	-	-	-	-	-
11	Nopember/November	-	-	-	-	-	-	-	-	-	-	-	-	-	-	-	-	-	-	-	-
12	Desember/December	-	-	-	1,340	-	-	-	-	-	-	-	-	-	-	-	-	-	-	22	-

**Crude Palm Oil (CPOTR)**

Indonesia Commodity &amp; Derivatives Exchange (ICDX)

No.	Bulan / Month	Transaksi (Kali)/Frequency (Times)					Volume (lot) /Volume (Lots)					Open Interest pada akhir bulan (lot) / Open Interest at the End of This Month (Lots)					Hari Perdagangan / Trading Days (Days)				
		2008	2009	2010	2011	2012	2008	2009	2010	2011	2012	2008	2009	2010	2011	2012	2008	2009	2010	2011	2012
1	Januari/January	-	-	-	11,233	23,091	-	-	-	42,734	62,550	-	-	-	-	-	-	-	-	21	20
2	Pebruari/February	-	-	-	9,314	24,920	-	-	-	41,249	63,681	-	-	-	-	-	-	-	-	17	21
3	Maret/March	-	-	-	14,623	26,098	-	-	-	53,366	70,885	-	-	-	-	-	-	-	-	23	22
4	April/April	-	-	-	13,521	27,884	-	-	-	46,543	66,325	-	-	-	-	-	-	-	-	20	20
5	Mei/May	-	-	-	11,492		-	-	-	53,018		-	-	-	-	-	-	-	-	22	
6	Juni/June	-	-	-	11,519		-	-	-	55,099		-	-	-	-	-	-	-	-	22	
7	Juli/July	-	-	-	12,458		-	-	-	63,061		-	-	-	-	-	-	-	-	21	
8	Agustus/August	-	-	-	15,293		-	-	-	56,212		-	-	-	-	-	-	-	-	23	
9	September/September	-	-	-	22,371		-	-	-	78,660		-	-	-	-	-	-	-	-	22	
10	Oktober /October	-	-	-	35,429		-	-	-	99,976		-	-	-	-	-	-	-	-	21	
11	Nopember/November	-	-	-	38,422		-	-	-	102,560		-	-	-	-	-	-	-	-	22	
12	Desember/December	-	-	-	31,436		-	-	-	79,287		-	-	-	-	-	-	-	-	22	

**Kakao / Cocoa (CC5)**  
Jakarta Futures Exchange (JFX)

No.	Bulan / Month	Transaksi (Kali)/Frequency (Times)					Volume (lot) /Volume (Lots)					Open Interest pada akhir bulan (lot) / Open Interest at the End of This Month (Lots)					Hari Perdagangan / Trading Days (Days)				
		2008	2009	2010	2011	2012	2008	2009	2010	2011	2012	2008	2009	2010	2011	2012	2008	2009	2010	2011	2012
1	Januari/January	-	-	-	-	2,205	-	-	-	-	3,520	-	-	-	-	-	-	-	-	-	22
2	Pebruari/February	36	109	133	226	81	40	223	133	602	1,001	-	1	-	-	-	20	20	19	18	21
3	Maret/March	-	-	-	-	4,099	-	-	-	-	4,187	-	-	-	-	-	-	-	-	-	22
4	April/April	-	-	-	-	3,003	-	-	-	-	4,785	-	-	-	-	-	-	-	-	-	21
5	Mei/May	-	-	-	-	-	-	-	-	-	-	-	-	-	-	-	-	-	-	-	-
6	Juni/June	-	-	-	-	-	-	-	-	-	-	-	-	-	-	-	-	-	-	-	-
7	Juli/July	-	-	-	-	-	-	-	-	-	-	-	-	-	-	-	-	-	-	-	-
8	Agustus/August	-	-	-	-	-	-	-	-	-	-	-	-	-	-	-	-	-	-	-	-
9	September/September	-	-	-	-	-	-	-	-	-	-	-	-	-	-	-	-	-	-	-	-
10	Oktober /October	-	-	-	-	-	-	-	-	-	-	-	-	-	-	-	-	-	-	-	-
11	Nopember/November	-	-	-	-	-	-	-	-	-	-	-	-	-	-	-	-	-	-	-	-
12	Desember/December	-	-	-	618	-	-	-	-	1,659	-	-	-	-	-	-	-	-	-	20	-

**Emas / Gold (GOL)**

Jakarta Futures Exchange (JFX)

No.	Bulan / Month	Transaksi (Kali)/Frequency (Times)					Volume (lot) /Volume (Lots)					Open Interest pada akhir bulan (lot) / Open Interest at the End of This Month (Lots)					Hari Perdagangan / Trading Days (Days)				
		2008	2009	2010	2011	2012	2008	2009	2010	2011	2012	2008	2009	2010	2011	2012	2008	2009	2010	2011	2012
1	Januari/January	96	106	173	172	106	96	208	173	336	1,021	-	-	-	-	-	20	19	20	21	22
2	Pebruari/February	36	109	133	226	81	40	223	133	602	1,001	-	1	-	-	-	20	20	19	18	21
3	Maret/March	-	126	148	242	189	-	249	148	557	1,364	-	1	-	-	-	17	20	22	23	22
4	April/April	-	112	140	208	140	-	222	140	580	1,470	-	-	-	-	-	22	21	21	20	21
5	Mei/May	-	127	131	181		-	246	135	390		-	-	-	-		20	20	21	22	
6	Juni/June	-	177	150	188		-	326	155	548		-	-	-	-		21	22	22	22	
7	Juli/July	-	50	158	202		-	78	166	800		-	-	-	-		22	22	22	21	
8	Agustus/August	-	137	206	128		-	260	266	398		-	-	-	-		20	20	22	21	
9	September/September	-	152	289	190		-	303	489	928		-	-	17	-		20	18	19	22	
10	Oktober /October	-	198	245	224		-	379	485	1,092		-	-	-	-		20	22	21	21	
11	Nopember/November	78	190	205	143		177	345	471	1,997		-	-	-	-		20	20	21	22	
12	Desember/December	166	118	181	106		230	250	333	946		-	-	-	15		19	21	21	20	

**Emas / Gold (GOL250)**  
Jakarta Futures Exchange (JFX)

No.	Bulan / Month	Transaksi (Kali)/Frequency (Times)					Volume (lot) /Volume (Lots)					Open Interest pada akhir bulan (lot) / Open Interest at the End of This Month (Lots)					Hari Perdagangan / Trading Days (Days)				
		2008	2009	2010	2011	2012	2008	2009	2010	2011	2012	2008	2009	2010	2011	2012	2008	2009	2010	2011	2012
1	Januari/January	-	-	-	599	449	-	-	-	1,427	2,007	-	-	-	-	-	-	-	-	21	22
2	Pebruari/February	-	-	-	470	395	-	-	-	1,369	2,047	-	-	-	-	-	-	-	-	18	21
3	Maret/March	-	-	-	386	534	-	-	-	977	2,043	-	-	-	-	-	-	-	-	23	22
4	April/April	-	-	-	356	639	-	-	-	982	2,143	-	-	-	-	-	-	-	-	20	21
5	Mei/May	-	-	-	293		-	-	-	1,103		-	-	-	-	-	-	-	-	22	
6	Juni/June	-	-	-	331		-	-	-	1,206		-	-	-	-	-	-	-	-	22	
7	Juli/July	-	-	-	343		-	-	-	1,648		-	-	-	-	-	-	-	-	21	
8	Agustus/August	-	-	-	255		-	-	-	1,144		-	-	-	-	-	-	-	-	21	
9	September/September	-	-	-	432		-	-	-	2,312		-	-	-	-	-	-	-	-	22	
10	Oktober /October	-	-	-	557		-	-	-	2,360		-	-	-	-	-	-	-	-	21	
11	Nopember/November	-	-	-	487		-	-	-	2,324		-	-	-	-	-	-	-	-	22	
12	Desember/December	-	-	-	537		-	-	-	2,347		-	-	-	-	-	-	-	-	20	

**Emas / Gold (GOLDGR)**

Indonesia Commodity &amp; Derivatives Exchange (ICDX)

No.	Bulan / Month	Transaksi (Kali)/Frequency (Times)					Volume (lot) /Volume (Lots)					Open Interest pada akhir bulan (lot) / Open Interest at the End of This Month (Lots)					Hari Perdagangan / Trading Days (Days)				
		2008	2009	2010	2011	2012	2008	2009	2010	2011	2012	2008	2009	2010	2011	2012	2008	2009	2010	2011	2012
1	Januari/January	-	-	-	235	43	-	-	-	780	235	-	-	-	-	-	-	-	-	21	20
2	Pebruari/February	-	-	-	221	101	-	-	-	630	397	-	-	-	-	-	-	-	-	17	21
3	Maret/March	-	-	-	461	32	-	-	-	1,265	348	-	-	-	-	-	-	-	-	23	22
4	April/April	-	-	-	432	61	-	-	-	1,284	397	-	-	-	-	-	-	-	-	18	20
5	Mei/May	-	-	-	1,143		-	-	-	2,264		-	-	-	-	-	-	-	-	22	
6	Juni/June	-	-	-	551		-	-	-	1,107		-	-	-	-	-	-	-	-	22	
7	Juli/July	-	-	-	479		-	-	-	882		-	-	-	-	-	-	-	-	21	
8	Agustus/August	-	-	-	728		-	-	-	1,903		-	-	-	-	-	-	-	-	23	
9	September/September	-	-	-	231		-	-	-	618		-	-	-	-	-	-	-	-	22	
10	Oktober /October	-	-	-	266		-	-	-	989		-	-	-	-	-	-	-	-	21	
11	Nopember/November	-	-	-	178		-	-	-	668		-	-	-	-	-	-	-	-	22	
12	Desember/December	-	-	-	86		-	-	-	419		-	-	-	-	-	-	-	-	22	

**Gulir Emas / Rolling Gold (KGE)**  
Jakarta Futures Exchange (JFX)

No.	Bulan / Month	Transaksi (Kali)/Frequency (Times)					Volume (lot) /Volume (Lots)					Open Interest pada akhir bulan (lot) / Open Interest at the End of This Month (Lots)					Hari Perdagangan / Trading Days (Days)				
		2008	2009	2010	2011	2012	2008	2009	2010	2011	2012	2008	2009	2010	2011	2012	2008	2009	2010	2011	2012
1	Januari/January	-	-	-	-	-	-	-	-	-	-	-	-	-	-	-	20	19	20	21	22
2	Pebruari/February	-	-	-	-	-	-	-	-	-	-	-	-	-	-	-	20	20	19	18	21
3	Maret/March	-	-	-	-	2	-	-	-	-	2	-	-	-	-	-	17	20	22	23	22
4	April/April	-	-	-	-	56	-	-	-	-	1,918	-	-	-	-	2	22	21	21	20	21
5	Mei/May	-	-	-	-	-	-	-	-	-	-	-	-	-	-	-	20	20	21	22	
6	Juni/June	334	-	-	-	-	328	-	-	-	-	-	-	-	-	-	21	22	22	22	
7	Juli/July	296	-	-	-	-	695	-	-	-	-	-	-	-	-	-	22	22	22	21	
8	Agustus/August	422	-	1	-	-	422	-	1	-	-	-	-	-	-	-	20	20	22	21	
9	September/September	342	-	140	-	-	436	-	172	-	-	-	-	-	-	-	20	18	19	22	
10	Oktober /October	588	-	100	-	-	3,060	-	100	-	-	-	-	-	-	-	20	22	21	21	
11	Nopember/November	66	-	10	-	-	66	-	20	-	-	-	-	-	-	-	20	20	21	22	
12	Desember/December	16	-	-	-	-	96	-	-	-	-	-	-	-	-	-	19	21	21	20	

**Gulir Emas / Rolling Gold (KGEUSD)**  
Jakarta Futures Exchange (JFX)

No.	Bulan / Month	Transaksi (Kali)/Frequency (Times)					Volume (lot) /Volume (Lots)					Open Interest pada akhir bulan (lot) / Open Interest at the End of This Month (Lots)					Hari Perdagangan / Trading Days (Days)				
		2008	2009	2010	2011	2012	2008	2009	2010	2011	2012	2008	2009	2010	2011	2012	2008	2009	2010	2011	2012
1	Januari/January	-	-	180	163	68	-	-	224	910	1,488	-	-	21	-	-	-	19	20	21	22
2	Pebruari/February	-	29	60	126	92	-	63	73	730	1,590	-	5	11	-	-	-	20	19	18	21
3	Maret/March	-	55	-	138	50	-	81	-	836	1,100	-	6	11	-	-	-	20	22	23	22
4	April/April	-	62	-	150	101	-	95	-	941	1,072	-	2	11	-	11	-	21	21	20	21
5	Mei/May	-	108	-	147		-	143	-	928		-	5	11	-		-	20	21	22	
6	Juni/June	-	100	-	150		-	104	-	940		-	3	11	-		-	22	22	22	
7	Juli/July	-	68	-	132		-	70	-	1,171		-	3	11	13		-	22	22	21	
8	Agustus/August	-	61	-	79		-	50	-	1,162		-	5	11	36		-	20	22	21	
9	September/September	-	168	164	72		-	178	962	1,170		-	6	21	80		-	18	19	22	
10	Oktober /October	-	371	170	82		-	398	954	1,062		-	15	-	82		-	22	21	21	
11	Nopember/November	-	341	163	64		-	384	910	1,176		-	5	-	82		-	20	21	22	
12	Desember/December	-	469	163	70		-	672	910	1,589		-	53	-	-		-	21	21	20	



**Gulir Indeks Emas/Rolling Gold Index (KIE)**  
Jakarta Futures Exchange (JFX)

No.	Bulan / Month	Transaksi (Kali)/Frequency (Times)					Volume (lot) /Volume (Lots)					Open Interest pada akhir bulan (lot) / Open Interest at the End of This Month (Lots)					Hari Perdagangan / Trading Days (Days)				
		2008	2009	2010	2011	2012	2008	2009	2010	2011	2012	2008	2009	2010	2011	2012	2008	2009	2010	2011	2012
1	Januari/January	188	210	44	107	171	5,330	471	729	863	2,122	4,434	1,250	1,302	60	246	20	19	20	21	22
2	Pebruari/February	125	154	19	118	146	2,210	438	297	898	1,810	3,187	1,253	1,062	87	-	20	20	19	18	21
3	Maret/March	226	124	2	158	142	1,840	317	8	1,425	2,206	4,107	1,192	1,054	92	-	17	20	22	23	22
4	April/April	263	172	7	97	281	5,070	503	19	844	2,653	4,062	1,131	1,035	119	14	22	21	21	20	21
5	Mei/May	1,816	106	20	108		2,267	213	365	1,075		4,076	1,149	1,292	119		20	20	21	22	
6	Juni/June	4,521	132	11	109		4,521	580	209	1,073		1,645	1,162	1,086	121		21	22	22	22	
7	Juli/July	137	150	6	157		1,799	767	55	1,705		1,082	1,148	1,034	121		22	22	22	21	
8	Agustus/August	156	80	6	234		1,713	333	17	2,529		1,331	1,353	1,040	140		20	20	22	21	
9	September/September	326	86	86	216		4,077	500	422	2,480		2,451	1,258	1,040	154		20	18	19	22	
10	Oktober /October	564	229	92	242		7,142	2,356	542	2,907		1,184	1,347	50	154		20	22	21	21	
11	Nopember/November	542	138	157	206		8,218	974	984	2,464		1,218	1,335	-	158		20	20	21	22	
12	Desember/December	539	43	126	176		900	253	809	2,116		1,205	1,335	-	-		19	21	21	20	

**Tunda Serah Emas (GOLDID)**  
Indonesia Commodity & Derivatives Exchange (ICDX)

No.	Bulan / Month	Transaksi (Kali)/Frequency (Times)					Volume (lot) /Volume (Lots)					Open Interest pada akhir bulan (lot) / Open Interest at the End of This Month (Lots)					Hari Perdagangan / Trading Days (Days)				
		2008	2009	2010	2011	2012	2008	2009	2010	2011	2012	2008	2009	2010	2011	2012	2008	2009	2010	2011	2012
1	Januari/January	-	-	-	-	394	-	-	-	-	911	-	-	-	-	-	-	-	-	-	20
2	Pebruari/February	-	-	-	-	259	-	-	-	-	488	-	-	-	-	-	-	-	-	-	21
3	Maret/March	-	-	-	-	300	-	-	-	-	569	-	-	-	-	-	-	-	-	-	22
4	April/April	-	-	-	187	282	-	-	-	2,139	472	-	-	-	-	-	-	-	-	18	20
5	Mei/May	-	-	-	235		-	-	-	1,011		-	-	-	-	-	-	-	-	22	
6	Juni/June	-	-	-	298		-	-	-	630		-	-	-	-	-	-	-	-	22	
7	Juli/July	-	-	-	199		-	-	-	418		-	-	-	-	-	-	-	-	21	
8	Agustus/August	-	-	-	435		-	-	-	1,251		-	-	-	-	-	-	-	-	23	
9	September/September	-	-	-	241		-	-	-	639		-	-	-	-	-	-	-	-	22	
10	Oktober /October	-	-	-	78		-	-	-	217		-	-	-	-	-	-	-	-	21	
11	Nopember/November	-	-	-	117		-	-	-	355		-	-	-	-	-	-	-	-	22	
12	Desember/December	-	-	-	212		-	-	-	355		-	-	-	-	-	-	-	-	22	

**Tunda Serah Emas (GOLDUD)**  
Indonesia Commodity & Derivatives Exchange (ICDX)

No.	Bulan / Month	Transaksi (Kali)/Frequency (Times)					Volume (lot) /Volume (Lots)					Open Interest pada akhir bulan (lot) / Open Interest at the End of This Month (Lots)					Hari Perdagangan / Trading Days (Days)				
		2008	2009	2010	2011	2012	2008	2009	2010	2011	2012	2008	2009	2010	2011	2012	2008	2009	2010	2011	2012
1	Januari/January	-	-	-	-	1,173	-	-	-	-	4,687	-	-	-	-	-	-	-	-	-	20
2	Pebruari/February	-	-	-	-	3,496	-	-	-	-	10,596	-	-	-	-	-	-	-	-	-	21
3	Maret/March	-	-	-	-	2,222	-	-	-	-	8,713	-	-	-	-	-	-	-	-	-	22
4	April/April	-	-	-	492	5,575	-	-	-	9,845	17,994	-	-	-	-	-	-	-	-	18	20
5	Mei/May	-	-	-	1,084		-	-	-	21,456		-	-	-	-	-	-	-	-	22	
6	Juni/June	-	-	-	1,118		-	-	-	6,499		-	-	-	-	-	-	-	-	22	
7	Juli/July	-	-	-	1,843		-	-	-	5,719		-	-	-	-	-	-	-	-	21	
8	Agustus/August	-	-	-	2,026		-	-	-	8,804		-	-	-	-	-	-	-	-	23	
9	September/September	-	-	-	1,194		-	-	-	4,192		-	-	-	-	-	-	-	-	22	
10	Oktober /October	-	-	-	1,323		-	-	-	3,007		-	-	-	-	-	-	-	-	21	
11	Nopember/November	-	-	-	3,396		-	-	-	13,035		-	-	-	-	-	-	-	-	22	
12	Desember/December	-	-	-	1,312		-	-	-	6,391		-	-	-	-	-	-	-	-	22	

**6. Harga Komoditi**  
**Di Pasar Spot Lokal dan Internasional**  
*Prices of Commodities at Local Spots and International Markets*

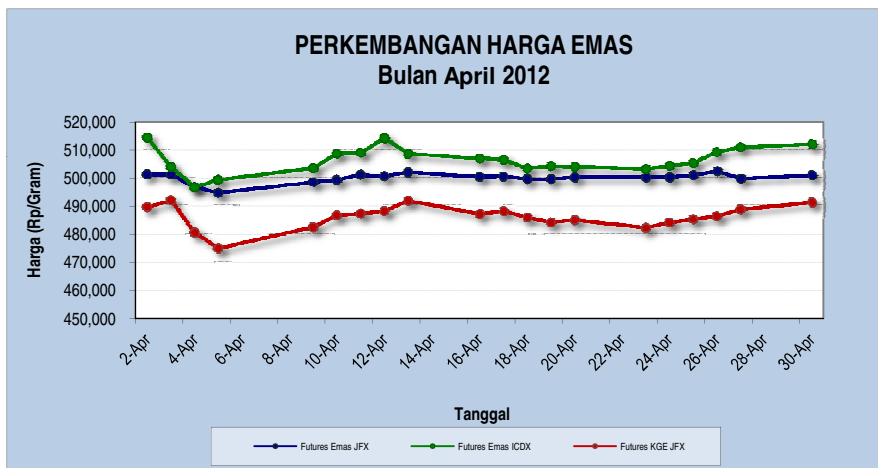
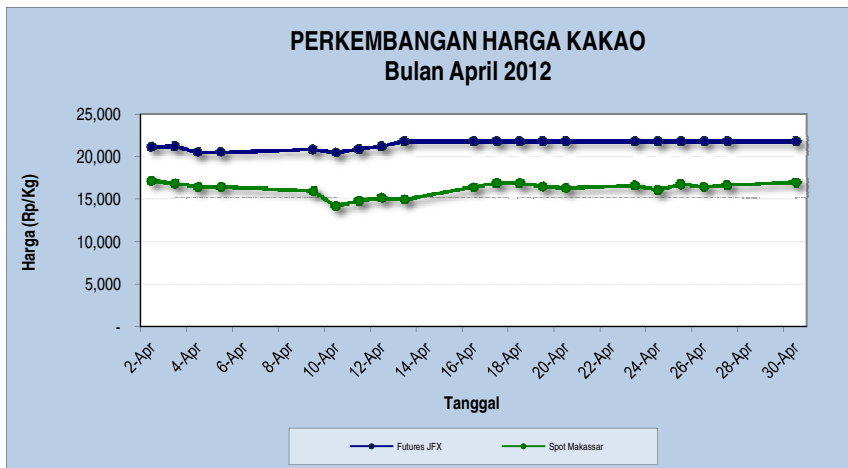
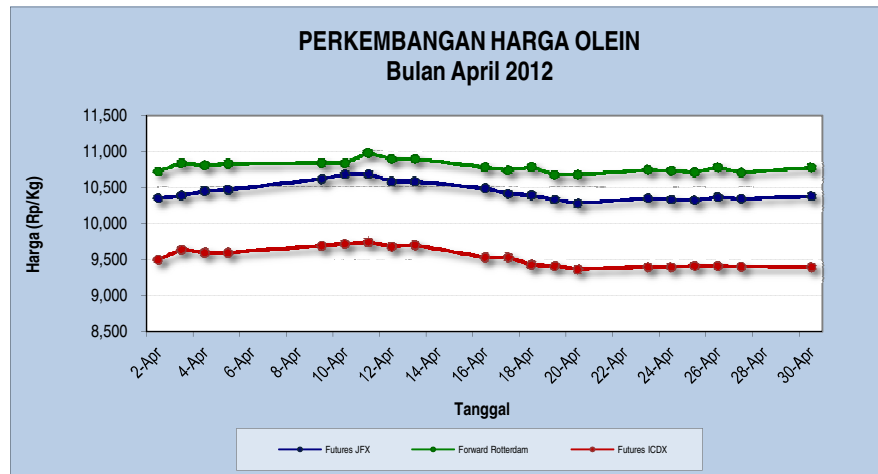
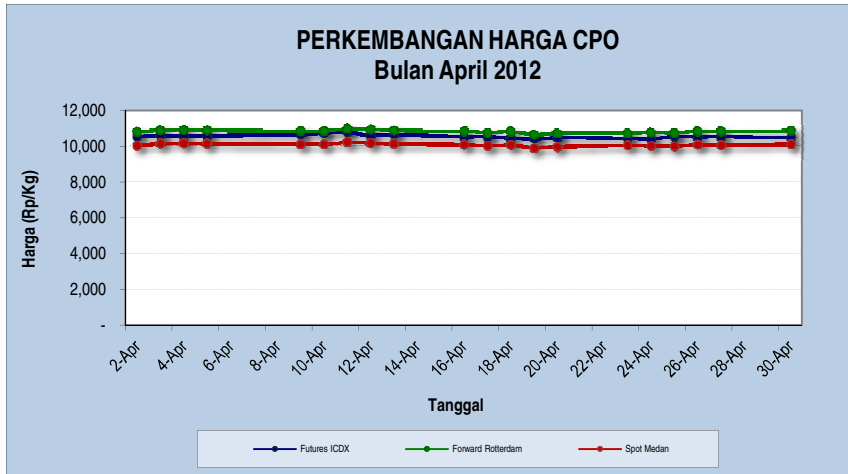
April / April 2012																													
NO.	KOMODITAS	PASAR	BULAN PENYERAHAN	TANGGAL																							Rata2 bulan ini	Rata2 bulan lalu	Perubahan
				2	3	4	5	9	10	11	12	13	16	17	18	19	20	23	24	25	26	27	30						
1.	Minyak Kelapa Sawit	Rotterdam (US\$/Ton)	Apr'12	1,177.5	1,190.0	1,190.0	1,187.5	1,182.5	1,182.5	1,195.0	1,190.0	1,185.0	-	1,170.0	-	1,157.5	1,165.0	-	-	-	-	-	-	1,181.0	1,148.3	32.71			
			Mei'12/Jun'12	1,180.0	1,195.0	1,192.5	1,190.0	1,187.5	1,187.5	1,200.0	1,190.0	1,187.5	1,180.0	1,172.5	-	-	-	-	-	1,167.5	1,177.5	-	-	1,185.2	1,156.3	28.94			
			Jul'12/Sep'12	-	1,192.5	1,190.0	1,185.0	1,185.0	1,185.0	1,200.0	-	1,187.5	1,180.0	1,170.0	1,177.5	-	-	1,165.0	1,170.0	1,167.5	1,177.5	1,177.5	1,180.0	1,180.6	1,151.0	29.63			
			Okt'12/Des'12	-	-	-	-	-	-	-	1,190	-	1,173	-	-	-	-	-	1,165	1,160	1,168	-	-	1,171	1,155	16.00			
		Medan (Rp/Kg)	SPOT	10,023	10,140	10,154	10,128	10,097	10,093	10,213	10,171	10,126	10,079	10,016	10,061	9,883	9,954	10,046	10,010	9,988	10,075	10,052	10,098	10,070	9,774	295.9			
2.	Olein	Rotterdam (US\$/Ton)	Mei'12/Jun'12	1,170.0	1,185.0	1,180.0	1,182.5	1,182.5	1,182.5	1,197.5	1,187.5	1,187.5	1,175.0	1,170.0	1,175.0	1,162.5	-	1,170.0	1,167.5	1,165.0	1,172.5	1,165.0	1,172.5	1,176.3	1,150.2	26.09			
			Jul'12/Sep'12	1,170.0	1,185.0	1,180.0	1,182.5	1,182.5	1,182.5	1,197.5	1,187.5	1,187.5	1,175.0	1,170.0	1,175.0	1,160.0	1,162.5	1,170.0	1,165.0	1,162.5	1,170.0	1,165.0	1,172.5	1,175.1	1,141.4	33.70			
			Okt'12/Des'12	1,157.5	1,170.0	1,165.0	1,167.5	1,167.5	1,167.5	1,177.5	1,170.0	1,167.5	1,160.0	1,150.0	1,157.5	1,142.5	1,145.0	-	1,145.0	1,145.0	1,152.5	1,147.5	1,155.0	1,158.4	1,138.4	20.01			
		Jakarta (Rp/Kg)	SPOT	10,175.0	10,350.0	10,390.0	10,450.0	10,470.0	10,615.0	10,680.0	10,685.0	10,580.0	10,580.0	10,490.0	10,415.0	10,395.0	10,330.0	10,280.0	10,350.0	10,330.0	10,320.0	10,365.0	10,345.0	10,429.8	9,966.4	463.32			
3.	Minyak Kelapa	Rotterdam (US\$/Ton)	Apr'12/Mei'12	1,345.0	-	-	1,370.0	1,260.0	1,360.0	-	-	-	1,365.0	1,360.0	-	1,315.0	-	1,320.0	-	-	-	-	-	1,336.9	1,341.9	(5.0)			
			Mei'12/Jun'12	1,360.0	1,400.0	1,380.0	1,380.0	1,375.0	1,375.0	1,395.0	1,380.0	1,370.0	1,370.0	1,360.0	1,320.0	1,320.0	1,310.0	1,325.0	1,325.0	1,290.0	1,325.0	1,325.0	1,320.0	1,350.3	1,345.0	5.3			
			Jun'12/Jul'12	-	1,410	1,385	1,585	1,385	1,385	1,400	1,380	1,375	1,370	1,360	1,330	1,325	1,325	1,330	1,325	1,300	1,335	1,335	1,330	1,367	1,364.2	2.7			
		Bitung (Rp/Kg)	SPOT	12,031.0	12,515.0	12,348.0	12,344.0	12,176.0	12,172.0	12,503.0	12,368.0	12,277.0	12,229.0	12,190.0	11,818.0	11,778.0	11,734.0	11,827.0	11,885.0	11,561.0	11,881.0	11,881.0	11,834.0	12,067.6	12,001.3	66.3			
4.	Kakao	New York (US\$/Ton)	Mei'12	2,219	2,187	2,143	2,083	2,085	2,118	2,064	2,103	2,083	2,248	2,300	2,300	-	-	-	-	-	-	-	-	2,161	2,318	(157.2)			
			Jul'12	2,246	2,215	2,169	2,109	2,108	2,118	2,070	2,104	2,109	2,200	2,226	2,292	2,257	2,234	2,269	2,204	2,284	2,251	2,272	2,309	2,202	2,348	(146.0)			
			Sep'12	2,262	2,232	2,189	2,130	2,128	2,136	2,085	2,117	2,130	2,214	2,237	2,292	2,268	2,248	2,282	2,219	2,296	2,265	2,286	2,322	2,217	2,356	(139.2)			
		Makassar (Rp/Kg)	SPOT	17,126	16,799	16,420	16,420	15,906	14,146	14,771	15,116	14,943	16,379	16,842	16,840	16,474	16,277	16,582	16,031	16,731	16,436	16,619	16,942	16,190	18,092	(1,902.4)			

Sambungan / Continued

April / April 2012

NO.	KOMODITAS	PASAR	BULAN PENYERAHAN	TANGGAL																				Rata2 bulan ini	Rata2 bulan lalu	Perubahan
				2	3	4	5	9	10	11	12	13	16	17	18	19	20	23	24	25	26	27	30			
5.	Kopi Arabika	New York (Sen US\$/Lbs)	Mei'12	182.45	182.20	185.35	185.75	183.00	178.05	178.15	180.65	184.75	179.20	174.70	173.05	172.65	173.65	177.70	177.70	182.50	175.95	174.70	175.00	178.86	187.88	(9.0)
			Jul'12	185.0	188.9	188.1	187.4	185.5	180.6	180.5	182.7	187.4	180.2	175.9	174.7	175.0	175.7	179.0	179.0	183.5	176.8	175.9	176.5	180.9	190.6	(9.7)
			Sep'12	187.9	191.7	190.9	190.2	188.4	183.3	183.1	185.3	190.2	182.9	178.5	177.3	177.6	178.3	181.5	181.4	185.8	179.3	178.3	178.7	183.5	189.8	(6.3)
6.	Kopi Robusta	London (US\$/Ton)	Mei'12	2,026	2,036	2,026	1,991	1,987	1,987	1,975	2,009	1,991	1,998	1,992	2,003	2,019	2,010	2,033	2,025	2,025	2,000	1,984	-	2,006	2,023	(17.3)
			Jul'12	2,040	2,050	2,038	2,010	2,005	2,005	1,991	2,019	2,010	2,012	2,003	2,014	2,029	2,023	2,056	2,044	2,049	2,025	2,011	1,996	2,022	2,003	18.8
			Sep'12	2,054	2,067	2,054	2,028	2,028	2,028	2,004	2,030	2,028	2,020	2,011	2,019	2,034	2,029	2,055	2,043	2,049	2,028	2,014	2,003	2,031	2,060	(28.7)
		B. Lampung (Rp/Kg)	SPOT	19,418	19,412	19,462	19,049	18,631	19,521	19,097	19,097	18,984	-	18,898	18,973	19,104	19,044	19,247	19,603	18,876	19,363	18,926	18,874	19,136	19,299	(162.8)
7.	Karet	Singapore(TSR-20)	Mei'12	376.0	376.6	375.5	371.8	372.0	371.4	370.6	364.7	371.8	363.7	362.6	362.4	364.9	364.2	364.0	363.5	360.6	361.0	364.0	364.8	367.3	379.1	(11.8)
			Jun'12	376.0	376.8	376.5	372.8	-	371.9	371.0	365.2	372.8	363.5	362.0	362.0	364.6	363.5	362.9	361.0	360.4	360.0	363.0	365.0	366.9	379.2	(12.3)
			Jul'12	-	-	-	-	373.0	-	-	-	372.5	364.3	362.0	362.4	364.6	363.9	362.8	361.0	360.0	360.0	363.0	365.3	364.2	382.8	(18.6)
		Palembang (Rp/Kg)	SPOT	34,306	34,239	34,288	33,718	33,784	33,718	33,746	33,133	33,788	33,041	32,958	32,936	33,184	33,127	33,108	33,095	32,832	32,854	33,130	33,203	33,409	34,365	(955.7)
8.	Jagung	Chicago (Sen US\$/Bushel)	Mei'12	644.00	655.00	658.25	656.75	658.25	649.00	634.75	636.00	656.75	629.25	613.25	616.75	601.75	621.00	612.50	622.50	618.25	611.00	624.00	653.00	633.60	648.18	(14.6)
			Jul'12	643.25	651.00	653.00	650.75	652.25	641.25	625.75	627.00	650.75	620.75	613.25	607.25	594.00	612.00	603.00	612.50	608.00	601.00	607.50	625.50	624.99	644.51	(19.5)
			Sep'12	563.25	571.00	568.50	564.75	569.25	568.50	560.75	564.25	564.75	555.50	540.75	541.50	539.75	555.00	545.00	554.75	555.50	549.00	548.50	551.00	556.56	577.94	(21.4)
		B. Lampung (Rp/Kg)	SPOT	1,801	1,823	1,834	1,829	1,836	1,813	1,781	1,785	1,833	1,769	1,756	1,741	1,707	1,752	1,732	1,757	1,747	1,730	1,760	1,828	1,781	1,820	(39.4)
9.	Lada Putih Muntok	London (US\$/Ton)	SPOT	10,550	10,550	10,550	10,550	10,550	10,550	10,500	10,500	10,550	10,150	10,150	10,150	10,150	10,150	10,250	10,250	10,250	10,250	10,250	10,200	10,353	10,146	206.07
		Apr'12	-	10300.00	10,300	10,300	10,300	10,300	10,250	10,250	10,300	9,950	9,950	9,950	9,950	9,950	10,150	10,150	10,150	10,150	10,150	10,000	10,147	-	-	
		Pangkal Pinang (Rp/Kg)	SPOT	85,193	85,024	85,146	85,118	85,240	85,211	84,431	84,459	85,296	81,975	82,020	82,011	82,056	82,074	82,903	82,985	82,994	82,958	82,958	82,543	83,630	84,785	(1,156)
10.	Lada Hitam ASTA	London (US\$/Ton)	SPOT	7600.00	7600.00	7600.00	7600.00	7600.00	7600.00	7550.00	7550.00	7600.00	7450.00	7450.00	7450.00	7450.00	7450.00	7350.00	7350.00	7350.00	7350.00	7350.00	7350.00	7,482.50	1,078.57	6,403.93
		Apr'12	-	7500.00	7500.00	7500.00	7500.00	7500.00	7500.00	7450.00	7450.00	7500.00	7350.00	7350.00	7350.00	7350.00	7350.00	7250.00	7250.00	7,250	7,250	7,250	7,250	7,376.32	-	-
		B.Lampung (Rp/Kg)	SPOT	53,556	53,451	53,527	53,509	53,586	53,568	53,236	52,253	53,621	52,530	52,559	52,553	52,582	52,593	51,869	51,920	51,925	51,903	51,903	51,903	52,727	52,501	226.8

## 7. Grafik Perkembangan Harga Komoditi *Historical Commodity Price Charts*



## 8. Rekapitulasi Penyelenggaraan Pasar Lelang *Auction Market Activities Recapitulation*

April / April 2012

NO	TANGGAL	PENYELENGGARA	TRANSAKSI	KOMODITI	JUMLAH PENJUAL	JUMLAH PEMBELI
1	11 April 2012	Sumatera Barat	Rp 1,223,886,000	Beras, kopi, cassiavera, coklat, emping, gardamunggu, gula, ikan, karet, kemiri, makanan ringan, makanan olahan, minuman, pinang, pupuk organik	42	9
2	12 April 2012	Jawa Barat	Rp 8,558,500,000	Beras, gula pasir, kentang, tomat	12	2
3	18 April 2012	NTB	Rp 4,297,000,000	Apel, biji jarak, jagung, kacang hijau, karung, kopi, rumput laut	27	7
4	24 April 2012	Jawa Timur	Rp 27,498,500,000	Apel, ayam, beras, cabe, garam, gula pasir, jagung, kacang, kayu, kopi, minyak nila, pinang, rempah-rempah, tomat	245	81
5	25 April 2012	DI Yogyakarta	Rp 11,727,300,000	Beras, kopi, minyak goreng, coklat	18	4
6	26 April 2012	Sulawesi Tenggara	Rp 2,667,850,000	Abon, kakao, kemiri, kopra, mente, minyak nilam, rumput laut, sagu	13	3
7	26 April 2012	Jawa Tengah	Rp 8,693,500,000	Beras, jagung, katul	23	2
8	30 April 2012	Sulawesi Utara	Rp 16,587,450,000	Ayam, beras, coklat, dodol, gabah kering, gula merah, ikan, jagung, kentang, telur itik, udang	13	9
<b>TOTAL TRANSAKSI</b>			<b>Rp 81,253,986,000</b>			

## 1. Ikhtisar Pasar Overview of The Market

<div>Kontrak (Contract) / bulan (Month)</div> <div>Uraian (Items)</div>	<b>Olein (OLE)</b> Jakarta Futures Exchange (JFX)			<b>Olein (OLE10)</b> Jakarta Futures Exchange (JFX)			<b>RBD PALM OLEIN (OLEINTR)</b> Indonesia Commodity & Derivatives Exchange (ICDX)		
	Apr '12	Mei '12	Perubahan / Change	Apr '12	Mei '12	Perubahan / Change	Apr '12	Mei '12	Perubahan / Change
Hari perdagangan (hari) Trading Days (days)	21	23	2	21	23	2	20	23	3
Jumlah Transaksi (kali) Frequency (times)	729	592	-137	798	718	-80	119	73	-46
Volume Transaksi (lot) Volume (lots)	1,981	1,778	-203	978	896	-82	141	80	-61
Rata-rata Volume Harian (lot) Daily Volume Average (lots)	117	111	-6	65	53	-12	7	4	-3
Volume Tertinggi (lot) High Volume (lots)	(26) 340	(30) 424	84	(20) 138	(31) 186	48	(13) 20	(23) 12	-8
Volume Terendah (lot) Low Volume (lots)	(09) 1	(15) 10	9	(25) 8	(04) 2	-6	(05) 2	(08) 1	-1
Harga tertinggi (Rp) High Prices (Rp)	(16) 10,690	(03) 10,345	-345	-	(04) 10,100	10,100	(10) 9,760	(02) 9,365	-395
Harga terendah (Rp) Low Prices (Rp)	(10) 10,410	(09) 9,810	-600	-	(04) 10,100	10,100	(13) 9,570	(15) 8,875	-695
Rata-rata harga harian (Rp) Daily Price Average (Rp)	10,523	10,005	-518	10,523	9,996	-527	9,650	9,106	-544



<div>Kontrak (Contract) / bulan (Month)</div> <div>Uraian (Items)</div>	<b>Crude Palm Oil (CPOTR)</b> Indonesia Commodity & Derivatives Exchange (ICDX)			<b>Kakao / Cocoa (CC5)</b> Jakarta Futures Exchange (JFX)		
	Apr '12	Mei '12	Perubahan / Change	Apr '12	Mei '12	Perubahan / Change
Hari perdagangan (hari) Trading Days (days)	20	23	3	21	23	2
Jumlah Transaksi (kali) Frequency (times)	23,478	27,275	3,797	3,003	3,338	335
Volume Transaksi (lot) Volume (lots)	66,325	70,602	4,277	4,785	3,665	-1,120
Rata-rata Volume Harian (lot) Daily Volume Average (lots)	3,316	3209	-107	239	175	-64
Volume Tertinggi (lot) High Volume (lots)	(18) 4,060	(09) 3,959	-101	(16) 502	(23) 221	-281
Volume Terendah (lot) Low Volume (lots)	(11) 2,011	(01) 1,490	-521	(03) 62	(11) 128	66
Harga tertinggi (Rp) High Prices (Rp)	-	(01) 10,500	10500	(17) 22,700	(08) 21,790	-910
Harga terendah (Rp) Low Prices (Rp)	-	(11) 9,600	9600	(04) 20,090	(08) 21,790	1,700
Rata-rata harga harian (Rp) Daily Price Average (Rp)	10,612	10,070	-542	21,410	21,790	380

<div>Kontrak (Contract) / bulan (Month)</div> <div>Uraian (Items)</div>	<b>Emas / Gold (GOL)</b> Jakarta Futures Exchange (JFX)			<b>Emas / Gold (GOL250)</b> Jakarta Futures Exchange (JFX)			<b>Emas/Gold (GOLDGR)</b> Indonesia Commodity & Derivatives Exchange (ICDX)		
	Apr '12	Mei '12	Perubahan / Change	Apr '12	Mei '12	Perubahan / Change	Apr '12	Mei '12	Perubahan / Change
Hari perdagangan (hari) Trading Days (days)	21	23	2	21	23	2	20	23	3
Jumlah Transaksi (kali) Frequency (times)	140	98	-42	639	817	178	57	62	5
Volume Transaksi (lot) Volume (lots)	1,470	1,144	-326	2,143	2,022	-121	397	466	69
Rata-rata Volume Harian (lot) Daily Volume Average (lots)	184	229	45	119	119	-	44	39	-5
Volume Tertinggi (lot) High Volume (lots)	(26) 300	(30) 364	364	(26) 412	(30) 554	142	(30) 128	(28) 108	-20
Volume Terendah (lot) Low Volume (lots)	(04) 20	(03) 20	-	(18) 4	(07) 8	4	(16) 20	(31) 10	-10
Harga tertinggi (Rp) High Prices (Rp)	(02) 501,200	(02) 500,550	-650	(13) 503,900	(02) 499,550	-4,350	-	-	-
Harga terendah (Rp) Low Prices (Rp)	(20) 498,500	(09) 486,550	-11,950	(05) 492,000	(14) 482,300	-9,700	-	-	-
Rata-rata harga harian (Rp) Daily Price Average (Rp)	499,778	490,144	-9,634	499,034	489,983	-9,051	491,500	481,170	-10,330

<div>Kontrak (Contract) / bulan (Month)</div> <div>Uraian (Items)</div>	<b>Gulir Emas / Rolling Gold (KGE)</b> Jakarta Futures Exchange (JFX)			<b>Gulir Emas / Rolling Gold (KGEUSD)</b> Jakarta Futures Exchange (JFX)			<b>Gulir Indeks Emas / Rolling Gold Index (KIE)</b> Bursa Berjangka Jakarta (BBJ)		
	Apr '12	Mei '12	Perubahan / Change	Apr '12	Mei '12	Perubahan / Change	Apr '12	Mei '12	Perubahan / Change
Hari perdagangan (hari) Trading Days (days)	21	23	2	21	23	2	21	23	2
Jumlah Transaksi (kali) Frequency (times)	56	38	-18	101	266	165	281	146	-135
Volume Transaksi (lot) Volume (lots)	1,918	1,940	22	1,072	1,805	733	2,653	2,388	-265
Rata-rata Volume Harian (lot) Daily Volume Average (lots)	639	647	8	179	120	-59	241	217	-24
Volume Tertinggi (lot) High Volume (lots)	(26) 1800	(29) 1800	-	(19) 320	(17) 440	120	(27) 602	(28) 1221	619
Volume Terendah (lot) Low Volume (lots)	(23) 10	(07) 2	-8	(30) 66	(02) 5	-61	(30) 3	(09) 1	-2
Harga tertinggi (Rp) High Prices (Rp)	(19) 486,700	(07) 482,800	-3,900	(30) 1,662	(01) 1,669	7	(27) 9,250	(30) 9,375	125
Harga terendah (Rp) Low Prices (Rp)	(23) 484,210	(31) 473,100	-11,110	(23) 1,636	(15) 1,550	-86	(18) 9,020	(02) 9,100	80
Rata-rata harga harian (Rp) Daily Price Average (Rp)	485,997	473,206	-12,791	1,649	1,587	-62	9,167	9,255	88

<div>Kontrak (Contract) / bulan (Month)</div> <div>Uraian (Items)</div>	<b>Tunda Serah Emas GOLDUD</b> Indonesia Commodity & Derivatives Exchange (ICDX)			<b>Tunda Serah Emas GOLDID</b> Indonesia Commodity & Derivatives Exchange (ICDX)		
	Apr '12	Mei '12	Perubahan / Change	Apr '12	Mei '12	Perubahan / Change
Hari perdagangan (hari) Trading Days (days)	20	23	3	20	23	3
Jumlah Transaksi (kali) Frequency (times)	4,979	3,255	-1,724	256	243	-13
Volume Transaksi (lot) Volume (lots)	17,994	14,333	-3,661	472	509	37
Rata-rata Volume Harian (lot) Daily Volume Average (lots)	900	623	-277	24	22	-2
Volume Tertinggi (lot) High Volume (lots)	(25) 2130	(25) 1483	-647	(24) 76	(17) 63	-13
Volume Terendah (lot) Low Volume (lots)	(18) 292	(07) 67	-225	(11) 5	(25) 5	-
Harga tertinggi (Rp) High Prices (Rp)	(02) 1,683	(01) 1,671	-12	(09) 1,730	(01) 1,669	-61
Harga terendah (Rp) Low Prices (Rp)	(04) 1,613	(16) 1,531	-82	(04) 1,613	(16) 1,534	-79
Rata-rata harga harian (Rp) Daily Price Average (Rp)	1,650	1,588	-62	1,650	1,588	-62

## 2. Harga Bulanan / *Monthly Prices*

### Olein (OLE) Jakarta Futures Exchange (JFX)

Mei / May '12

Bulan Penyerahan /Delivery Months Uraian / Items	Mei.'12 (Rp/Kg)	Juni.'12 (Rp/Kg)	Juli.'12 (Rp/Kg)	Agust.'12 (Rp/Kg)	Sept.'12 (Rp/Kg)	Okt.'12 (Rp/Kg)	Nop.'12 (Rp/Kg)
Pembukaan <i>Open</i>	10,220	10,200	9,360	9,245	10,225	10,175	9,440
Tertinggi <i>High</i>	10,345	10,200	9,540	9,245	10,235	10,175	9,440
Terendah <i>Low</i>	9,810	8,980	9,260	9,230	9,205	9,275	9,310
Penutupan <i>Settlement</i>	9,595	9,370	9,445	9,450	9,430	9,445	9,445

### Olein (OLE 10) Jakarta Futures Exchange (JFX)

Mei / May '12

Bulan Penyerahan /Delivery Months Uraian / Items	Mei.'12 (Rp/Kg)	Juni.'12 (Rp/Kg)	Juli.'12 (Rp/Kg)	Agust.'12 (Rp/Kg)	Sept.'12 (Rp/Kg)	Okt.'12 (Rp/Kg)	Nop.'12 (Rp/Kg)
Pembukaan <i>Open</i>	10,100	9,260	9,450	10,230	10,220	10,170	9,315
Tertinggi <i>High</i>	10,100	9,420	9,515	10,270	10,230	10,170	9,465
Terendah <i>Low</i>	10,100	9,260	9,430	9,390	9,110	9,100	9,095
Penutupan <i>Settlement</i>	9,595	9,370	9,445	9,450	9,430	9,445	9,445

**RBD PALM OLEIN (OLEINTR)**  
Indonesia Commodity & Derivatives Exchange (ICDX)

Mei / May '12

Bulan Penyerahan /Delivery Months Uraian / Items	Mei.'12 (Rp/Kg)	Juni.'12 (Rp/Kg)	Juli.'12 (Rp/Kg)	Agust.'12 (Rp/Kg)	Sept.'12 (Rp/Kg)	Okt.'12 (Rp/Kg)	Nop.'12 (Rp/Kg)
Pembukaan <i>Open</i>	9,365	9,370	9,350	8,585	-	-	-
Tertinggi <i>High</i>	9,365	9,370	9,350	8,765	-	-	-
Terendah <i>Low</i>	8,875	8,440	8,410	8,355	-	-	-
Penutupan <i>Settlement</i>	8,920	8,515	8,450	8,480	8,460	8,460	8,460

**Crude Palm Oil (CPOTR)**  
Indonesia Commodity & Derivatives Exchange (ICDX)

Mei / May '12

Bulan Penyerahan /Delivery Months Uraian / Items	Mei.'12 (Rp/Kg)	Juni.'12 (Rp/Kg)	Juli.'12 (Rp/Kg)	Agust.'12 (Rp/Kg)	Sept.'12 (Rp/Kg)	Okt.'12 (Rp/Kg)	Nop.'12 (Rp/Kg)
Pembukaan <i>Open</i>	10,500	10,535	10,465	10,405	9,205	-	-
Tertinggi <i>High</i>	10,500	10,555	10,475	10,445	9,515	-	-
Terendah <i>Low</i>	9,600	8,890	8,925	8,915	8,890	-	-
Penutupan <i>Settlement</i>	9,835	9,620	9,465	9,460	9,460	9,460	9,460

**Kakao / Cocoa (CC5)**

Jakarta Futures Exchange (JFX)

Mei / May '12

Bulan Penyerahan /Delivery Months Uraian / Items	Mei.'12 (Rp/Kg)	Jul.'12 (Rp/Kg)	Sept.'12 (Rp/Kg)	Des.'12 (Rp/Kg)	Mar.'13 (Rp/Kg)
Pembukaan <i>Open</i>	21,790	21,230	21,400	21,460	21,480
Tertinggi <i>High</i>	21,790	22,370	22,490	22,500	22,540
Terendah <i>Low</i>	21,790	20,350	20,500	20,660	20,770
Penutupan <i>Settlement</i>	21,790	20,560	20,680	20,850	21,010

**Emas / Gold (GOL)**

Jakarta Futures Exchange (JFX)

Mei / May '12

Bulan Penyerahan /Delivery Months Uraian / Items	Mei.'12 (Rp/gr)	Jun.'12 (Rp/gr)	Jul.'12 (Rp/gr)	Agst.'12 (Rp/gr)
Pembukaan <i>Open</i>	499,900	486,450	494,500	-
Tertinggi <i>High</i>	500,550	490,700	494,500	-
Terendah <i>Low</i>	486,550	486,350	494,500	-
Penutupan <i>Settlement</i>	491,150	490,700	494,500	493,700

**Emas / Gold (GOL250)**

Jakarta Futures Exchange (JFX)

Mei / May '12

Bulan Penyerahan /Delivery Months Uraian / Items	Mei.'12 (Rp/gr)	Jun.'12 (Rp/gr)	Jul.'12 (Rp/gr)	Agst.'12 (Rp/gr)
Pembukaan <i>Open</i>	498,900	502,100	508,000	-
Tertinggi <i>High</i>	499,550	502,900	508,400	-
Terendah <i>Low</i>	482,300	485,200	481,600	-
Penutupan <i>Settlement</i>	491,150	489,700	495,050	493,900

**Emas / Gold (GOLDGR)**  
Indonesia Commodity & Derivatives Exchange (ICDX)

Mei / May '12

Bulan Penyerahan /Delivery Months Uraian / Items	Mei.'12 (Rp/gr)	Jun.'12 (Rp/gr)	Jul.'12 (Rp/gr)	Agt.'12 (Rp/gr)	Sep'12 (Rp/gr)	Okt'12 (Rp/gr)	Nop'12 (Rp/gr)	Des'12 (Rp/gr)	Jan '13 (Rp/gr)	Peb '13 (Rp/gr)	Mar '13 (Rp/gr)	Apr '13 (Rp/gr)
Pembukaan <i>Open</i>	-	476,400	490,100	-	-	-	-	-	-	-	-	-
Tertinggi <i>High</i>	-	487,800	490,400	-	-	-	-	-	-	-	-	-
Terendah <i>Low</i>	-	465,600	473,300	-	-	-	-	-	-	-	-	-
Penutupan <i>Settlement</i>	488,300	490,000	491,800	493,700	495,700	497,800	499,900	502,000	504,100	506,300	508,500	510,700

Mei / May '12

Kontrak /Contract Uraian / Items	Gulir Emas / Rolling Gold (KGE) (Rp/gr)	Gulir Emas / Rolling Gold (KGEUSD) (USD/T.Ounce)	Gulir Indeks Emas / Rolling Gold Index (KIE) (Point)	Tunda Serah Emas (GOLDID) (USD/T.Ounce)	Tunda Serah Emas (GOLDUD) (USD/T.Ounce)
	Jakarta Futures Exchange (JFX)			Indonesia Commodity & Derivatives Exchange (ICDX)	
Pembukaan <i>Open</i>	482,800	1,666.05	9,100	1,663.00	1,666.00
Tertinggi <i>High</i>	482,800	1,669.15	9,375	1,668.60	1,671.10
Terendah <i>Low</i>	473,100	1,550.00	9,100	1,533.80	1,530.70
Penutupan <i>Settlement</i>	473,717	1,560.40	9,400	1,562.20	1,562.20



### 3. Harga Harian / Daily Prices

**Olein (OLE)**  
Jakarta Futures Exchange (JFX)

Mei / May '12

Tanggal / Date	Mei / May '12				Juni / June '12				Juli / July '12				Agustus / August '12			
	Pembukaan Open (Rp/Kg)	Tertinggi High (Rp/Kg)	Terendah Low (Rp/Kg)	Penutupan Settlement (Rp/Kg)	Pembukaan Open (Rp/Kg)	Tertinggi High (Rp/Kg)	Terendah Low (Rp/Kg)	Penutupan Settlement (Rp/Kg)	Pembukaan Open (Rp/Kg)	Tertinggi High (Rp/Kg)	Terendah Low (Rp/Kg)	Penutupan Settlement (Rp/Kg)	Pembukaan Open (Rp/Kg)	Tertinggi High (Rp/Kg)	Terendah Low (Rp/Kg)	Penutupan Settlement (Rp/Kg)
1-May-12	-	-	-	10,320	-	-	-	10,325	-	-	-	10,315	-	-	-	10,235
2-May-12	10,220	10,305	10,210	10,320	-	-	-	10,340	-	-	-	10,305	-	-	-	10,255
3-May-12	10,345	10,345	10,295	10,260	-	-	-	10,220	-	-	-	10,170	-	-	-	10,115
4-May-12	-	-	-	10,200	10,200	10,200	10,120	10,140	-	-	-	10,115	-	-	-	10,055
7-May-12	-	-	-	9,945	-	-	-	10,000	-	-	-	9,975	-	-	-	9,935
8-May-12	-	-	-	9,955	9,840	9,880	9,810	9,965	-	-	-	9,940	-	-	-	9,905
9-May-12	9,820	9,905	9,810	9,930	-	-	-	9,945	-	-	-	9,930	-	-	-	9,895
10-May-12	-	-	-	9,930	-	-	-	9,900	-	-	-	9,865	-	-	-	9,840
11-May-12	10,310	10,310	10,260	9,910	-	-	-	9,890	-	-	-	9,865	-	-	-	9,835
14-May-12	-	-	-	9,695	-	-	-	9,550	-	-	-	9,540	-	-	-	9,525
15-May-12	-	-	-	9,595	-	-	-	9,695	-	-	-	9,685	-	-	-	9,635
16-May-12	-	-	-	-	-	-	-	9,555	-	-	-	9,535	-	-	-	9,510
17-May-12	-	-	-	-	-	-	-	-	-	-	-	-	-	-	-	-
21-May-12	-	-	-	-	-	-	-	9,320	-	-	-	9,325	-	-	-	9,500
22-May-12	-	-	-	-	9,350	9,410	9,340	9,350	-	-	-	9,360	-	-	-	9,345
23-May-12	-	-	-	-	9,350	9,460	9,230	9,245	9,360	9,360	9,360	9,240	-	-	-	9,240
24-May-12	-	-	-	-	9,260	9,320	9,150	9,095	-	-	-	9,135	9,245	9,245	9,230	9,125
25-May-12	-	-	-	-	9,150	9,210	8,980	9,195	-	-	-	9,285	-	-	-	9,285
28-May-12	-	-	-	-	-	-	-	9,270	-	-	-	9,350	-	-	-	9,340
29-May-12	-	-	-	-	-	-	-	9,375	9,340	9,380	9,260	9,460	-	-	-	9,485
30-May-12	-	-	-	-	9,395	9,475	9,380	9,430	-	-	-	9,455	-	-	-	9,460
31-May-12	-	-	-	-	9,440	9,540	9,440	9,370	9,450	9,540	9,380	9,445	-	-	-	9,450
Tertinggi High	(03) 10,345				(04) 10,200				(31) 9,540				(24) 9,245			
Terendah Low	(09) 9,810				(25) 8,980				(29) 9,260				(24) 9,230			
Rata-Rata Average	10,005				9,675				9,681				9,665			

Sambungan / Continued

Mei / May '12

Tanggal / Date	September / September '12				Oktober / October '12				Nopember / November '12			
	Pembukaan Open (Rp/Kg)	Tertinggi High (Rp/Kg)	Terendah Low (Rp/Kg)	Penutupan Settlement (Rp/Kg)	Pembukaan Open (Rp/Kg)	Tertinggi High (Rp/Kg)	Terendah Low (Rp/Kg)	Penutupan Settlement (Rp/Kg)	Pembukaan Open (Rp/Kg)	Tertinggi High (Rp/Kg)	Terendah Low (Rp/Kg)	Penutupan Settlement (Rp/Kg)
1-May-12	-	-	-	10,200	-	-	-	10,165	-	-	-	-
2-May-12	10,225	10,225	10,195	10,210	10,175	10,175	10,155	10,140	-	-	-	-
3-May-12	10,235	10,235	10,205	10,090	10,165	10,165	10,145	10,100	-	-	-	-
4-May-12	-	-	-	10,015	-	-	-	10,000	-	-	-	-
7-May-12	10,030	10,040	10,010	9,900	9,995	10,015	9,985	9,845	-	-	-	-
8-May-12	-	-	-	9,880	-	-	-	9,905	-	-	-	-
9-May-12	9,890	9,890	9,880	9,850	9,920	9,920	9,910	9,850	-	-	-	-
10-May-12	-	-	-	9,800	-	-	-	9,790	-	-	-	-
11-May-12	-	-	-	9,815	-	-	-	9,825	-	-	-	-
14-May-12	-	-	-	9,510	-	-	-	9,540	-	-	-	-
15-May-12	9,360	9,400	9,360	9,600	-	-	-	9,605	-	-	-	-
16-May-12	9,650	9,650	9,615	9,485	-	-	-	9,490	-	-	-	9,465
17-May-12	-	-	-	-	-	-	-	-	-	-	-	-
21-May-12	-	-	-	9,485	-	-	-	9,470	-	-	-	9,455
22-May-12	9,480	9,480	9,465	9,330	9,460	9,460	9,460	9,275	9,440	9,440	9,440	9,310
23-May-12	-	-	-	9,210	9,275	9,275	9,275	9,205	9,310	9,310	9,310	9,190
24-May-12	9,205	9,220	9,205	9,105	-	-	-	9,105	-	-	-	9,080
25-May-12	-	-	-	9,265	-	-	-	9,225	-	-	-	9,230
28-May-12	-	-	-	9,315	-	-	-	9,305	-	-	-	9,290
29-May-12	-	-	-	9,465	-	-	-	9,425	-	-	-	9,425
30-May-12	9,475	9,475	9,450	9,440	-	-	-	9,440	-	-	-	9,450
31-May-12	-	-	-	9,430	-	-	-	9,445	-	-	-	9,445
Tertinggi High	(03) 10,235				(02) 10,175				(22) 9,440			
Terendah Low	(24) 9,205				(23) 9,275				(23) 9,310			
Rata-Rata Average	9,638				9,626				9,334			

**Olein (OLE10)**  
Jakarta Futures Exchange (JFX)

Mei / May '12

Tanggal / Date	Mei / May '12				Juni / June '12				Juli / July '12				Agustus / August '12			
	Pembukaan Open (Rp/Kg)	Tertinggi High (Rp/Kg)	Terendah Low (Rp/Kg)	Penutupan Settlement (Rp/Kg)	Pembukaan Open (Rp/Kg)	Tertinggi High (Rp/Kg)	Terendah Low (Rp/Kg)	Penutupan Settlement (Rp/Kg)	Pembukaan Open (Rp/Kg)	Tertinggi High (Rp/Kg)	Terendah Low (Rp/Kg)	Penutupan Settlement (Rp/Kg)	Pembukaan Open (Rp/Kg)	Tertinggi High (Rp/Kg)	Terendah Low (Rp/Kg)	Penutupan Settlement (Rp/Kg)
1-May-12	-	-	-	10,320	-	-	-	10,325	-	-	-	10,315	-	-	-	10,235
2-May-12	-	-	-	10,320	-	-	-	10,340	-	-	-	10,305	10,230	10,230	10,200	10,255
3-May-12	-	-	-	10,260	-	-	-	10,220	-	-	-	10,170	10,270	10,270	10,245	10,115
4-May-12	10,100	10,100	10,100	10,100	-	-	-	10,045	-	-	-	10,020	-	-	-	9,960
7-May-12	-	-	-	9,945	-	-	-	10,000	-	-	-	9,975	9,955	9,955	9,945	9,935
8-May-12	-	-	-	9,955	-	-	-	9,965	-	-	-	9,940	9,950	9,950	9,930	9,905
9-May-12	-	-	-	9,930	-	-	-	9,945	-	-	-	9,930	-	-	-	9,895
10-May-12	-	-	-	9,930	-	-	-	9,900	-	-	-	9,865	9,920	9,920	9,900	9,840
11-May-12	-	-	-	9,910	-	-	-	9,890	-	-	-	9,865	-	-	-	9,835
14-May-12	-	-	-	9,895	-	-	-	9,850	-	-	-	9,840	9,850	9,860	9,840	9,825
15-May-12	-	-	-	9,595	-	-	-	9,695	-	-	-	9,685	9,555	9,555	9,540	9,635
16-May-12	-	-	-	-	-	-	-	9,555	-	-	-	9,535	-	-	-	9,510
17-May-12	-	-	-	-	-	-	-	-	-	-	-	-	-	-	-	-
21-May-12	-	-	-	-	-	-	-	9,320	-	-	-	9,325	-	-	-	9,310
22-May-12	-	-	-	-	-	-	-	9,350	-	-	-	9,360	-	-	-	9,345
23-May-12	-	-	-	-	-	-	-	9,245	-	-	-	9,240	-	-	-	9,240
24-May-12	-	-	-	-	9,260	9,260	9,260	9,095	-	-	-	9,135	-	-	-	9,125
25-May-12	-	-	-	-	9,200	9,200	9,200	9,195	-	-	-	9,285	-	-	-	9,285
28-May-12	-	-	-	9,300	9,300	9,300	9,300	9,270	-	-	-	9,350	-	-	-	9,340
29-May-12	-	-	-	-	-	-	-	9,375	-	-	-	9,460	-	-	-	9,485
30-May-12	-	-	-	-	-	-	-	9,430	9,450	9,505	9,445	9,455	-	-	-	9,460
31-May-12	-	-	-	-	9,400	9,420	9,400	9,370	9,450	9,515	9,430	9,445	9,480	9,480	9,390	9,450
Tertinggi High	(04) 10,100				(31) 9,420				(31) 9,515				(03) 10,270			
Terendah Low	(04) 10,100				(24) 9,260				(31) 9,430				(31) 9,390			
Rata-Rata Average	9,996				9,670				9,676				9,652			

Sambungan / Continued

Mei / May '12

Tanggal / Date	Mei / May '12				Oktober / October '12				Nopember / November '12			
	Pembukaan Open (Rp/Kg)	Tertinggi High (Rp/Kg)	Terendah Low (Rp/Kg)	Penutupan Settlement (Rp/Kg)	Pembukaan Open (Rp/Kg)	Tertinggi High (Rp/Kg)	Terendah Low (Rp/Kg)	Penutupan Settlement (Rp/Kg)	Pembukaan Open (Rp/Kg)	Tertinggi High (Rp/Kg)	Terendah Low (Rp/Kg)	Penutupan Settlement (Rp/Kg)
1-May-12	-	-	-	10,200	-	-	-	10,165	-	-	-	-
2-May-12	10,220	10,220	10,190	10,210	10,170	10,170	10,150	10,140	-	-	-	-
3-May-12	10,230	10,230	10,200	10,090	10,170	10,170	10,140	10,100	-	-	-	-
4-May-12	-	-	-	9,920	-	-	-	9,905	-	-	-	-
7-May-12	-	-	-	9,900	-	-	-	9,845	-	-	-	-
8-May-12	9,920	9,930	9,900	9,880	9,850	9,880	9,835	9,905	-	-	-	-
9-May-12	9,890	9,890	9,870	9,850	9,920	9,920	9,900	9,850	-	-	-	-
10-May-12	9,875	9,875	9,865	9,800	9,855	9,855	9,845	9,790	-	-	-	-
11-May-12	-	-	-	9,815	-	-	-	9,825	-	-	-	-
14-May-12	9,820	9,820	9,800	9,510	9,835	9,835	9,820	9,540	-	-	-	-
15-May-12	9,530	9,535	9,520	9,600	9,575	9,575	9,560	9,605	-	-	-	-
16-May-12	-	-	-	9,485	-	-	-	9,490	-	-	-	-
17-May-12	-	-	-	-	-	-	-	-	-	-	-	9,465
21-May-12	-	-	-	9,295	-	-	-	9,280	-	-	-	9,265
22-May-12	9,295	9,300	9,285	9,330	9,290	9,290	9,275	9,275	-	-	-	9,310
23-May-12	9,340	9,340	9,320	9,210	9,295	9,295	9,275	9,205	9,315	9,315	9,305	9,190
24-May-12	9,240	9,240	9,220	9,105	9,235	9,235	9,215	9,105	9,210	9,210	9,200	9,080
25-May-12	9,130	9,130	9,110	9,265	9,100	9,120	9,100	9,225	9,105	9,105	9,095	9,230
28-May-12	-	-	-	9,315	-	-	-	9,305	-	-	-	9,290
29-May-12	9,320	9,320	9,320	9,465	9,310	9,310	9,310	9,425	-	-	-	9,425
30-May-12	-	-	-	9,440	-	-	-	9,440	-	-	-	9,450
31-May-12	9,470	9,470	9,450	9,430	9,445	9,450	9,445	9,445	9,465	9,465	9,455	9,445
Tertinggi High	(03) 10,230				(03) 10,170				(31) 9,465			
Terendah Low	(02) 9,110				(02) 9,100				(25) 9,095			
Rata-Rata Average	9,625				9,613				9,315			

**RBD PALM OLEIN (OLEINTR)**  
Indonesia Commodity & Derivatives Exchange (ICDX)

Mei / May '12

Tanggal / Date	Mei / May '12				Juni / June '12				Juli / July '12				Agustus / August '12			
	Pembukaan Open (Rp/Kg)	Tertinggi High (Rp/Kg)	Terendah Low (Rp/Kg)	Penutupan Settlement (Rp/Kg)	Pembukaan Open (Rp/Kg)	Tertinggi High (Rp/Kg)	Terendah Low (Rp/Kg)	Penutupan Settlement (Rp/Kg)	Pembukaan Open (Rp/Kg)	Tertinggi High (Rp/Kg)	Terendah Low (Rp/Kg)	Penutupan Settlement (Rp/Kg)	Pembukaan Open (Rp/Kg)	Tertinggi High (Rp/Kg)	Terendah Low (Rp/Kg)	Penutupan Settlement (Rp/Kg)
1-May-12	-	-	-	9,380	9,370	9,370	9,370	9,370	-	-	-	9,255	-	-	-	9,260
2-May-12	9,365	9,365	9,335	9,380	9,360	9,360	9,340	9,370	9,350	9,350	9,335	9,335	-	-	-	9,330
3-May-12	-	-	-	9,325	9,355	9,355	9,355	9,355	-	-	-	9,285	-	-	-	9,300
4-May-12	-	-	-	9,210	9,240	9,240	9,240	9,240	-	-	-	9,175	-	-	-	9,180
7-May-12	-	-	-	9,030	-	-	-	9,025	-	-	-	8,970	-	-	-	8,950
8-May-12	-	-	-	9,055	9,145	9,145	9,145	9,145	-	-	-	9,055	-	-	-	9,035
9-May-12	-	-	-	9,030	9,175	9,175	9,175	9,175	-	-	-	9,165	-	-	-	9,170
10-May-12	-	-	-	9,030	-	-	-	9,055	-	-	-	8,990	-	-	-	8,985
11-May-12	8,950	9,000	8,945	9,000	9,045	9,045	9,030	9,035	-	-	-	8,955	-	-	-	8,955
14-May-12	8,915	8,915	8,915	8,805	8,885	8,885	8,885	8,855	8,885	8,885	8,865	8,825	-	-	-	8,775
15-May-12	8,950	8,950	8,875	8,920	8,820	8,920	8,820	8,685	8,885	8,885	8,655	8,655	-	-	-	8,605
16-May-12	-	-	-	-	8,640	8,640	8,600	8,650	8,635	8,635	8,635	8,635	8,585	8,585	8,585	8,585
17-May-12	-	-	-	-	-	-	-	-	-	-	-	-	-	-	-	-
18-May-12	-	-	-	-	-	-	-	8,635	8,635	8,635	8,635	8,635	-	-	-	8,600
21-May-12	-	-	-	-	8,740	8,760	8,740	8,500	8,785	8,785	8,555	8,555	8,765	8,765	8,765	8,555
22-May-12	-	-	-	-	-	-	-	8,500	8,710	8,710	8,710	8,515	-	-	-	8,465
23-May-12	-	-	-	-	8,445	8,445	8,440	8,325	8,570	8,570	8,410	8,315	8,365	8,365	8,355	8,315
24-May-12	-	-	-	-	-	-	-	8,275	-	-	-	8,260	-	-	-	8,295
25-May-12	-	-	-	-	-	-	-	8,325	8,585	8,585	8,475	8,440	8,455	8,455	8,455	8,455
28-May-12	-	-	-	-	-	-	-	8,410	8,510	8,510	8,510	8,470	8,515	8,515	8,515	8,465
29-May-12	-	-	-	-	-	-	-	8,530	8,480	8,480	8,515	8,500	8,530	8,415	8,415	8,530
30-May-12	-	-	-	-	-	-	-	8,590	-	-	-	8,435	8,475	8,475	8,475	8,475
31-May-12	-	-	-	-	-	-	-	8,515	8,460	8,460	8,445	8,450	8,500	8,500	8,480	8,480
Tertinggi High	(02) 9,365				(01) 9,370				(02) 9,350				(21) 8,765			
Terendah Low	(15) 8,875				(23) 8,440				(23) 8,410				(23) 8,355			
Rata-Rata	9,106				8,798				8,768				8,762			

Sambungan / Continued

Mei / May '12

Tanggal / Date	September / September '12				Oktober / October '12				Nopember / November '12			
	Pembukaan Open (Rp/Kg)	Tertinggi High (Rp/Kg)	Terendah Low (Rp/Kg)	Penutupan Settlement (Rp/Kg)	Pembukaan Open (Rp/Kg)	Tertinggi High (Rp/Kg)	Terendah Low (Rp/Kg)	Penutupan Settlement (Rp/Kg)	Pembukaan Open (Rp/Kg)	Tertinggi High (Rp/Kg)	Terendah Low (Rp/Kg)	Penutupan Settlement (Rp/Kg)
1-May-12	-	-	-	9,260	-	-	-	9,260	-	-	-	-
2-May-12	-	-	-	9,330	-	-	-	9,330	-	-	-	-
3-May-12	-	-	-	9,300	-	-	-	9,300	-	-	-	-
4-May-12	-	-	-	9,180	-	-	-	9,180	-	-	-	-
7-May-12	-	-	-	8,950	-	-	-	8,950	-	-	-	-
8-May-12	-	-	-	9,035	-	-	-	9,035	-	-	-	-
9-May-12	-	-	-	9,170	-	-	-	9,170	-	-	-	-
10-May-12	-	-	-	8,965	-	-	-	8,965	-	-	-	-
11-May-12	-	-	-	8,955	-	-	-	8,955	-	-	-	-
14-May-12	-	-	-	8,775	-	-	-	8,775	-	-	-	-
15-May-12	-	-	-	8,605	-	-	-	8,605	-	-	-	-
16-May-12	-	-	-	8,615	-	-	-	8,615	-	-	-	8,615
17-May-12	-	-	-	-	-	-	-	-	-	-	-	-
18-May-12	-	-	-	8,580	-	-	-	8,580	-	-	-	8,580
21-May-12	-	-	-	8,505	-	-	-	8,505	-	-	-	8,505
22-May-12	-	-	-	8,465	-	-	-	8,465	-	-	-	8,465
23-May-12	-	-	-	8,265	-	-	-	8,265	-	-	-	8,265
24-May-12	-	-	-	8,295	-	-	-	8,295	-	-	-	8,295
25-May-12	-	-	-	8,415	-	-	-	8,415	-	-	-	8,415
28-May-12	-	-	-	8,415	-	-	-	8,415	-	-	-	8,415
29-May-12	-	-	-	8,565	-	-	-	8,565	-	-	-	8,565
30-May-12	-	-	-	8,430	-	-	-	8,430	-	-	-	8,430
31-May-12	-	-	-	8,460	-	-	-	8,460	-	-	-	8,460
Tertinggi High	-				-				-			
Terendah Low	-				-				-			
Rata-Rata Average	8,753				8,753				8,455			

**Crude Palm Oil (CPOTR)**  
Indonesia Commodity & Derivatives Exchange (ICDX)

Mei / May '12

Tanggal / Date	Bulan Penyerahan / Delivery Months	Mei / May '12				Juni / June '12				Juli / July '12				Agustus / August '12			
		Pembukaan Open (Rp/Kg)	Tertinggi High (Rp/Kg)	Terendah Low (Rp/Kg)	Penutupan Settlement (Rp/Kg)	Pembukaan Open (Rp/Kg)	Tertinggi High (Rp/Kg)	Terendah Low (Rp/Kg)	Penutupan Settlement (Rp/Kg)	Pembukaan Open (Rp/Kg)	Tertinggi High (Rp/Kg)	Terendah Low (Rp/Kg)	Penutupan Settlement (Rp/Kg)	Pembukaan Open (Rp/Kg)	Tertinggi High (Rp/Kg)	Terendah Low (Rp/Kg)	Penutupan Settlement (Rp/Kg)
1-May-12		10,500	10,500	10,410	10,420	10,535	10,555	10,360	10,380	10,465	10,475	10,295	10,295	10,405	10,445	10,280	10,300
2-May-12		10,260	10,335	10,235	10,460	10,325	10,375	10,270	10,500	10,285	10,310	10,220	10,410	10,220	10,340	10,185	10,410
3-May-12		10,060	10,290	10,060	10,210	10,250	10,255	10,090	10,255	10,230	10,230	10,045	10,170	10,145	10,205	10,000	10,185
4-May-12		10,430	10,445	9,820	10,225	10,145	10,155	9,955	10,260	10,110	10,125	9,930	10,190	10,070	10,075	9,875	10,195
7-May-12		9,785	10,155	9,775	10,155	9,800	9,980	9,790	10,150	9,940	9,950	9,825	10,095	9,990	10,020	9,785	10,075
8-May-12		9,940	10,145	9,940	10,155	10,055	10,130	10,010	10,200	9,995	10,100	9,985	10,155	9,985	10,070	9,950	10,135
9-May-12		10,115	10,130	9,790	9,925	9,985	10,065	9,955	10,120	9,980	10,055	9,930	10,060	9,915	10,020	9,895	10,065
10-May-12		10,115	10,115	9,910	10,125	10,020	10,105	9,955	10,150	9,965	10,070	9,915	10,085	9,950	10,050	9,880	10,080
11-May-12		10,070	10,070	9,600	9,835	9,930	9,945	9,735	9,860	9,875	9,930	9,720	9,790	9,930	9,930	9,695	9,790
14-May-12		-	-	-	9,430	9,680	9,680	9,400	9,450	9,630	9,655	9,370	9,400	9,605	9,635	9,370	9,400
15-May-12		-	-	-	9,830	9,505	9,660	9,430	9,725	9,470	9,620	9,425	9,695	9,425	9,610	9,400	9,695
16-May-12		-	-	-	-	9,620	9,685	9,140	9,270	9,585	9,655	9,130	9,220	9,515	9,620	9,090	9,190
17-May-12		-	-	-	-	-	-	-	-	-	-	-	-	-	-	-	-
18-May-12		-	-	-	-	9,250	9,280	9,080	9,260	9,165	9,275	9,050	9,235	9,200	9,265	9,045	9,225
21-May-12		-	-	-	-	9,450	9,450	9,130	9,330	9,270	9,365	9,200	9,335	9,225	9,345	9,195	9,335
22-May-12		-	-	-	-	9,340	9,350	9,215	9,390	9,325	9,335	9,215	9,355	9,315	9,320	9,200	9,355
23-May-12		-	-	-	-	9,125	9,200	8,890	9,130	9,160	9,185	8,925	9,070	9,155	9,175	8,915	9,070
24-May-12		-	-	-	-	8,905	9,145	8,895	9,215	8,975	9,175	8,860	9,200	8,975	9,155	8,935	9,235
25-May-12		-	-	-	-	8,940	9,310	8,940	9,325	9,125	9,395	9,060	9,390	9,125	9,390	9,055	9,415
28-May-12		-	-	-	-	9,400	9,400	9,210	9,440	9,420	9,430	9,325	9,450	9,370	9,420	9,315	9,445
29-May-12		-	-	-	-	9,325	9,415	9,235	9,665	9,380	9,525	9,335	9,700	9,340	9,520	9,335	9,700
30-May-12		-	-	-	-	9,280	9,425	9,140	9,620	9,415	9,430	9,260	9,465	9,425	9,425	9,265	9,460
31-May-12		-	-	-	-	9,235	9,325	9,045	9,400	9,245	9,315	9,175	9,385	9,250	9,285	9,180	9,345
Tertinggi High			(01) 10,500				(01) 10,555				(01) 10,475				(01) 10,445		
Terendah Low			(11) 9,600				(23) 8,890				(23) 8,925				(23) 8,915		
Rata-Rata Average			10,070				9,732				9,689				9,687		

Sambungan / Continued

Mei / May '12

Tanggal / Date	Bulan Penyerahan / Delivery	September / September '12				Oktober / October '12				Nopember / November '12			
		Pembukaan Open (Rp/Kg)	Tertinggi High (Rp/Kg)	Terendah Low (Rp/Kg)	Penutupan Settlement (Rp/Kg)	Pembukaan Open (Rp/Kg)	Tertinggi High (Rp/Kg)	Terendah Low (Rp/Kg)	Penutupan Settlement (Rp/Kg)	Pembukaan Open (Rp/Kg)	Tertinggi High (Rp/Kg)	Terendah Low (Rp/Kg)	Penutupan Settlement (Rp/Kg)
1-May-12		-	-	-	10,300	-	-	-	10,300	-	-	-	-
2-May-12		-	-	-	10,410	-	-	-	10,410	-	-	-	-
3-May-12		-	-	-	10,185	-	-	-	10,185	-	-	-	-
4-May-12		-	-	-	10,195	-	-	-	10,195	-	-	-	-
7-May-12		-	-	-	10,075	-	-	-	10,075	-	-	-	-
8-May-12		-	-	-	10,135	-	-	-	10,135	-	-	-	-
9-May-12		-	-	-	10,065	-	-	-	10,065	-	-	-	-
10-May-12		-	-	-	10,080	-	-	-	10,080	-	-	-	-
11-May-12		-	-	-	9,790	-	-	-	9,790	-	-	-	-
14-May-12		-	-	-	9,400	-	-	-	9,400	-	-	-	-
15-May-12		-	-	-	9,695	-	-	-	9,695	-	-	-	-
16-May-12		-	-	-	9,235	-	-	-	9,235	-	-	-	9,235
17-May-12		-	-	-	-	-	-	-	-	-	-	-	-
18-May-12		9,205	9,250	9,020	9,205	-	-	-	9,205	-	-	-	9,205
21-May-12		9,280	9,335	9,175	9,335	-	-	-	9,335	-	-	-	9,335
22-May-12		9,305	9,330	9,185	9,355	-	-	-	9,355	-	-	-	9,355
23-May-12		9,100	9,170	8,890	9,070	-	-	-	9,070	-	-	-	9,070
24-May-12		8,975	9,145	8,910	9,235	-	-	-	9,235	-	-	-	9,235
25-May-12		9,130	9,370	9,025	9,415	-	-	-	9,415	-	-	-	9,415
28-May-12		9,365	9,410	9,295	9,445	-	-	-	9,445	-	-	-	9,445
29-May-12		9,355	9,515	9,300	9,700	-	-	-	9,700	-	-	-	9,700
30-May-12		9,370	9,420	9,250	9,460	-	-	-	9,460	-	-	-	9,460
31-May-12		9,195	9,280	9,165	9,345	-	-	-	9,345	-	-	-	9,345
Tertinggi High			(29) 9,515				-				-		
Terendah Low			(23) 8,890				-				-		
Rata-Rata Average			9,688				9,688				9,345		

**Kakao / Cocoa (CC5)**  
 Jakarta Futures Exchange (JFX)

Mei / May '12

Tanggal / Date	Bulan Penyerahan / Delivery Months	Mei / May '12				Juli / July '12				September / September '12			
		Pembukaan Open (Rp/Kg)	Tertinggi High (Rp/Kg)	Terendah Low (Rp/Kg)	Penutupan Settlement (Rp/Kg)	Pembukaan Open (Rp/Kg)	Tertinggi High (Rp/Kg)	Terendah Low (Rp/Kg)	Penutupan Settlement (Rp/Kg)	Pembukaan Open (Rp/Kg)	Tertinggi High (Rp/Kg)	Terendah Low (Rp/Kg)	Penutupan Settlement (Rp/Kg)
1-May-12	-	-	-	-	21,790	21,230	22,330	21,230	22,190	21,400	22,490	21,360	22,310
2-May-12	-	-	-	-	21,790	22,060	22,330	21,940	22,210	22,170	22,470	22,030	22,320
3-May-12	-	-	-	-	21,790	22,020	22,370	21,730	21,860	22,110	22,470	21,830	21,920
4-May-12	-	-	-	-	21,790	21,900	22,090	21,660	21,720	21,960	22,190	21,750	21,790
7-May-12	-	-	-	-	21,790	21,720	22,330	21,430	22,180	21,760	22,390	21,570	22,250
8-May-12	21,790	21,790	21,790	21,790	21,790	22,140	22,180	21,790	22,060	22,210	22,280	21,880	22,130
9-May-12	-	-	-	-	21,790	22,000	22,130	21,730	22,110	22,080	22,200	21,790	22,190
10-May-12	-	-	-	-	21,790	22,100	22,310	21,850	22,200	22,190	22,380	21,920	22,270
11-May-12	-	-	-	-	21,790	21,930	22,060	21,880	21,930	21,980	22,170	21,970	21,990
14-May-12	-	-	-	-	21,790	21,900	21,990	21,290	21,360	21,940	22,100	21,390	21,460
15-May-12	-	-	-	-	-	21,440	21,700	21,420	21,520	21,530	21,820	21,530	21,650
16-May-12	-	-	-	-	-	21,560	21,820	21,310	21,790	21,670	21,940	21,450	21,910
17-May-12	-	-	-	-	-	-	-	-	-	-	-	-	-
21-May-12	-	-	-	-	-	21,490	21,620	21,250	21,350	21,580	21,730	21,400	21,460
22-May-12	-	-	-	-	-	21,360	21,490	20,800	20,940	21,480	21,580	20,950	21,090
23-May-12	-	-	-	-	-	20,960	21,100	20,350	20,580	21,110	21,220	20,520	20,750
24-May-12	-	-	-	-	-	20,560	20,600	20,390	20,420	20,740	20,750	20,540	20,570
25-May-12	-	-	-	-	-	20,510	20,700	20,360	20,530	20,650	20,910	20,550	20,690
28-May-12	-	-	-	-	-	20,510	20,770	20,510	20,730	20,670	20,940	20,670	20,900
29-May-12	-	-	-	-	-	20,780	21,120	20,670	20,800	20,950	21,260	20,800	20,930
30-May-12	-	-	-	-	-	20,720	20,870	20,370	20,560	20,890	21,030	20,500	20,680
31-May-12	-	-	-	-	-	20,630	20,890	20,550	20,650	20,730	21,000	20,670	20,770
Tertinggi High		(08) 21,790				(03) 22,370				(01) 22,490			
Terendah Low		(08) 21,790				(23) 20,350				(30) 20,500			
Rata-Rata Average		21,790				21,414				21,525			

Sambungan / Continued

Mei / May '12

Tanggal / Date	Bulan Penyerahan / Delivery Months	Desember / December '12				Maret / March '13				Mei / May '13			
		Pembukaan Open (Rp/Kg)	Tertinggi High (Rp/Kg)	Terendah Low (Rp/Kg)	Penutupan Settlement (Rp/Kg)	Pembukaan Open (Rp/Kg)	Tertinggi High (Rp/Kg)	Terendah Low (Rp/Kg)	Penutupan Settlement (Rp/Kg)	Pembukaan Open (Rp/Kg)	Tertinggi High (Rp/Kg)	Terendah Low (Rp/Kg)	Penutupan Settlement (Rp/Kg)
1-May-12	-	21,460	22,480	21,420	22,290	21,480	22,540	21,440	22,360	-	-	-	-
2-May-12	-	22,180	22,470	22,070	22,340	22,240	22,510	22,110	22,370	-	-	-	-
3-May-12	-	22,140	22,500	21,900	21,980	22,190	22,520	21,940	22,020	-	-	-	-
4-May-12	-	22,010	22,250	21,840	21,910	22,040	22,300	21,890	21,930	-	-	-	-
7-May-12	-	21,910	22,500	21,660	22,340	21,900	22,540	21,710	22,470	-	-	-	-
8-May-12	-	22,310	22,350	21,960	22,210	22,530	22,530	22,000	22,160	-	-	-	-
9-May-12	-	22,160	22,300	21,880	22,280	22,000	22,370	21,940	22,350	-	-	-	-
10-May-12	-	22,280	22,480	21,990	22,390	22,360	22,510	22,050	22,390	-	-	-	-
11-May-12	-	22,090	22,220	22,050	22,080	22,090	22,240	22,080	22,100	-	-	-	-
14-May-12	-	22,010	22,160	21,480	21,560	22,050	22,200	21,500	21,640	-	-	-	-
15-May-12	-	21,630	21,870	21,610	21,690	21,770	21,890	21,620	21,740	-	-	-	21,640
16-May-12	-	21,730	22,020	21,600	22,010	21,780	22,060	21,590	22,040	22,140	22,140	22,140	22,140
17-May-12	-	-	-	-	-	-	-	-	-	-	-	-	-
21-May-12	-	21,820	21,820	21,200	21,530	21,850	21,890	21,570	21,580	21,970	22,000	21,710	21,710
22-May-12	-	21,580	21,680	21,050	21,190	21,690	21,780	21,160	21,300	21,710	21,900	21,290	21,420
23-May-12	-	21,210	21,320	20,740	20,900	21,290	21,390	20,800	21,010	21,480	21,580	20,910	21,120
24-May-12	-	20,930	20,930	20,690	20,740	20,990	21,000	20,810	20,860	21,070	21,130	20,930	20,970
25-May-12	-	20,820	21,000	20,670	20,810	20,890	21,100	20,770	20,880	21,100	21,300	20,900	21,000
28-May-12	-	20,740	21,030	20,740	21,010	20,910	21,100	20,870	21,090	20,960	21,230	20,960	21,210
29-May-12	-	21,070	21,390	20,930	21,070	21,140	21,480	21,040	21,180	21,260	21,610	21,180	21,310
30-May-12	-	21,030	21,170	20,660	20,850	21,100	21,240	20,820	21,010	21,100	21,240	20,940	21,140
31-May-12	-	20,900	21,150	20,840	20,910	21,070	21,300	20,970	21,060	21,170	21,440	21,100	21,200
Tertinggi High		(07) 22,500				(01) 22,540				(16) 22,140			
Terendah Low		(30) 20,660				(25) 20,770				(25) 20,900			
Rata-Rata Average		21,664				21,692				21,351			

### 3. Harga Harian / Daily Prices

#### Emas / Gold (GOL) Jakarta Futures Exchange (JFX)

Mei / May '12

Tanggal / Date	Mei / May '12				Juni / June '12				Juli / July '12				Agustus / August '12			
	Pembukaan Open (Rp/Kg)	Tertinggi High (Rp/Kg)	Terendah Low (Rp/Kg)	Penutupan Settlement (Rp/Kg)	Pembukaan Open (Rp/Kg)	Tertinggi High (Rp/Kg)	Terendah Low (Rp/Kg)	Penutupan Settlement (Rp/Kg)	Pembukaan Open (Rp/Kg)	Tertinggi High (Rp/Kg)	Terendah Low (Rp/Kg)	Penutupan Settlement (Rp/Kg)	Pembukaan Open (Rp/Kg)	Tertinggi High (Rp/Kg)	Terendah Low (Rp/Kg)	Penutupan Settlement (Rp/Kg)
1-May-12	-	-	-	500.900	-	-	-	505.900	-	-	-	508.300	-	-	-	-
2-May-12	499.900	500.550	499.800	500.550	-	-	-	505.700	-	-	-	507.700	-	-	-	-
3-May-12	498.000	498.300	498.000	498.500	-	-	-	502.500	-	-	-	504.500	-	-	-	-
4-May-12	-	-	-	497.700	-	-	-	500.700	-	-	-	502.700	-	-	-	-
7-May-12	-	-	-	497.700	-	-	-	500.700	-	-	-	502.900	-	-	-	-
8-May-12	-	-	-	497.400	-	-	-	500.400	-	-	-	502.400	-	-	-	-
9-May-12	486.650	487.300	486.550	486.500	-	-	-	489.500	-	-	-	491.500	-	-	-	-
10-May-12	-	-	-	486.500	-	-	-	489.500	-	-	-	491.700	-	-	-	-
11-May-12	-	-	-	483.200	-	-	-	486.200	-	-	-	488.200	-	-	-	-
14-May-12	-	-	-	483.200	-	-	-	486.200	-	-	-	488.200	-	-	-	-
15-May-12	-	-	-	479.800	-	-	-	482.800	-	-	-	484.800	-	-	-	-
16-May-12	-	-	-	479.800	-	-	-	482.800	-	-	-	481.800	-	-	-	-
17-May-12	-	-	-	-	-	-	-	-	-	-	-	-	-	-	-	-
21-May-12	-	-	-	492.700	-	-	-	495.700	-	-	-	498.100	-	-	-	-
22-May-12	-	-	-	490.500	-	-	-	493.500	-	-	-	495.500	-	-	-	-
23-May-12	-	-	-	482.450	-	-	-	486.500	-	-	-	488.500	-	-	-	-
24-May-12	-	-	-	485.700	-	-	-	486.900	-	-	-	489.300	-	-	-	-
25-May-12	-	-	-	486.350	-	-	-	485.200	-	-	-	487.200	-	-	-	-
28-May-12	-	-	-	491.150	-	-	-	493.700	-	-	-	496.100	-	-	-	-
29-May-12	-	-	-	-	-	-	-	490.800	-	-	-	493.800	-	-	-	493.700
30-May-12	-	-	-	-	486.450	487.100	486.350	486.900	-	-	-	492.300	-	-	-	493.700
31-May-12	-	-	-	-	489.350	490.700	489.350	490.700	494.500	494.500	494.500	494.500	-	-	-	493.700
Tertinggi High	(02) 500,550				(31) 490,700				(31) 494,500				-			
Terendah Low	(09) 486,550				(30) 486,350				(31) 494,500				-			
Hata-Hata Average	490,144				492,514				494,762				493,700			

#### Emas / Gold (GOL250) Jakarta Futures Exchange (JFX)

Mei / May '12

Tanggal / Date	Mei / May '12				Juni / June '12				Juli / July '12				Agustus / August '12			
	Pembukaan Open (Rp/Kg)	Tertinggi High (Rp/Kg)	Terendah Low (Rp/Kg)	Penutupan Settlement (Rp/Kg)	Pembukaan Open (Rp/Kg)	Tertinggi High (Rp/Kg)	Terendah Low (Rp/Kg)	Penutupan Settlement (Rp/Kg)	Pembukaan Open (Rp/Kg)	Tertinggi High (Rp/Kg)	Terendah Low (Rp/Kg)	Penutupan Settlement (Rp/Kg)	Pembukaan Open (Rp/Kg)	Tertinggi High (Rp/Kg)	Terendah Low (Rp/Kg)	Penutupan Settlement (Rp/Kg)
1-May-12	-	-	-	499.900	-	-	-	505.800	-	-	-	507.900	-	-	-	-
2-May-12	498.900	499.550	498.800	499.550	-	-	-	505.700	508.000	508.400	508.000	507.700	-	-	-	-
3-May-12	-	-	-	499.500	502.100	502.900	502.100	502.500	504.800	505.150	504.800	504.500	-	-	-	-
4-May-12	-	-	-	497.700	499.900	500.700	499.900	500.700	-	-	-	502.700	-	-	-	-
7-May-12	-	-	-	487.700	-	-	-	500.700	502.050	502.300	502.050	502.500	-	-	-	-
8-May-12	497.100	497.600	497.100	497.400	-	-	-	500.400	503.000	503.150	503.000	502.400	-	-	-	-
9-May-12	485.650	486.300	485.550	486.200	-	-	-	489.500	493.700	493.900	493.650	491.500	-	-	-	-
10-May-12	-	-	-	486.200	-	-	-	489.500	491.600	491.750	491.600	491.700	-	-	-	-
11-May-12	483.500	484.100	483.500	483.200	-	-	-	486.200	487.800	488.000	487.800	487.900	-	-	-	-
14-May-12	482.300	482.900	482.300	482.900	-	-	-	486.200	487.450	487.750	487.450	487.750	-	-	-	-
15-May-12	-	-	-	479.800	-	-	-	482.800	-	-	-	484.800	-	-	-	-
16-May-12	-	-	-	479.800	-	-	-	482.800	481.600	481.850	481.600	481.800	-	-	-	-
17-May-12	-	-	-	-	-	-	-	-	-	-	-	-	-	-	-	-
21-May-12	-	-	-	491.700	496.100	496.600	496.100	496.600	498.400	498.650	498.400	498.550	-	-	-	-
22-May-12	-	-	-	490.500	-	-	-	493.500	-	-	-	495.500	-	-	-	-
23-May-12	-	-	-	482.450	485.200	485.700	485.200	485.700	489.100	489.350	489.100	488.500	-	-	-	-
24-May-12	-	-	-	485.700	486.000	487.300	486.000	487.300	488.950	489.150	488.950	489.100	-	-	-	-
25-May-12	-	-	-	488.350	-	-	-	485.200	-	-	-	487.200	-	-	-	-
28-May-12	-	-	-	491.150	493.300	493.900	493.300	493.900	495.750	496.100	495.750	496.000	-	-	-	-
29-May-12	-	-	-	-	-	-	-	490.800	492.100	492.450	492.100	492.450	-	-	-	493.900
30-May-12	-	-	-	-	485.500	486.300	485.350	485.900	493.700	495.050	493.700	492.300	-	-	-	493.900
31-May-12	-	-	-	-	488.350	489.700	488.350	489.700	-	-	-	495.050	-	-	-	493.900
Tertinggi High	(02) 499,550				(03) 502,900				(02) 508,400				-			
Terendah Low	(14) 482,300				(23) 485,200				(16) 481,600				-			
Hata-Hata Average	489,983				492,448				494,657				493,900			

**Emas / Gold (GOLDGR)**  
Indonesia Commodity & Derivatives Exchange (ICDX)

Mei / May '12

Tanggal / Date	Bulan Penyerahan / Delivery Month	Mei / May '12				Juni / June '12				Juli / July '12				Agustus / August '12			
		Pembukaan Open (Rp/Kg)	Tertinggi High (Rp/Kg)	Terendah Low (Rp/Kg)	Penutupan Settlement (Rp/Kg)	Pembukaan Open (Rp/Kg)	Tertinggi High (Rp/Kg)	Terendah Low (Rp/Kg)	Penutupan Settlement (Rp/Kg)	Pembukaan Open (Rp/Kg)	Tertinggi High (Rp/Kg)	Terendah Low (Rp/Kg)	Penutupan Settlement (Rp/Kg)	Pembukaan Open (Rp/Kg)	Tertinggi High (Rp/Kg)	Terendah Low (Rp/Kg)	Penutupan Settlement (Rp/Kg)
1-May-12	-	-	-	-	495,500	-	-	-	497,100	-	-	-	498,900	-	-	-	500,700
2-May-12	-	-	-	-	493,200	-	-	-	494,800	-	-	-	496,500	-	-	-	498,300
3-May-12	-	-	-	-	488,800	-	-	-	490,400	-	-	-	492,200	-	-	-	494,000
4-May-12	-	-	-	-	491,300	-	-	-	492,900	490,100	490,400	490,100	494,600	-	-	-	496,400
7-May-12	-	-	-	-	490,700	-	-	-	492,300	-	-	-	494,100	-	-	-	495,900
8-May-12	-	-	-	-	480,800	-	-	-	482,300	473,300	473,300	473,300	484,000	-	-	-	485,800
9-May-12	-	-	-	-	476,700	-	-	-	478,300	-	-	-	479,900	-	-	-	481,700
10-May-12	-	-	-	-	479,000	-	-	-	480,600	-	-	-	482,300	-	-	-	484,000
11-May-12	-	-	-	-	474,800	-	-	-	476,400	-	-	-	478,000	-	-	-	479,800
14-May-12	-	-	-	-	468,500	476,400	476,800	476,400	470,000	-	-	-	471,700	-	-	-	473,400
15-May-12	-	-	-	-	464,700	-	-	-	466,200	-	-	-	467,900	-	-	-	469,600
16-May-12	-	-	-	-	467,200	465,800	465,800	465,600	468,800	-	-	-	470,400	-	-	-	472,200
17-May-12	-	-	-	-	477,800	-	-	-	479,400	-	-	-	481,100	-	-	-	482,900
18-May-12	-	-	-	-	484,000	-	-	-	485,600	-	-	-	487,300	-	-	-	489,100
21-May-12	-	-	-	-	485,400	-	-	-	487,000	488,100	488,500	488,100	488,800	-	-	-	490,600
22-May-12	-	-	-	-	476,700	-	-	-	478,300	489,200	489,500	489,200	480,000	-	-	-	481,800
23-May-12	-	-	-	-	474,500	-	-	-	476,100	480,300	480,700	480,300	477,900	-	-	-	479,700
24-May-12	-	-	-	-	475,400	-	-	-	477,100	-	-	-	478,800	-	-	-	480,600
25-May-12	-	-	-	-	483,500	-	-	-	485,100	-	-	-	486,900	-	-	-	488,700
28-May-12	-	-	-	-	481,100	486,100	487,400	486,100	482,800	-	-	-	484,500	-	-	-	486,400
29-May-12	-	-	-	-	482,500	483,300	483,300	483,300	484,100	-	-	-	485,900	-	-	-	487,800
30-May-12	-	-	-	-	486,500	483,300	484,800	483,300	488,200	-	-	-	490,000	-	-	-	491,900
31-May-12	-	-	-	-	488,300	487,500	487,800	487,500	490,000	-	-	-	491,800	-	-	-	493,700
Tertinggi High	-	-	-	-	-	(31)	487,800	-	-	(04)	490,400	-	-	-	-	-	-
Terendah Low	-	-	-	-	-	(16)	465,600	-	-	(16)	473,300	-	-	-	-	-	-
Rata-Rata Average	-	-	-	-	481,170	-	-	-	482,774	-	-	-	484,500	-	-	-	486,304

Sambungan / Continued

Mei / May '12

Tanggal / Date	Bulan Penyerahan / Delivery Month	September / September '12				Oktober / October '12				Nopember / November '12				Desember / December '12			
		Pembukaan Open (Rp/Kg)	Tertinggi High (Rp/Kg)	Terendah Low (Rp/Kg)	Penutupan Settlement (Rp/Kg)	Pembukaan Open (Rp/Kg)	Tertinggi High (Rp/Kg)	Terendah Low (Rp/Kg)	Penutupan Settlement (Rp/Kg)	Pembukaan Open (Rp/Kg)	Tertinggi High (Rp/Kg)	Terendah Low (Rp/Kg)	Penutupan Settlement (Rp/Kg)	Pembukaan Open (Rp/gram)	Tertinggi High (Rp/gram)	Terendah Low (Rp/gram)	Penutupan Settlement (Rp/gram)
1-May-12	-	-	-	-	502,600	-	-	-	504,500	-	-	-	506,500	-	-	-	508,500
2-May-12	-	-	-	-	500,200	-	-	-	502,200	-	-	-	504,200	-	-	-	506,200
3-May-12	-	-	-	-	495,800	-	-	-	497,700	-	-	-	499,800	-	-	-	501,700
4-May-12	-	-	-	-	498,300	-	-	-	500,200	-	-	-	502,300	-	-	-	504,200
7-May-12	-	-	-	-	497,700	-	-	-	499,700	-	-	-	501,700	-	-	-	503,700
8-May-12	-	-	-	-	487,600	-	-	-	489,500	-	-	-	491,500	-	-	-	493,500
9-May-12	-	-	-	-	483,500	-	-	-	485,400	-	-	-	487,400	-	-	-	489,300
10-May-12	-	-	-	-	485,900	-	-	-	487,800	-	-	-	489,800	-	-	-	491,700
11-May-12	-	-	-	-	481,600	-	-	-	483,600	-	-	-	485,600	-	-	-	487,500
14-May-12	-	-	-	-	475,300	-	-	-	477,100	-	-	-	479,100	-	-	-	481,000
15-May-12	-	-	-	-	471,400	-	-	-	473,300	-	-	-	475,200	-	-	-	477,200
16-May-12	-	-	-	-	474,000	-	-	-	475,900	-	-	-	477,900	-	-	-	479,800
17-May-12	-	-	-	-	484,800	-	-	-	486,700	-	-	-	488,700	-	-	-	490,700
18-May-12	-	-	-	-	491,000	-	-	-	493,000	-	-	-	495,000	-	-	-	497,000
21-May-12	-	-	-	-	492,500	-	-	-	494,500	-	-	-	496,500	-	-	-	498,500
22-May-12	-	-	-	-	483,700	-	-	-	485,600	-	-	-	487,600	-	-	-	489,600
23-May-12	-	-	-	-	481,600	-	-	-	483,500	-	-	-	485,500	-	-	-	487,500
24-May-12	-	-	-	-	482,500	-	-	-	484,500	-	-	-	486,500	-	-	-	488,500
25-May-12	-	-	-	-	490,700	-	-	-	492,700	-	-	-	494,700	-	-	-	496,700
28-May-12	-	-	-	-	488,300	-	-	-	490,300	-	-	-	492,400	-	-	-	494,400
29-May-12	-	-	-	-	489,700	-	-	-	491,700	-	-	-	493,800	-	-	-	495,800
30-May-12	-	-	-	-	493,800	-	-	-	495,800	-	-	-	498,000	-	-	-	500,000
31-May-12	-	-	-	-	495,700	-	-	-	497,800	-	-	-	499,900	-	-	-	502,000
Tertinggi High	-	-	-	-	-	-	-	-	-	-	-	-	-	-	-	-	-
Terendah Low	-	-	-	-	-	-	-	-	-	-	-	-	-	-	-	-	-
Rata-Rata Average	-	-	-	-	488,183	-	-	-	490,130	-	-	-	492,157	-	-	-	494,139

Sambungan / Continued

Mei / May '12

Tanggal / Date	Bulan Penutupan / Delivery Months	Januari / January'13				Pebruary / February'13				Maret / March'13				April / April '13			
		Pembukaan Open (Rp/gram)	Tertinggi High (Rp/gram)	Terendah Low (Rp/gram)	Penutupan Settlement (Rp/gram)	Pembukaan Open (Rp/gram)	Tertinggi High (Rp/gram)	Terendah Low (Rp/gram)	Penutupan Settlement (Rp/gram)	Pembukaan Open (Rp/gram)	Tertinggi High (Rp/gram)	Terendah Low (Rp/gram)	Penutupan Settlement (Rp/gram)	Pembukaan Open (Rp/gram)	Tertinggi High (Rp/gram)	Terendah Low (Rp/gram)	Penutupan Settlement (Rp/gram)
1-May-12	-	-	-	-	510,600	-	-	-	512,700	-	-	-	514,800	-	-	-	517,000
2-May-12	-	-	-	-	508,200	-	-	-	510,300	-	-	-	512,400	-	-	-	514,600
3-May-12	-	-	-	-	503,800	-	-	-	505,800	-	-	-	508,000	-	-	-	510,100
4-May-12	-	-	-	-	506,300	-	-	-	508,400	-	-	-	510,500	-	-	-	512,700
7-May-12	-	-	-	-	505,700	-	-	-	507,800	-	-	-	509,900	-	-	-	512,100
8-May-12	-	-	-	-	495,500	-	-	-	497,500	-	-	-	499,600	-	-	-	501,800
9-May-12	-	-	-	-	491,300	-	-	-	493,300	-	-	-	495,400	-	-	-	497,500
10-May-12	-	-	-	-	493,700	-	-	-	495,800	-	-	-	497,900	-	-	-	500,000
11-May-12	-	-	-	-	489,500	-	-	-	491,600	-	-	-	493,600	-	-	-	495,800
14-May-12	-	-	-	-	483,000	-	-	-	485,000	-	-	-	487,100	-	-	-	489,200
15-May-12	-	-	-	-	479,100	-	-	-	481,100	-	-	-	483,200	-	-	-	485,300
16-May-12	-	-	-	-	481,800	-	-	-	483,800	-	-	-	485,800	-	-	-	487,900
17-May-12	-	-	-	-	492,700	-	-	-	494,800	-	-	-	496,900	-	-	-	499,000
18-May-12	-	-	-	-	499,000	-	-	-	501,100	-	-	-	503,300	-	-	-	505,500
21-May-12	-	-	-	-	500,600	-	-	-	502,700	-	-	-	504,900	-	-	-	507,100
22-May-12	-	-	-	-	491,700	-	-	-	493,700	-	-	-	495,800	-	-	-	498,000
23-May-12	-	-	-	-	489,600	-	-	-	491,600	-	-	-	493,800	-	-	-	495,900
24-May-12	-	-	-	-	490,600	-	-	-	492,600	-	-	-	494,800	-	-	-	496,900
25-May-12	-	-	-	-	498,800	-	-	-	501,000	-	-	-	503,100	-	-	-	505,300
28-May-12	-	-	-	-	496,500	-	-	-	498,600	-	-	-	500,800	-	-	-	503,000
29-May-12	-	-	-	-	497,900	-	-	-	500,100	-	-	-	502,200	-	-	-	504,500
30-May-12	-	-	-	-	502,100	-	-	-	504,300	-	-	-	506,500	-	-	-	508,700
31-May-12	-	-	-	-	504,100	-	-	-	506,300	-	-	-	508,500	-	-	-	510,700
Tertinggi High			-				-				-				-		
Terendah Low			-				-				-				-		
Rata-Rata Average			496,178				498,257				500,383				502,548		

**Gulir Emas / Rolling Gold (KGE)**  
 Jakarta Futures Exchange (JFX)

Tanggal	Bulan / Month	Mei / May '12			
		Pembukaan Open (Rp/gram)	Tertinggi High (Rp/gram)	Terendah Low (Rp/gram)	Penutupan Settlement (Rp/gram)
1-May-12	-	-	-	-	490,805
2-May-12	-	-	-	-	488,814
3-May-12	-	-	-	-	486,289
4-May-12	-	-	-	-	481,784
7-May-12	482,800	482,800	482,800	485,180	
8-May-12	-	-	-	-	481,249
9-May-12	-	-	-	-	470,551
10-May-12	-	-	-	-	468,949
11-May-12	-	-	-	-	467,761
14-May-12	-	-	-	-	463,990
15-May-12	-	-	-	-	463,148
16-May-12	-	-	-	-	456,683
17-May-12	-	-	-	-	-
21-May-12	-	-	-	-	473,301
22-May-12	-	-	-	-	467,679
23-May-12	-	-	-	-	463,347
24-May-12	-	-	-	-	467,255
25-May-12	-	-	-	-	466,868
28-May-12	-	-	-	-	473,809
29-May-12	476,800	477,600	476,800	475,539	
30-May-12	-	-	-	-	470,601
31-May-12	473,100	473,900	473,100	473,717	
Tertinggi High		(07)	482,800		
Terendah Low		(31)	473,100		
Rata-Rata Average			473,206		

**Gulir Emas / Rolling Gold (KGEUSD)**  
 Jakarta Futures Exchange (JFX)

Tanggal	Bulan / Month	Mei / May '12			
		Pembukaan Open (USD/T.Ounce)	Tertinggi High (USD/T.Ounce)	Terendah Low (USD/T.Ounce)	Penutupan Settlement (USD/T.Ounce)
1-May-12	-	1,666.05	1,669.15	1,657.75	1,662.40
2-May-12	-	1,656.35	1,656.35	1,655.55	1,653.50
3-May-12	-	1,645.25	1,645.25	1,636.90	1,636.05
4-May-12	-	1,632.10	1,632.10	1,629.65	1,642.40
7-May-12	1,638.70	1,641.70	1,638.70	1,638.55	
8-May-12	1,632.15	1,632.40	1,610.00	1,605.50	
9-May-12	1,599.75	1,599.75	1,583.35	1,589.90	
10-May-12	1,595.65	1,595.65	1,588.55	1,593.70	
11-May-12	1,582.10	1,589.85	1,577.70	1,579.55	
14-May-12	1,582.80	1,582.80	1,558.00	1,556.50	
15-May-12	1,550.00	1,555.20	1,550.00	1,543.80	
16-May-12	-	-	-	1,539.65	
17-May-12	1,573.50	1,573.75	1,573.30	1,574.25	
21-May-12	-	-	-	1,593.00	
22-May-12	-	-	-	1,568.30	
23-May-12	-	-	-	1,561.30	
24-May-12	1,556.30	1,556.60	1,556.10	1,559.30	
25-May-12	1,572.40	1,572.60	1,572.30	1,572.70	
28-May-12	-	-	-	1,573.30	
29-May-12	1,553.00	1,553.10	1,552.00	1,555.10	
30-May-12	-	-	-	1,563.00	
31-May-12	-	-	-	1,560.40	
Tertinggi High		(01)	1,669.15		
Terendah Low		(15)	1,550.00		
Rata-Rata Average			1,587.37		

**Gulir Indeks Emas / Rolling Gold Index (KIE)**  
 Jakarta Futures Exchange (JFX)

Tanggal / Date	Bulan / Month	Mei / May '12			
		Pembukaan Open (Point)	Tertinggi High (Point)	Terendah Low (Point)	Penutupan Settlement (Point)
1-May-12	-	-	-	-	9,192
2-May-12	-	9,100	9,175	9,100	9,196
3-May-12	-	-	-	-	9,193
4-May-12	-	-	-	-	9,190
7-May-12	9,200	9,200	9,195	9,195	
8-May-12	9,200	9,240	9,160	9,195	
9-May-12	9,160	9,160	9,160	9,230	
10-May-12	9,220	9,240	9,220	9,180	
11-May-12	-	-	-	9,195	
14-May-12	-	-	-	9,235	
15-May-12	-	-	-	9,240	
16-May-12	9,260	9,280	9,260	9,244	
17-May-12	-	-	-	-	-
21-May-12	-	-	-	-	9,250
22-May-12	9,200	9,240	9,200	9,228	
23-May-12	-	-	-	-	9,260
24-May-12	-	-	-	-	9,270
25-May-12	9,248	9,248	9,248	9,288	
28-May-12	9,245	9,280	9,200	9,330	
29-May-12	9,270	9,300	9,200	9,395	
30-May-12	9,375	9,375	9,372	9,450	
31-May-12	-	-	-	9,400	
Tertinggi High		(30)	9,375		
Terendah Low		(02)	9,100		
Rata-Rata Average			9,255		



**Tunda Serah Emas (GOLDID)**  
Indonesia Commodity & Derivatives Exchange (ICDX)

Tanggal / Date	Bulan Penyerahan / Delivery Month	Mei / May '12			
		Pembukaan Open (USD/T Ounce)	Tertinggi High (USD/T Ounce)	Terendah Low (USD/T Ounce)	Penutupan Settlement (USD/T Ounce)
1-May-12		1.663.00	1.668.60	1.660.50	1.661.40
2-May-12		1.659.60	1.659.60	1.653.10	1.653.40
3-May-12		1.651.30	1.651.30	1.633.00	1.638.30
4-May-12		1.635.70	1.645.20	1.634.10	1.641.70
7-May-12		1.641.20	1.642.50	1.635.00	1.639.00
8-May-12		1.638.00	1.638.00	1.600.00	1.605.20
9-May-12		1.588.00	1.593.00	1.584.20	1.590.10
10-May-12		1.594.40	1.596.40	1.585.90	1.595.20
11-May-12		1.593.50	1.593.50	1.586.00	1.580.00
14-May-12		1.582.30	1.582.30	1.553.00	1.557.60
15-May-12		1.555.00	1.561.50	1.550.20	1.543.00
16-May-12		1.538.60	1.547.50	1.533.80	1.538.00
17-May-12		1.553.80	1.573.40	1.553.80	1.573.00
18-May-12		1.574.00	1.594.00	1.574.00	1.593.20
21-May-12		1.597.00	1.597.00	1.588.80	1.594.60
22-May-12		1.590.00	1.591.00	1.567.00	1.568.10
23-May-12		1.558.00	1.563.50	1.540.00	1.561.80
24-May-12		1.561.60	1.576.50	1.556.10	1.560.20
25-May-12		1.555.80	1.565.00	1.555.00	1.571.90
28-May-12		1.575.50	1.580.60	1.575.00	1.574.10
29-May-12		1.579.50	1.579.50	1.550.40	1.556.80
30-May-12		1.554.00	1.568.00	1.538.00	1.563.60
31-May-12		1.563.60	1.572.90	1.572.90	1.562.20
Tertinggi High		(01) 1.668.60			
Terendah Low		(16) 1.533.80			
Rata-Rata Average		1,587.84			

**Tunda Serah Emas (GOLDUD)**  
Indonesia Commodity & Derivatives Exchange (ICDX)

Tanggal / Date	Bulan Penyerahan / Delivery Month	Mei / May '12			
		Pembukaan Open (USD/T Ounce)	Tertinggi High (USD/T Ounce)	Terendah Low (USD/T Ounce)	Penutupan Settlement (USD/T Ounce)
1-May-12		1.666.00	1.671.10	1.659.30	1.661.40
2-May-12		1.659.30	1.659.60	1.647.40	1.653.40
3-May-12		1.649.80	1.649.80	1.631.60	1.638.30
4-May-12		1.636.70	1.647.40	1.628.40	1.641.70
7-May-12		1.640.40	1.642.00	1.615.00	1.639.00
8-May-12		1.638.00	1.638.00	1.596.80	1.605.20
9-May-12		1.597.70	1.597.70	1.581.80	1.590.10
10-May-12		1.593.00	1.600.20	1.586.50	1.595.20
11-May-12		1.588.10	1.589.10	1.575.30	1.580.00
14-May-12		1.578.00	1.578.00	1.556.50	1.557.60
15-May-12		1.557.70	1.563.00	1.546.90	1.543.00
16-May-12		1.541.70	1.553.00	1.530.70	1.538.00
17-May-12		1.545.60	1.579.00	1.544.50	1.573.00
18-May-12		1.575.00	1.597.80	1.568.60	1.593.20
21-May-12		1.593.00	1.599.10	1.587.70	1.594.60
22-May-12		1.593.80	1.593.80	1.564.60	1.568.10
23-May-12		1.564.70	1.564.70	1.535.90	1.561.80
24-May-12		1.560.40	1.576.90	1.552.70	1.560.20
25-May-12		1.556.70	1.571.90	1.552.80	1.571.90
28-May-12		1.574.60	1.583.60	1.573.00	1.574.10
29-May-12		1.572.20	1.581.90	1.550.30	1.556.80
30-May-12		1.553.00	1.567.00	1.535.00	1.563.60
31-May-12		1.560.70	1.569.00	1.557.20	1.562.20
Tertinggi High		(01) 1.671.10			
Terendah Low		(16) 1.530.70			
Rata-Rata Average		1,587.84			

#### 4. Jumlah dan Volume Transaksi, dan Open Interest Frequency and Volume, and Open Interest

##### Olein (OLE)

Jakarta Futures Exchange (JFX)

Tanggal ( Date )	Bulan ( Month )	Mei / May '12		
		Transaksi (kali) Frequency (times)	Volume (lot) Volume (lots)	Open Interest (lots)
1		-	-	-
2		46	244	25
3		26	44	15
4		20	20	15
7		54	54	15
8		20	20	15
9		48	278	15
10		-	-	-
11		2	30	-
14		-	-	-
15		5	10	-
16		6	16	-
17		-	-	-
18		-	-	-
21		-	-	-
22		24	35	-
23		44	49	-
24		45	54	-
25		40	40	-
28		-	-	-
29		40	40	-
30		32	424	-
31		140	420	-
Tertinggi High		(31) 140	(30) 424	(02) 25
Terendah Low		(11) 2	(15) 10	(09) 15
Rata-Rata Average		37	111	17

##### Olein (OLE10)

Jakarta Futures Exchange (JFX)

Tanggal ( Date)	Bulan (Month)	Mei / May '12		
		Transaksi (kali) Frequency (times)	Volume (lot) Volume (lots)	Open Interest (lots)
1		-	-	-
2		42	42	2
3		80	80	2
4		1	2	-
7		14	14	-
8		92	92	-
9		30	30	-
10		26	26	-
11		-	-	-
14		110	110	-
15		84	84	-
16		-	-	-
17		-	-	-
18		-	-	-
21		-	-	-
22		30	30	-
23		22	22	-
24		37	38	-
25		31	32	-
28		3	4	-
29		4	4	-
30		22	100	-
31		90	186	-
Tertinggi High		(14) 110	(31) 186	(03) 2
Terendah Low		(04) 1	(04) 2	(03) 2
Rata-Rata Average		42	53	2

##### RBD PALM OLEIN (OLEINTR)

Indonesia Commodity & Derivatives Exchange (ICDX)

Tanggal ( Date)	Bulan (Month)	Mei / May '12		
	Transaksi (kali) Frequency (times)	Volume (lot) Volume (lots)	Open Interest (lots)	
1	1	1	3	
2	7	7	3	
3	1	1	3	
4	1	1	3	
7	-	-	-	
8	1	1	3	
9	1	1	3	
10	-	-	-	
11	12	12	3	
14	5	6	3	
15	5	10	-	
16	5	5	-	
17	-	-	-	
18	2	2	-	
21	4	4	-	
22	1	1	-	
23	11	12	-	
24	-	-	-	
25	3	3	-	
28	2	2	-	
29	5	5	-	
30	2	2	-	
31	4	4	-	
Tertinggi High	(11) 12	(23) 12	(14) 3	
Terendah Low	(22) 1	(22) 1	(14) 3	
Rata-Rata Average	4	4	3	

**Crude Palm Oil (CPOTR)**

Indonesia Commodity &amp; Derivatives Exchange (ICDX)

Bulan (Month) Tanggal (Date)	Mei / May '12		
	Transaksi (kali) Frequency (times)	Volume (lot) Volume (lots)	Open Interest (lots)
1	518	1490	10
2	961	3163	10
3	1047	3493	10
4	915	3128	7
7	563	1543	15
8	1166	3701	6
9	1251	3959	9
10	1296	3611	6
11	1359	3113	-
14	1263	3119	-
15	1267	3249	-
16	1210	3003	-
17	-	-	-
18	1256	3031	-
21	1519	3381	-
22	1480	3640	-
23	1486	3363	-
24	1485	3558	-
25	1570	3113	-
28	1333	3239	-
29	1489	3545	-
30	1463	3722	-
31	1378	3438	-
Tertinggi High	(25) 1570	(09) 3959	(07) 15
Terendah Low	(01) 518	(01) 1490	(10) 6
Rata-Rata Average	1240	3209	9

**Kakao / Cocoa (CC5)**

Jakarta Futures Exchange (JFX)

Bulan (Month) Tanggal (Date)	Mei / May '12		
	Transaksi (kali) Frequency (times)	Volume (lot) Volume (lots)	Open Interest (lots)
1	131	145	-
2	147	202	-
3	148	197	-
4	137	137	-
7	139	153	-
8	134	146	3
9	139	144	3
10	140	142	3
11	122	128	3
14	155	159	-
15	166	175	-
16	158	180	-
17	-	-	-
18	-	-	-
21	186	186	-
22	189	203	-
23	203	221	-
24	159	184	-
25	172	175	-
28	173	197	-
29	172	207	-
30	182	197	-
31	186	187	-
Tertinggi High	(23) 203	(23) 221	(11) 3
Terendah Low	(11) 122	(11) 128	(11) 3
Rata-Rata Average	159	175	3

**Emas / Gold (GOL)**  
Jakarta Futures Exchange (JFX)

Tanggal (Date)	Bulan (Month)	Mei / May '12		
		Transaksi (kali) Frequency (times)	Volume (lot) Volume (lots)	Open Interest (lots)
1		-	-	-
2		20	200	10
3		2	20	-
4		-	-	-
7		-	-	-
8		-	-	-
9		20	250	-
10		-	-	-
11		-	-	-
14		-	-	-
15		-	-	-
16		-	-	-
17		-	-	-
21		-	-	-
22		-	-	-
23		-	-	-
24		-	-	-
25		-	-	-
28		-	-	-
29		-	-	-
30		26	364	-
31		30	310	-
Tertinggi High		(31) 30	(30) 364	(02) 10
Terendah Low		(03) 2	(03) 20	(02) 10
Rata-Rata Average		20	229	10

**Emas / Gold (GOL250)**  
Jakarta Futures Exchange (JFX)

Tanggal (Date)	Bulan (Month)	Mei / May '12		
		Transaksi (kali) Frequency (times)	Volume (lot) Volume (lots)	Open Interest (lots)
1		-	-	-
2		26	206	-
3		108	108	-
4		100	100	-
7		8	8	-
8		6	24	-
9		26	256	-
10		4	8	-
11		8	32	-
14		8	26	-
15		-	-	-
16		6	12	-
17		-	-	-
21		6	28	-
22		-	-	-
23		6	24	-
24		12	44	-
25		-	-	-
28		14	36	-
29		20	32	-
30		226	554	-
31		233	524	-
Tertinggi High		(31) 233	(30) 554	-
Terendah Low		(10) 4	(10) 8	-
Rata-Rata Average		48	119	-

**Emas / Gold (GOLDGR)**  
Indonesia Commodity & Derivatives Exchange (ICDX)

Tanggal (Date)	Bulan (Month)	Mei / May '12		
		Transaksi (kali) Frequency (times)	Volume (lot) Volume (lots)	Open Interest (lots)
1		-	-	-
2		-	-	-
3		-	-	-
4		4	40	-
7		-	-	-
8		4	40	-
9		-	-	-
10		-	-	-
11		2	20	-
14		4	40	-
15		-	-	-
16		2	20	-
17		-	-	-
21		4	40	-
22		4	40	-
23		4	40	-
24		-	-	-
25		-	-	-
28		20	108	-
29		4	20	-
30		8	48	-
31		2	10	-
Tertinggi High		(28) 20	(28) 108	-
Terendah Low		(31) 2	(31) 10	-
Rata-Rata Average		5	39	-

**Gulir Emas / Rolling Gold (KGE)**  
Jakarta Futures Exchange (JFX)

Tanggal (Date)	Bulan (Month)	Mei / May '12		
		Transaksi (kali) Frequency (times)	Volume (lot) Volume (lots)	Open Interest (lots)
1		-	-	-
2		-	-	-
3		-	-	-
4		-	-	-
7		2	2	-
8		-	-	-
9		-	-	-
10		-	-	-
11		-	-	-
14		-	-	-
15		-	-	-
16		-	-	-
17		-	-	-
21		-	-	-
22		-	-	-
23		-	-	-
24		-	-	-
25		-	-	-
28		-	-	-
29		18	1800	-
30		-	-	-
31		18	138	-
Tertinggi High		(31) 18	(29) 1800	-
Terendah Low		(07) 2	(07) 2	-
Rata-Rata Average		2	647	-

**Gulir Emas / Rolling Gold (KGEUSD)**  
Jakarta Futures Exchange (JFX)

Tanggal (Date)	Bulan (Month)	Mei / May '12		
		Transaksi (kali) Frequency (times)	Volume (lot) Volume (lots)	Open Interest (lots)
1		47	47	44
2		5	5	49
3		10	67	56
4		6	96	56
7		4	23	53
8		28	102	5
9		10	162	7
10		48	212	47
11		20	123	48
14		42	98	48
15		4	60	48
16		-	-	-
17		22	440	48
21		-	-	-
22		-	-	-
23		-	-	-
24		6	120	48
25		8	140	48
28		-	-	-
29		6	90	48
30		-	-	-
31		-	-	-
Tertinggi High		(10) 48	(17) 440	(04) 56
Terendah Low		(07) 4	(07) 5	(08) 5
Rata-Rata Average		12	119	44

**Gulir Indeks Emas/Rolling Gold Index (KIE)**  
Jakarta Futures Exchange (JFX)

Tanggal (Date)	Bulan (Month)	Mei / May '12		
		Transaksi (kali) Frequency (times)	Volume (lot) Volume (lots)	Open Interest (lots)
1		-	-	-
2		3	3	14
3		-	-	-
4		-	-	-
7		2	20	14
8		3	3	14
9		1	1	14
10		4	30	14
11		-	-	-
14		-	-	-
15		-	-	-
16		2	20	14
17		-	-	-
21		-	-	-
22		2	20	14
23		-	-	-
24		-	-	-
25		12	200	14
28		66	1221	14
29		34	640	14
30		17	230	14
31		-	-	-
Tertinggi High		(28) 66	(28) 1221	(26) 14
Terendah Low		(09) 1	(09) 1	(27) 14
Rata-Rata Average		13	217	14

### Tunda Serah Emas (GOLDID)

Indonesia Commodity & Derivatives Exchange (ICDX)

Tanggal (Date)	Bulan (Month)	Mei / May '12		
		Transaksi (kali) <i>Frequency (times)</i>	Volume (lot) <i>Volume (lots)</i>	Open Interest (lots)
1		7	7	-
2		6	6	-
3		17	26	-
4		6	6	-
7		11	11	-
8		14	24	-
9		6	7	-
10		10	10	-
11		6	7	-
14		13	15	-
15		15	38	-
16		18	47	-
17		4	63	-
18		7	40	-
21		5	9	-
22		14	25	-
23		20	23	-
24		12	40	-
25		4	5	-
28		9	37	-
29		8	23	-
30		14	21	-
31		17	19	-
Tertinggi <i>High</i>		(23) 20	(17) 63	-
Terendah <i>Low</i>		(25) 4	(25) 5	-
Rata-Rata <i>Average</i>		11	22	-

### Tunda Serah Emas (GOLDUD)

Indonesia Commodity & Derivatives Exchange (ICDX)

Tanggal (Date)	Bulan (Month)	Mei / May '12		
		Transaksi (kali) <i>Frequency (times)</i>	Volume (lot) <i>Volume (lots)</i>	Open Interest (lots)
1		382	1261	-
2		223	879	-
3		190	1262	-
4		118	465	-
7		17	67	-
8		98	357	-
9		97	473	-
10		131	712	-
11		68	115	-
14		80	321	-
15		28	77	-
16		173	893	-
17		170	1151	-
18		261	1135	-
21		173	867	-
22		117	544	-
23		185	583	-
24		150	518	-
25		206	1483	-
28		23	78	-
29		81	245	-
30		143	392	-
31		141	455	-
Tertinggi <i>High</i>		(01) 382	(25) 1483	-
Terendah <i>Low</i>		(07) 17	(07) 67	-
Rata-Rata <i>Average</i>		142	623	-

**5. Jumlah dan Volume Transaksi, *Open Interest* dan Hari Perdagangan Selama Lima Tahun**  
***Frequency and Volume, Open Interest and Trading Days for Five Years***

Olein (OLE) Jakarta Futures Exchange (JFX)		Transaksi (Kali)/Frequency (Times)					Volume (lot) /Volume (Lots)					Open Interest pada akhir bulan (lot) / Open Interest at the End of This Month (Lots)					Hari Perdagangan / Trading Days (Days)				
No.	Bulan / Month	2008	2009	2010	2011	2012	2008	2009	2010	2011	2012	2008	2009	2010	2011	2012	2008	2009	2010	2011	2012
1	Januari/January	-	6	-	162	479	-	10	-	414	1,384	-	-	-	-	-	19	19	20	21	22
2	Pebruari/February	-	2	-	228	369	-	4	-	532	1,037	-	-	-	-	-	20	20	19	18	21
3	Maret/March	-	2	-	581	445	-	4	-	927	1,411	-	-	-	-	-	20	20	22	23	22
4	April/April	-	2	-	375	729	-	4	-	767	1,981	-	-	-	-	-	21	21	21	20	21
5	Mei/May	15	2	-	572	592	15	4	-	899	1,778	-	-	-	-	-	20	20	21	22	23
6	Juni/June	16	2	-	493		16	4	-	837		-	-	-	-	-	22	22	22	22	
7	Juli/July	4	-	-	581		4	-	-	1,226		-	-	-	-	-	22	22	22	21	
8	Agustus/August	42	66	83	410		64	98	156	766		-	-	-	-	-	20	20	22	21	
9	September/September	46	-	191	483		106	-	437	1,234		-	-	-	-	-	18	18	19	22	
10	Oktober /October	74	-	135	414		184	-	389	1,198		-	-	-	-	-	22	22	21	21	
11	Nopember/November	29	-	134	482		69	-	440	1,828		-	-	-	-	-	20	20	21	22	
12	Desember/December	14	-	112	376		14	-	278	1,494		-	-	-	-	-	21	21	21	20	

**Olein (OLE10)**  
Jakarta Futures Exchange (JFX)

No.	Bulan / Month	Transaksi (Kali)/Frequency (Times)					Volume (lot) /Volume (Lots)					Open Interest pada akhir bulan (lot) / Open Interest at the End of This Month (Lots)					Hari Perdagangan / Trading Days (Days)				
		2008	2009	2010	2011	2012	2008	2009	2010	2011	2012	2008	2009	2010	2011	2012	2008	2009	2010	2011	2012
1	Januari/January	-	-	-	-	268	-	-	-	-	268	-	-	-	-	-	-	-	-	21	22
2	Pebruari/February	-	-	-	-	382	-	-	-	-	462	-	-	-	-	-	-	-	-	18	21
3	Maret/March	-	-	-	-	985	-	-	-	-	1,354	-	-	-	-	-	-	-	-	23	22
4	April/April	-	-	-	-	798	-	-	-	-	978	-	-	-	-	-	-	-	-	20	21
5	Mei/May	-	-	-	-	718	-	-	-	-	896	-	-	-	-	-	-	-	-	22	23
6	Juni/June	-	-	-	-	-	-	-	-	-	-	-	-	-	-	-	-	-	-	22	-
7	Juli/July	-	-	-	-	-	-	-	-	-	-	-	-	-	-	-	-	-	-	21	-
8	Agustus/August	-	-	-	-	-	-	-	-	-	-	-	-	-	-	-	-	-	-	21	-
9	September/September	-	-	-	-	-	-	-	-	-	-	-	-	-	-	-	-	-	-	22	-
10	Oktober /October	-	-	-	-	-	-	-	-	-	-	-	-	-	-	-	-	-	-	21	-
11	Nopember/November	-	-	-	-	-	-	-	-	-	-	-	-	-	-	-	-	-	-	22	-
12	Desember/December	-	-	-	264	-	-	-	-	380	-	-	-	-	-	-	-	-	-	20	-



**RBD PALM OLEIN (OLEINTR)**  
Indonesia Commodity & Derivatives Exchange (ICDX)

No.	Bulan / Month	Transaksi (Kali)/Frequency (Times)					Volume (lot) /Volume (Lots)					Open Interest pada akhir bulan (lot) / Open Interest at the End of This Month (Lots)					Hari Perdagangan / Trading Days (Days)				
		2008	2009	2010	2011	2012	2008	2009	2010	2011	2012	2008	2009	2010	2011	2012	2008	2009	2010	2011	2012
1	Januari/January	-	-	-	-	1,147	-	-	-	-	1,429	-	-	-	-	-	-	-	-	-	20
2	Pebruari/February	-	-	-	-	412	-	-	-	-	463	-	-	-	-	-	-	-	-	-	21
3	Maret/March	-	-	-	-	102	-	-	-	-	159	-	-	-	-	-	-	-	-	-	22
4	April/April	-	-	-	-	132	-	-	-	-	141	-	-	-	-	-	-	-	-	-	20
5	Mei/May	-	-	-	-	75	-	-	-	-	80	-	-	-	-	-	-	-	-	-	23
6	Juni/June	-	-	-	-	-	-	-	-	-	-	-	-	-	-	-	-	-	-	-	-
7	Juli/July	-	-	-	-	-	-	-	-	-	-	-	-	-	-	-	-	-	-	-	-
8	Agustus/August	-	-	-	-	-	-	-	-	-	-	-	-	-	-	-	-	-	-	-	-
9	September/September	-	-	-	-	-	-	-	-	-	-	-	-	-	-	-	-	-	-	-	-
10	Oktober /October	-	-	-	-	-	-	-	-	-	-	-	-	-	-	-	-	-	-	-	-
11	Nopember/November	-	-	-	-	-	-	-	-	-	-	-	-	-	-	-	-	-	-	-	-
12	Desember/December	-	-	-	1,340	-	-	-	-	-	-	-	-	-	-	-	-	-	-	22	-

**Crude Palm Oil (CPOTR)**

Indonesia Commodity &amp; Derivatives Exchange (ICDX)

No.	Bulan / Month	Transaksi (Kali)/Frequency (Times)					Volume (lot) /Volume (Lots)					Open Interest pada akhir bulan (lot) / Open Interest at the End of This Month (Lots)					Hari Perdagangan / Trading Days (Days)				
		2008	2009	2010	2011	2012	2008	2009	2010	2011	2012	2008	2009	2010	2011	2012	2008	2009	2010	2011	2012
1	Januari/January	-	-	-	11,233	23,091	-	-	-	42,734	62,550	-	-	-	-	-	-	-	-	21	20
2	Pebruari/February	-	-	-	9,314	24,920	-	-	-	41,249	63,681	-	-	-	-	-	-	-	-	17	21
3	Maret/March	-	-	-	14,623	26,098	-	-	-	53,366	70,885	-	-	-	-	-	-	-	-	23	22
4	April/April	-	-	-	13,521	27,884	-	-	-	46,543	66,325	-	-	-	-	-	-	-	-	20	20
5	Mei/May	-	-	-	11,492	29,663	-	-	-	53,018	70,602	-	-	-	-	-	-	-	-	22	23
6	Juni/June	-	-	-	11,519		-	-	-	55,099		-	-	-	-	-	-	-	-	22	
7	Juli/July	-	-	-	12,458		-	-	-	63,061		-	-	-	-	-	-	-	-	21	
8	Agustus/August	-	-	-	15,293		-	-	-	56,212		-	-	-	-	-	-	-	-	23	
9	September/September	-	-	-	22,371		-	-	-	78,660		-	-	-	-	-	-	-	-	22	
10	Oktober /October	-	-	-	35,429		-	-	-	99,976		-	-	-	-	-	-	-	-	21	
11	Nopember/November	-	-	-	38,422		-	-	-	102,560		-	-	-	-	-	-	-	-	22	
12	Desember/December	-	-	-	31,436		-	-	-	79,287		-	-	-	-	-	-	-	-	22	

**Kakao / Cocoa (CC5)**  
Jakarta Futures Exchange (JFX)

No.	Bulan / Month	Transaksi (Kali)/Frequency (Times)					Volume (lot) /Volume (Lots)					Open Interest pada akhir bulan (lot) / Open Interest at the End of This Month (Lots)					Hari Perdagangan / Trading Days (Days)				
		2008	2009	2010	2011	2012	2008	2009	2010	2011	2012	2008	2009	2010	2011	2012	2008	2009	2010	2011	2012
1	Januari/January	-	-	-	-	2,205	-	-	-	-	3,520	-	-	-	-	-	-	-	-	-	22
2	Pebruari/February	36	109	133	226	81	40	223	133	602	1,001	-	1	-	-	-	20	20	19	18	21
3	Maret/March	-	-	-	-	4,099	-	-	-	-	4,187	-	-	-	-	-	-	-	-	-	22
4	April/April	-	-	-	-	3,003	-	-	-	-	4,785	-	-	-	-	-	-	-	-	-	21
5	Mei/May	-	-	-	-	3,338	-	-	-	-	3,665	-	-	-	-	-	-	-	-	-	23
6	Juni/June	-	-	-	-	-	-	-	-	-	-	-	-	-	-	-	-	-	-	-	-
7	Juli/July	-	-	-	-	-	-	-	-	-	-	-	-	-	-	-	-	-	-	-	-
8	Agustus/August	-	-	-	-	-	-	-	-	-	-	-	-	-	-	-	-	-	-	-	-
9	September/September	-	-	-	-	-	-	-	-	-	-	-	-	-	-	-	-	-	-	-	-
10	Oktober /October	-	-	-	-	-	-	-	-	-	-	-	-	-	-	-	-	-	-	-	-
11	Nopember/November	-	-	-	-	-	-	-	-	-	-	-	-	-	-	-	-	-	-	-	-
12	Desember/December	-	-	-	618	-	-	-	-	1,659	-	-	-	-	-	-	-	-	-	20	-

**Emas / Gold (GOL)**

Jakarta Futures Exchange (JFX)

No.	Bulan / Month	Transaksi (Kali)/Frequency (Times)					Volume (lot) /Volume (Lots)					Open Interest pada akhir bulan (lot) / Open Interest at the End of This Month (Lots)					Hari Perdagangan / Trading Days (Days)				
		2008	2009	2010	2011	2012	2008	2009	2010	2011	2012	2008	2009	2010	2011	2012	2008	2009	2010	2011	2012
1	Januari/January	96	106	173	172	106	96	208	173	336	1,021	-	-	-	-	-	20	19	20	21	22
2	Pebruari/February	36	109	133	226	81	40	223	133	602	1,001	-	1	-	-	-	20	20	19	18	21
3	Maret/March	-	126	148	242	189	-	249	148	557	1,364	-	1	-	-	-	17	20	22	23	22
4	April/April	-	112	140	208	140	-	222	140	580	1,470	-	-	-	-	-	22	21	21	20	21
5	Mei/May	-	127	131	181	98	-	246	135	390	1,144	-	-	-	-	-	20	20	21	22	23
6	Juni/June	-	177	150	188		-	326	155	548		-	-	-	-	-	21	22	22	22	
7	Juli/July	-	50	158	202		-	78	166	800		-	-	-	-	-	22	22	22	21	
8	Agustus/August	-	137	206	128		-	260	266	398		-	-	-	-	-	20	20	22	21	
9	September/September	-	152	289	190		-	303	489	928		-	-	17	-	-	20	18	19	22	
10	Oktober /October	-	198	245	224		-	379	485	1,092		-	-	-	-	-	20	22	21	21	
11	Nopember/November	78	190	205	143		177	345	471	1,997		-	-	-	-	-	20	20	21	22	
12	Desember/December	166	118	181	106		230	250	333	946		-	-	-	15	-	19	21	21	20	

**Emas / Gold (GOL250)**  
Jakarta Futures Exchange (JFX)

No.	Bulan / Month	Transaksi (Kali)/Frequency (Times)					Volume (lot) /Volume (Lots)					Open Interest pada akhir bulan (lot) / Open Interest at the End of This Month (Lots)					Hari Perdagangan / Trading Days (Days)				
		2008	2009	2010	2011	2012	2008	2009	2010	2011	2012	2008	2009	2010	2011	2012	2008	2009	2010	2011	2012
1	Januari/January	-	-	-	599	449	-	-	-	1,427	2,007	-	-	-	-	-	-	-	-	21	22
2	Pebruari/February	-	-	-	470	395	-	-	-	1,369	2,047	-	-	-	-	-	-	-	-	18	21
3	Maret/March	-	-	-	386	534	-	-	-	977	2,043	-	-	-	-	-	-	-	-	23	22
4	April/April	-	-	-	356	639	-	-	-	982	2,143	-	-	-	-	-	-	-	-	20	21
5	Mei/May	-	-	-	293	817	-	-	-	1,103	1,144	-	-	-	-	-	-	-	-	22	23
6	Juni/June	-	-	-	331		-	-	-	1,206		-	-	-	-	-	-	-	-	22	
7	Juli/July	-	-	-	343		-	-	-	1,648		-	-	-	-	-	-	-	-	21	
8	Agustus/August	-	-	-	255		-	-	-	1,144		-	-	-	-	-	-	-	-	21	
9	September/September	-	-	-	432		-	-	-	2,312		-	-	-	-	-	-	-	-	22	
10	Oktober /October	-	-	-	557		-	-	-	2,360		-	-	-	-	-	-	-	-	21	
11	Nopember/November	-	-	-	487		-	-	-	2,324		-	-	-	-	-	-	-	-	22	
12	Desember/December	-	-	-	537		-	-	-	2,347		-	-	-	-	-	-	-	-	20	

**Emas / Gold (GOLDGR)**

Indonesia Commodity &amp; Derivatives Exchange (ICDX)

No.	Bulan / Month	Transaksi (Kali)/Frequency (Times)					Volume (lot) /Volume (Lots)					Open Interest pada akhir bulan (lot) / Open Interest at the End of This Month (Lots)					Hari Perdagangan / Trading Days (Days)				
		2008	2009	2010	2011	2012	2008	2009	2010	2011	2012	2008	2009	2010	2011	2012	2008	2009	2010	2011	2012
1	Januari/January	-	-	-	235	43	-	-	-	780	235	-	-	-	-	-	-	-	-	21	20
2	Pebruari/February	-	-	-	221	101	-	-	-	630	397	-	-	-	-	-	-	-	-	17	21
3	Maret/March	-	-	-	461	32	-	-	-	1,265	348	-	-	-	-	-	-	-	-	23	22
4	April/April	-	-	-	432	61	-	-	-	1,284	397	-	-	-	-	-	-	-	-	18	20
5	Mei/May	-	-	-	1,143	62	-	-	-	2,264	466	-	-	-	-	-	-	-	-	22	23
6	Juni/June	-	-	-	551		-	-	-	1,107		-	-	-	-	-	-	-	-	22	
7	Juli/July	-	-	-	479		-	-	-	882		-	-	-	-	-	-	-	-	21	
8	Agustus/August	-	-	-	728		-	-	-	1,903		-	-	-	-	-	-	-	-	23	
9	September/September	-	-	-	231		-	-	-	618		-	-	-	-	-	-	-	-	22	
10	Oktober /October	-	-	-	266		-	-	-	989		-	-	-	-	-	-	-	-	21	
11	Nopember/November	-	-	-	178		-	-	-	668		-	-	-	-	-	-	-	-	22	
12	Desember/December	-	-	-	86		-	-	-	419		-	-	-	-	-	-	-	-	22	

**Gulir Emas / Rolling Gold (KGE)**  
Jakarta Futures Exchange (JFX)

No.	Bulan / Month	Transaksi (Kali)/Frequency (Times)					Volume (lot) /Volume (Lots)					Open Interest pada akhir bulan (lot) / Open Interest at the End of This Month (Lots)					Hari Perdagangan / Trading Days (Days)				
		2008	2009	2010	2011	2012	2008	2009	2010	2011	2012	2008	2009	2010	2011	2012	2008	2009	2010	2011	2012
1	Januari/January	-	-	-	-	-	-	-	-	-	-	-	-	-	-	-	20	19	20	21	22
2	Pebruari/February	-	-	-	-	-	-	-	-	-	-	-	-	-	-	-	20	20	19	18	21
3	Maret/March	-	-	-	-	2	-	-	-	-	2	-	-	-	-	-	17	20	22	23	22
4	April/April	-	-	-	-	56	-	-	-	-	1,918	-	-	-	-	2	22	21	21	20	21
5	Mei/May	-	-	-	-	38	-	-	-	-	1,940	-	-	-	-	-	20	20	21	22	23
6	Juni/June	334	-	-	-	-	328	-	-	-	-	-	-	-	-	-	21	22	22	22	-
7	Juli/July	296	-	-	-	-	695	-	-	-	-	-	-	-	-	-	22	22	22	21	-
8	Agustus/August	422	-	1	-	-	422	-	1	-	-	-	-	-	-	-	20	20	22	21	-
9	September/September	342	-	140	-	-	436	-	172	-	-	-	-	-	-	-	20	18	19	22	-
10	Oktober /October	588	-	100	-	-	3,060	-	100	-	-	-	-	-	-	-	20	22	21	21	-
11	Nopember/November	66	-	10	-	-	66	-	20	-	-	-	-	-	-	-	20	20	21	22	-
12	Desember/December	16	-	-	-	-	96	-	-	-	-	-	-	-	-	-	19	21	21	20	-

**Gulir Emas / Rolling Gold (KGEUSD)**  
Jakarta Futures Exchange (JFX)

No.	Bulan / Month	Transaksi (Kali)/Frequency (Times)					Volume (lot) /Volume (Lots)					Open Interest pada akhir bulan (lot) / Open Interest at the End of This Month (Lots)					Hari Perdagangan / Trading Days (Days)				
		2008	2009	2010	2011	2012	2008	2009	2010	2011	2012	2008	2009	2010	2011	2012	2008	2009	2010	2011	2012
1	Januari/January	-	-	180	163	68	-	-	224	910	1,488	-	-	21	-	-	-	19	20	21	22
2	Pebruari/February	-	29	60	126	92	-	63	73	730	1,590	-	5	11	-	-	-	20	19	18	21
3	Maret/March	-	55	-	138	50	-	81	-	836	1,100	-	6	11	-	-	-	20	22	23	22
4	April/April	-	62	-	150	101	-	95	-	941	1,072	-	2	11	-	11	-	21	21	20	21
5	Mei/May	-	108	-	147	266	-	143	-	928	1,805	-	5	11	-	48	-	20	21	22	23
6	Juni/June	-	100	-	150		-	104	-	940		-	3	11	-		-	22	22	22	
7	Juli/July	-	68	-	132		-	70	-	1,171		-	3	11	13		-	22	22	21	
8	Agustus/August	-	61	-	79		-	50	-	1,162		-	5	11	36		-	20	22	21	
9	September/September	-	168	164	72		-	178	962	1,170		-	6	21	80		-	18	19	22	
10	Oktober /October	-	371	170	82		-	398	954	1,062		-	15	-	82		-	22	21	21	
11	Nopember/November	-	341	163	64		-	384	910	1,176		-	5	-	82		-	20	21	22	
12	Desember/December	-	469	163	70		-	672	910	1,589		-	53	-	-		-	21	21	20	



**Gulir Indeks Emas/Rolling Gold Index (KIE)**  
Jakarta Futures Exchange (JFX)

No.	Bulan / Month	Transaksi (Kali)/Frequency (Times)					Volume (lot) /Volume (Lots)					Open Interest pada akhir bulan (lot) / Open Interest at the End of This Month (Lots)					Hari Perdagangan / Trading Days (Days)				
		2008	2009	2010	2011	2012	2008	2009	2010	2011	2012	2008	2009	2010	2011	2012	2008	2009	2010	2011	2012
1	Januari/January	188	210	44	107	171	5,330	471	729	863	2,122	4,434	1,250	1,302	60	246	20	19	20	21	22
2	Pebruari/February	125	154	19	118	146	2,210	438	297	898	1,810	3,187	1,253	1,062	87	-	20	20	19	18	21
3	Maret/March	226	124	2	158	142	1,840	317	8	1,425	2,206	4,107	1,192	1,054	92	-	17	20	22	23	22
4	April/April	263	172	7	97	281	5,070	503	19	844	2,653	4,062	1,131	1,035	119	14	22	21	21	20	21
5	Mei/May	1,816	106	20	108	146	2,267	213	365	1,075	2,388	4,076	1,149	1,292	119	14	20	20	21	22	23
6	Juni/June	4,521	132	11	109		4,521	580	209	1,073		1,645	1,162	1,086	121		21	22	22	22	
7	Juli/July	137	150	6	157		1,799	767	55	1,705		1,082	1,148	1,034	121		22	22	22	21	
8	Agustus/August	156	80	6	234		1,713	333	17	2,529		1,331	1,353	1,040	140		20	20	22	21	
9	September/September	326	86	86	216		4,077	500	422	2,480		2,451	1,258	1,040	154		20	18	19	22	
10	Oktober /October	564	229	92	242		7,142	2,356	542	2,907		1,184	1,347	50	154		20	22	21	21	
11	Nopember/November	542	138	157	206		8,218	974	984	2,464		1,218	1,335	-	158		20	20	21	22	
12	Desember/December	539	43	126	176		900	253	809	2,116		1,205	1,335	-	-		19	21	21	20	

**Tunda Serah Emas (GOLDID)**  
Indonesia Commodity & Derivatives Exchange (ICDX)

No.	Bulan / Month	Transaksi (Kali)/Frequency (Times)					Volume (lot) /Volume (Lots)					Open Interest pada akhir bulan (lot) / Open Interest at the End of This Month (Lots)					Hari Perdagangan / Trading Days (Days)				
		2008	2009	2010	2011	2012	2008	2009	2010	2011	2012	2008	2009	2010	2011	2012	2008	2009	2010	2011	2012
1	Januari/January	-	-	-	-	394	-	-	-	-	911	-	-	-	-	-	-	-	-	-	20
2	Pebruari/February	-	-	-	-	259	-	-	-	-	488	-	-	-	-	-	-	-	-	-	21
3	Maret/March	-	-	-	-	300	-	-	-	-	569	-	-	-	-	-	-	-	-	-	22
4	April/April	-	-	-	187	282	-	-	-	2,139	472	-	-	-	-	-	-	-	-	18	20
5	Mei/May	-	-	-	235	245	-	-	-	1,011	509	-	-	-	-	-	-	-	-	22	23
6	Juni/June	-	-	-	298		-	-	-	630		-	-	-	-	-	-	-	-	22	
7	Juli/July	-	-	-	199		-	-	-	418		-	-	-	-	-	-	-	-	21	
8	Agustus/August	-	-	-	435		-	-	-	1,251		-	-	-	-	-	-	-	-	23	
9	September/September	-	-	-	241		-	-	-	639		-	-	-	-	-	-	-	-	22	
10	Oktober /October	-	-	-	78		-	-	-	217		-	-	-	-	-	-	-	-	21	
11	Nopember/November	-	-	-	117		-	-	-	355		-	-	-	-	-	-	-	-	22	
12	Desember/December	-	-	-	212		-	-	-	355		-	-	-	-	-	-	-	-	22	

**Tunda Serah Emas (GOLDUD)**  
Indonesia Commodity & Derivatives Exchange (ICDX)

No.	Bulan / Month	Transaksi (Kali)/Frequency (Times)					Volume (lot) /Volume (Lots)					Open Interest pada akhir bulan (lot) / Open Interest at the End of This Month (Lots)					Hari Perdagangan / Trading Days (Days)				
		2008	2009	2010	2011	2012	2008	2009	2010	2011	2012	2008	2009	2010	2011	2012	2008	2009	2010	2011	2012
1	Januari/January	-	-	-	-	1,173	-	-	-	-	4,687	-	-	-	-	-	-	-	-	-	20
2	Pebruari/February	-	-	-	-	3,496	-	-	-	-	10,596	-	-	-	-	-	-	-	-	-	21
3	Maret/March	-	-	-	-	2,222	-	-	-	-	8,713	-	-	-	-	-	-	-	-	-	22
4	April/April	-	-	-	492	5,575	-	-	-	9,845	17,994	-	-	-	-	-	-	-	-	18	20
5	Mei/May	-	-	-	1,084	3,275	-	-	-	21,456	14,333	-	-	-	-	-	-	-	-	22	23
6	Juni/June	-	-	-	1,118		-	-	-	6,499		-	-	-	-	-	-	-	-	22	
7	Juli/July	-	-	-	1,843		-	-	-	5,719		-	-	-	-	-	-	-	-	21	
8	Agustus/August	-	-	-	2,026		-	-	-	8,804		-	-	-	-	-	-	-	-	23	
9	September/September	-	-	-	1,194		-	-	-	4,192		-	-	-	-	-	-	-	-	22	
10	Oktober /October	-	-	-	1,323		-	-	-	3,007		-	-	-	-	-	-	-	-	21	
11	Nopember/November	-	-	-	3,396		-	-	-	13,035		-	-	-	-	-	-	-	-	22	
12	Desember/December	-	-	-	1,312		-	-	-	6,391		-	-	-	-	-	-	-	-	22	

**6. Harga Komoditi**  
**Di Pasar Spot Lokal dan Internasional**  
*Prices of Commodities at Local Spots and International Markets*

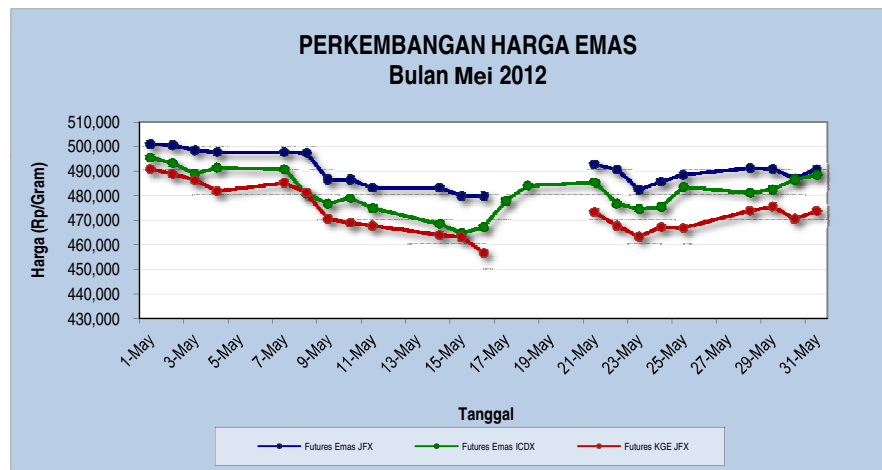
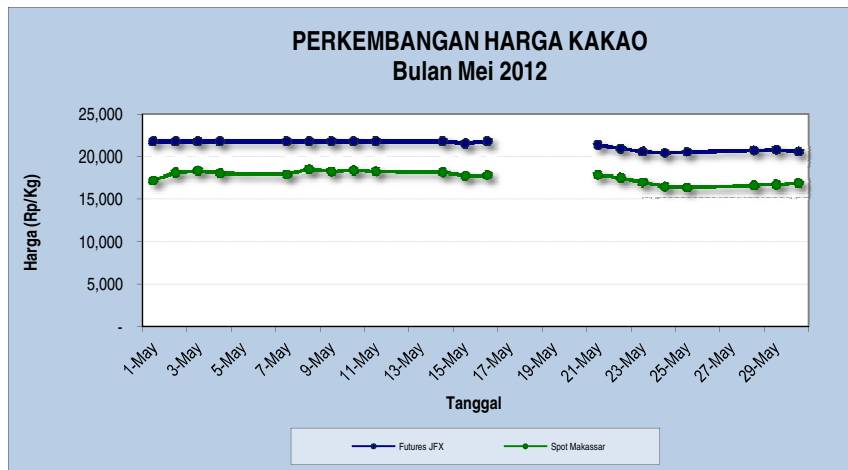
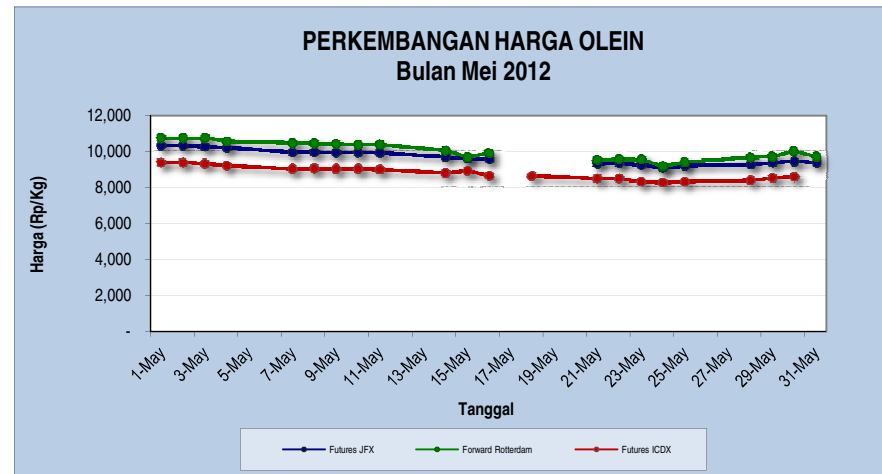
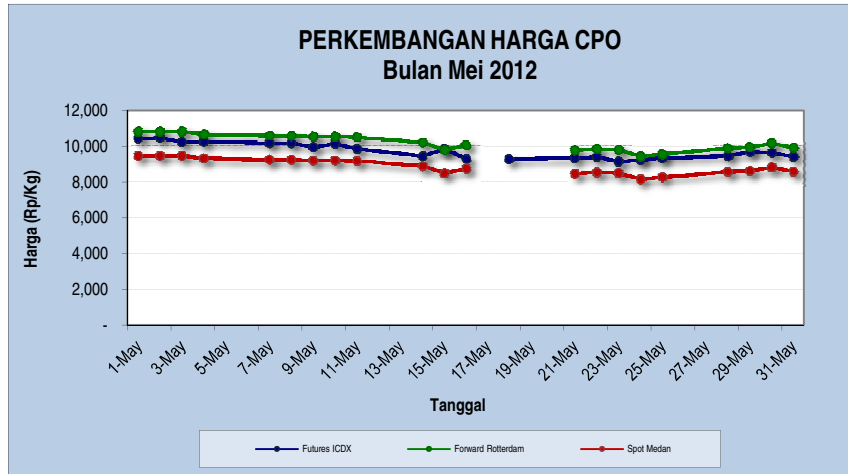
Mei / May 2012																											
NO.	KOMODITAS	PASAR	BULAN PENYERAHAN	TANGGAL																					Rata2 bulan ini	Rata2 bulan lalu	Perubahan
				1	2	3	4	7	8	9	10	11	14	15	16	21	22	23	24	25	28	29	30	31			
1.	Minyak Kelapa Sawit	Rotterdam (US\$/Ton)	Mei'12	-	-	1,175.0	1,155.0	1,145.0	1,145.0	1,140.0	1,137.5	1,142.5	1,105.0	1,055.0	1,082.5	-	-	-	-	-	-	-	-	-	1,128.3	1,171.7	(43.42)
			Jun'12	-	-	1,175.0	1,155.0	1,145.0	1,145.0	1,140.0	1,137.5	1,142.5	1,105.0	1,055.0	1,082.5	-	1,060.0	1,055.0	1,015.0	1,025.0	1,047.5	1,047.5	1,060.0	-	1,093.7	1,172.5	(78.82)
			Jul'12/Sep'12	1,175.0	1,175.0	1,175.0	1,150.0	1,142.5	1,145.0	1,140.0	1,137.5	1,142.5	1,105.0	1,057.5	1,085.0	1,052.5	1,060.0	1,055.0	1,015.0	1,027.5	1,050.0	1,050.0	1,060.0	1,035.0	1,096.9	1,180.6	(83.73)
			Okt'12/Des'12	1,163	1,163	-	-	-	-	-	-	-	-	-	-	1,043	1,048	1,045	1,010	1,020	1,043	1,043	1,055	1,030	1,060	1,171	(111.00)
		Medan (Rp/Kg)	SPOT	9,456	9,456	9,459	9,308	9,228	9,223	9,185	9,185	9,162	8,876	8,483	8,737	8,464	8,527	8,492	8,148	8,262	8,563	8,609	8,808	8,578	8,867	10,070	(1,203.3)
2.	Olein	Rotterdam (US\$/Ton)	Mei'12/Jun'12	1,167.5	1,167.5	1,167.5	1,145.0	1,132.5	1,132.5	1,127.5	1,120.0	1,130.0	1,090.0	1,045.0	-	-	-	-	-	-	-	-	-	-	1,129.6	1,176.3	(46.77)
			Jul'12/Sep'12	1,165.0	1,165.0	1,175.0	1,140.0	1,127.5	1,130.0	1,127.5	1,120.0	1,130.0	1,087.5	1,042.5	1,067.5	1,027.5	1,032.5	1,030.0	990.0	1,010.0	1,025.0	1,025.0	1,045.0	1,015.0	1,079.9	1,175.1	(95.25)
			Okt'12/Des'12	1,147.5	1,147.5	1,150.0	1,127.5	1,120.0	1,115.0	1,112.5	1,107.5	1,115.0	1,075.0	1,032.5	1,055.0	1,017.5	1,022.5	1,020.0	1,000.0	1,000.0	1,017.5	1,017.5	1,037.5	1,007.5	1,068.8	1,737.1	(668.27)
		Jakarta (Rp/Kg)	SPOT	10,380.0	10,320.0	10,320.0	10,260.0	10,200.0	9,945.0	9,955.0	9,930.0	9,930.0	9,910.0	9,695.0	9,595.0	9,555.0	9,320.0	9,350.0	9,280.0	9,095.0	9,195.0	9,270.0	9,375.0	9,430.0	9,729.1	10,429.8	(700.70)
3.	Minyak Kelapa	Rotterdam (US\$/Ton)	Jun'12/Jul'12	1,335.0	1,335.0	1,310.0	1,265.0	1,260.0	1,260.0	1,240.0	1,215.0	1,205.0	1,155.0	1,100.0	1,120.0	1,080.0	1,070.0	1,070.0	1,030.0	1,095.0	1,090.0	-	1,112.0	1,176.2	1,294.0	-117.8	(5.0)
			Jul'12/Ags'12	1,345.0	1,345.0	1,315.0	1,270.0	1,260.0	1,260.0	1,240.0	1,220.0	1,205.0	1,165.0	1,100.0	1,120.0	1,085.0	1,070.0	1,070.0	1,030.0	1,100.0	1,095.0	-	1,112.0	1,179.3	1,363.1	-183.8	5.3
			Ags'12/Sep'12	-	-	-	-	-	-	1,240	-	-	-	1,105	-	-	1,080	1,075	1,030	-	1,100	1,140	1,120	1,111	-	-	2.7
		Bitung (Rp/Kg)	SPOT	11,978.0	11,978.0	11,749.0	11,358.0	11,320.0	11,314.0	11,134.0	10,927.0	10,755.0	10,755.0	9,872.0	10,076.0	9,688.0	9,592.0	9,602.0	9,232.0	9,948.0	10,000.0	10,584.0	10,313.0	10,608.8	12,067.6	-1,458.9	66.3
4.	Kakao	New York (US\$/Ton)	Jul'12	2,219	2,319	2,342	2,307	2,289	2,357	2,326	2,334	2,338	2,319	2,261	2,268	2,273	2,238	2,179	2,124	2,105	2,110	2,110	2,110	2,070	2,238	2,202	35.7
			Sep'12	2,237	2,331	2,353	2,318	2,300	2,367	2,336	2,344	2,348	2,328	2,271	2,281	2,285	2,249	2,194	2,141	2,120	2,126	2,126	2,122	2,081	2,250	2,217	33.5
			Des'12	2,243	2,333	2,360	2,327	2,312	2,380	2,348	2,356	2,359	2,337	2,280	2,291	2,293	2,256	2,205	2,157	2,137	2,138	2,138	2,136	2,098	2,261	2,281	(19.6)
		Makassar (Rp/Kg)	SPOT	17,182	18,101	18,318	18,040	17,887	18,505	18,229	18,346	18,250	18,154	17,705	17,799	17,822	17,492	16,964	16,463	16,339	16,588	16,676	16,843	16,452	17,531	16,190	1,341.2

Sambungan / Continued

Mei / May 2012

NO.	KOMODITAS	PASAR	BULAN PENYERAHAN	TANGGAL																					Rata2 bulan ini	Rata2 bulan lalu	Perubahan
				1	2	3	4	7	8	9	10	11	14	15	16	21	22	23	24	25	28	29	30	31			
5.	Kopi Arabika	New York (Sen US\$/Lbs)	Jul'12	179.55	184.15	182.75	175.80	174.60	175.20	175.95	175.05	178.65	177.15	177.95	178.40	179.15	175.15	174.50	166.90	169.20	167.80	167.80	165.40	164.40	174.55	180.88	(6.3)
			Sep'12	181.8	186.5	185.2	178.3	177.2	177.7	177.3	177.5	181.0	179.4	180.3	180.7	181.3	177.4	176.5	169.2	172.8	170.3	170.3	167.9	166.8	176.9	183.5	(6.6)
			Des'12	-	190.1	188.9	182.0	181.0	181.5	181.1	181.2	184.7	183.1	183.9	184.2	184.9	180.9	180.0	172.7	176.7	174.0	174.0	171.7	170.6	180.3	-	-
6.	Kopi Robusta	London (US\$/Ton)	Jul'12	1,961	1,942	1,953	1,951	2,019	2,019	2,040	2,044	2,100	2,127	2,136	2,167	2,185	2,162	2,203	2,182	2,223	2,241	2,247	2,241	2,213	2,112	2,022	90.7
			Sep'12	2,000	1,980	1,982	1,975	2,019	2,019	2,042	2,046	2,101	2,128	2,135	2,165	2,187	2,147	2,190	2,174	2,213	2,218	2,228	2,218	2,189	2,112	2,031	80.9
			Nov'12	2,012	1,993	1,994	1,985	-	2,011	2,033	2,042	2,098	2,124	2,131	2,162	2,176	-	2,182	2,164	2,199	-	-	2,203	2,175	2,099	2,000	99.1
		B. Lampung (Rp/Kg)	SPOT	19,147	19,147	19,051	18,924	19,712	-	19,215	19,852	18,947	19,541	18,833	18,883	19,235	19,091	-	-	19,852	19,308	20,647	19,680	19,091	19,342	18,179	1,163.1
7.	Karet	Singapore(TSR-20)	Jun'12	365.9	365.9	369.2	365.0	363.3	358.0	354.2	348.7	350.6	344.4	332.9	333.1	330.7	335.3	334.5	325.0	321.4	321.4	322.0	324.3	320.0	342.2	366.9	(24.7)
			Jul'12	366.2	366.2	368.1	365.0	362.4	358.0	353.9	349.0	349.2	343.0	331.9	332.6	330.4	336.3	334.5	325.8	322.6	321.8	322.5	517.5	318.8	351.2	364.2	(13.0)
			Agst'12	366.5	366.5	368.5	364.5	363.0	357.7	353.8	348.5	349.5	343.0	331.0	333.2	330.5	336.3	334.7	325.8	322.0	322.2	322.9	323.0	318.6	342.0	372.6	(30.6)
		Palembang (Rp/Kg)	SPOT	33,315	33,315	33,630	33,323	33,192	32,685	32,352	31,921	31,864	31,431	30,519	30,587	30,325	30,741	30,700	29,835	29,596	29,962	30,178	30,701	30,273	31,450	33,409	(1,959.6)
8.	Jagung	Chicago (Sen US\$/Bushel)	Mei'12	660.25	659.75	642.25	650.75	662.25	665.00	666.00	641.25	625.50	608.00	608.00	608.00	-	-	-	-	-	-	-	-	-	641.42	633.60	7.8
			Jul'12	634.25	629.00	611.50	614.50	620.25	-	623.00	607.25	587.50	581.00	583.00	-	635.50	633.00	597.00	603.50	578.50	578.50	578.50	562.50	559.50	600.93	624.99	(24.1)
			Sep'12	560.75	550.25	539.25	537.50	535.25	533.25	538.00	527.00	513.50	511.25	514.50	514.50	546.50	548.50	526.00	529.00	518.25	526.50	526.50	522.50	526.75	530.74	556.56	(25.8)
		B. Lampung (Rp/Kg)	SPOT	1,845	1,844	1,804	1,828	1,856	1,862	1,865	1,811	1,762	1,728	1,737	1,739	1,802	1,796	1,713	1,729	1,675	1,696	1,705	1,683	1,675	1,769	1,781	(11.4)
9.	Lada Putih Muntok	London (US\$/Ton)	SPOT	10,200	10,200	10,200	10,200	10,200	10,200	10,200	10,200	10,200	10,150	10,150	10,150	10,150	1,050	10,150	10,150	10,150	9,950	9,950	9,950	9,950	9,700	10,254	(553.75)
			Mei'12	10,000	10000.00	10,000	10,000	10,000	10,000	10,000	10,000	10,000	9,950	9,950	9,950	9,950	9,950	9,950	9,950	9,800	9,800	9,800	9,800	9,943	-	-	-
		Pangkal Pinang (Rp/Kg)	SPOT	82,570	82,570	82,598	82,796	82,860	82,814	82,860	83,059	82,452	82,398	82,804	82,939	82,831	82,804	82,894	82,939	83,209	82,544	82,985	83,824	83,780	82,882	83,630	(747)
10.	Lada Hitam ASTA	London (US\$/Ton)	SPOT	7350.00	7350.00	7350.00	7350.00	7350.00	7350.00	7350.00	7350.00	7550.00	7550.00	7550.00	7550.00	-	-	-	-	7650.00	-	-	-	7,428.57	7,432.50	(3.93)	
			Mei'12	7250.00	7250.00	7250.00	7250.00	7250.00	7250.00	7250.00	7250.00	7250.00	-	-	-	-	7550.00	7550.00	7550.00	7,550	-	7,650	7,650	7,650	7,400.00	-	-
		B.Lampung (Rp/Kg)	SPOT	51,920	51,920	51,937	52,061	52,101	52,073	52,101	52,225	51,846	53,527	53,788	53,876	53,806	53,788	53,846	53,876	54,050	55,462	55,757	56,317	56,287	53,455	52,727	728.1

## 7. Grafik Perkembangan Harga Komoditi *Historical Commodity Price Charts*



## 8. Rekapitulasi Penyelenggaraan Pasar Lelang *Auction Market Activities Recapitulation*

Mei / May 2012

NO	TANGGAL	PENYELENGGARA	TRANSAKSI	KOMODITI	JUMLAH PENJUAL	JUMLAH PEMBELI
1	01 Mei 2012	Lampung	Rp 17,023,200,000	Jahe, kopi, kayu manis, batik, alpukat, beras, buah-buahan, cabe, kakao, kunyit, nangka, pisang, udang	9	7
2	09 Mei 2012	Sumatera Barat	Rp 3,872,105,000	Beras, makanan ringan, makanan olahan, rendang, ikan asin, casiavera, coklat, emping, kerajinan sulaman, pala, pinang	37	8
3	16 Mei 2012	Jawa Barat	Rp 8,759,900,000	Pinang, beras, karet, coklat, tembakau, gardamunggu, pala, cassiavera, makanan ringan, kopi bubuk, makanan olahan, kerajinan sulaman, kerupuk, minuman segar	10	4
4	16 Mei 2012	Nusa Tenggara Barat	Rp 3,655,000,000	Beras, cabe, gula pasir, jagung, jambu, kentang, pepaya, tebu, tomat	33	8
5	24 Mei 2012	Jawa Timur	Rp 29,229,100,000	Cabe, minuman, daging sapi, ayam, kentang, apel, bumbu, cengkeh, jagung, jahe, kapulaga, kopra, kol, tomat, wortel	184	50
6	30 Mei 2012	Sulawesi Utara	Rp 15,833,000,000	Jagung, coklat, kentang, gabah kering, perahu, rumah, salak, telur itik, udang, dodol, gula merah,	14	8
<b>TOTAL TRANSAKSI</b>			<b>Rp 78,372,305,000</b>			

## 1. Ikhtisar Pasar Overview of The Market

<div>Kontrak (Contract) / bulan (Month)</div> <div>Uraian (Items)</div>	<b>Olein (OLE)</b> Jakarta Futures Exchange (JFX)			<b>Olein (OLE10)</b> Jakarta Futures Exchange (JFX)			<b>RBD PALM OLEIN (OLEINTR)</b> Indonesia Commodity & Derivatives Exchange (ICDX)		
	Mei '12	Juni '12	Perubahan / Change	Mei '12	Juni '12	Perubahan / Change	Mei '12	Juni '12	Perubahan / Change
Hari perdagangan (hari) Trading Days (days)	23	21	-2	23	21	-2	23	21	-2
Jumlah Transaksi (kali) Frequency (times)	592	648	56	718	627	-91	73	74	1
Volume Transaksi (lot) Volume (lots)	1,778	2,638	860	896	834	-62	80	76	-4
Rata-rata Volume Harian (lot) Daily Volume Average (lots)	111	155	44	53	49	-4	4	4	0
Volume Tertinggi (lot) High Volume (lots)	(30) 424	(29) 522	98	(31) 186	(27) 174	-12	(23) 12	(05) 9	-3
Volume Terendah (lot) Low Volume (lots)	(15) 10	(15) 20	10	(04) 2	(22) 2	0	(08) 1	(21) 1	-
Harga tertinggi (Rp) High Prices (Rp)	(03) 10,345	(14) 9,070	-1275	(04) 10,100	(01) 9,100	-1,000	(02) 9,365	-	-9365
Harga terendah (Rp) Low Prices (Rp)	(09) 9,810	(06) 8,950	-860	(04) 10,100	(01) 9,070	-1,030	(15) 8,875	-	-8,875
Rata-rata harga harian (Rp) Daily Price Average (Rp)	10,005	8,978	-1,027	9,996	8,978	-1,018	9,106	8,125	-981



<div>Kontrak (Contract) / bulan (Month)</div> <div>Uraian (Items)</div>	<b>Crude Palm Oil (CPOTR)</b> Indonesia Commodity & Derivatives Exchange (ICDX)			<b>Kakao / Cocoa (CC5)</b> Jakarta Futures Exchange (JFX)		
	Mei '12	Juni '12	Perubahan / Change	Mei '12	Juni '12	Perubahan / Change
Hari perdagangan (hari) Trading Days (days)	23	21	-2	23	21	-2
Jumlah Transaksi (kali) Frequency (times)	27,275	32,055	4,780	3,338	3,512	174
Volume Transaksi (lot) Volume (lots)	70,602	73,589	2,987	3,665	3,682	17
Rata-rata Volume Harian (lot) Daily Volume Average (lots)	3209	3504	295	175	175	0
Volume Tertinggi (lot) High Volume (lots)	(09) 3,959	(21) 4195	236	(23) 221	(06) 206	-15
Volume Terendah (lot) Low Volume (lots)	(01) 1,490	(29) 2923	1433	(11) 128	(15) 149	21
Harga tertinggi (Rp) High Prices (Rp)	(01) 10,500	(01) 9,215	-1285	(16) 22,140	(13) 21,920	-220
Harga terendah (Rp) Low Prices (Rp)	(11) 9,600	(18) 8,515	-1085	(25) 20,900	(04) 20,070	-20,900
Rata-rata harga harian (Rp) Daily Price Average (Rp)	10,070	8,788	-1,282	21,790	21,029	-761

<div> <div>Kontrak (Contract) / bulan (Month)</div> <div>Uraian (Items)</div> </div>	<b>Emas / Gold (GOL)</b> Jakarta Futures Exchange (JFX)			<b>Emas / Gold (GOL250)</b> Jakarta Futures Exchange (JFX)			<b>Emas/Gold (GOLDGR)</b> Indonesia Commodity & Derivatives Exchange (ICDX)		
	Mei '12	Juni '12	Perubahan / Change	Mei '12	Juni '12	Perubahan / Change	Mei '12	Juni '12	Perubahan / Change
Hari perdagangan (hari) Trading Days (days)	23	21	-2	23	21	-2	23	21	-2
Jumlah Transaksi (kali) Frequency (times)	98	122	24	817	374	-443	62	19	-43
Volume Transaksi (lot) Volume (lots)	1,144	2,166	1022	2,022	2,678	656	466	625	159
Rata-rata Volume Harian (lot) Daily Volume Average (lots)	229	309	80	119	141	22	39	48	9
Volume Tertinggi (lot) High Volume (lots)	(30) 364	(28) 554	190	(30) 554	(28) 614	60	(28) 108	(26) 100	-8
Volume Terendah (lot) Low Volume (lots)	(03) 20	(26) 150	130	(07) 8	(08) 6	-2	(31) 10	(01) 1	-9
Harga tertinggi (Rp) High Prices (Rp)	(02) 500,550	(06) 501,400	850	(02) 499,550	(15) 502,700	3,150	-	-	-
Harga terendah (Rp) Low Prices (Rp)	(09) 486,550	(26) 495,550	9,000	(14) 482,300	(12) 494,100	11,800	-	-	-
Rata-rata harga harian (Rp) Daily Price Average (Rp)	490,144	497,131	6,987	489,983	496,706	6,723	481,170	492,286	11,116

<div>Kontrak (Contract) / bulan (Month)</div> <div>Uraian (Items)</div>	<b>Gulir Emas / Rolling Gold (KGE)</b> Jakarta Futures Exchange (JFX)			<b>Gulir Emas / Rolling Gold (KGEUSD)</b> Jakarta Futures Exchange (JFX)			<b>Gulir Indeks Emas / Rolling Gold Index (KIE)</b> Bursa Berjangka Jakarta (BBJ)		
	Mei '12	Juni '12	Perubahan / Change	Mei '12	Juni '12	Perubahan / Change	Mei '12	Juni '12	Perubahan / Change
Hari perdagangan (hari) Trading Days (days)	23	21	-2	23	21	-2	23	21	-2
Jumlah Transaksi (kali) Frequency (times)	38	66	28	266	67	-199	146	147	1
Volume Transaksi (lot) Volume (lots)	1,940	1,066	-874	1,805	631	-1,174	2,388	2,398	10
Rata-rata Volume Harian (lot) Daily Volume Average (lots)	647	355	-292	120	70	-50	217	266	49
Volume Tertinggi (lot) High Volume (lots)	(29) 1800	(29) 810	-990	(17) 440	(27) 220	-220	(28) 1221	(27) 761	-460
Volume Terendah (lot) Low Volume (lots)	(07) 2	(13) 124	122	(02) 5	(18) 2	-3	(09) 1	(18) 10	9
Harga tertinggi (Rp) High Prices (Rp)	(07) 482,800	(20) 491,300	8,500	(01) 1,669	(19) 1,633	-36	(30) 9,375	(25) 9,445	70
Harga terendah (Rp) Low Prices (Rp)	(31) 473,100	(29) 480,100	7,000	(15) 1,550	(28) 1,553	3	(02) 9,100	(21) 9,210	110
Rata-rata harga harian (Rp) Daily Price Average (Rp)	473,206	483,077	9,871	1,587	1,598	11	9,255	9,410	155

Kontrak (Contract) / bulan (Month) Uraian (Items)	<b>Tunda Serah Emas GOLDUD</b> Indonesia Commodity & Derivatives Exchange (ICDX)			<b>Tunda Serah Emas GOLDID</b> Indonesia Commodity & Derivatives Exchange (ICDX)			<b>Gulir Emas / Rolling Gold (GOL100)</b> Jakarta Futures Exchange (JFX)		
	Mei '12	Juni '12	Perubahan / Change	Mei '12	Juni '12	Perubahan / Change	Mei '12	Juni '12	Perubahan / Change
Hari perdagangan (hari) Trading Days (days)	23	21	-2	23	21	-2	23	21	-2
Jumlah Transaksi (kali) Frequency (times)	3,255	2,219	-1,036	243	232	-11	-	68	68
Volume Transaksi (lot) Volume (lots)	14,333	10,052	-4,281	509	669	160	-	605	605
Rata-rata Volume Harian (lot) Daily Volume Average (lots)	623	479	-144	22	35	13	-	86	86
Volume Tertinggi (lot) High Volume (lots)	(25) 1483	(01) 1509	26	(17) 63	(14) 84	21	-	(29) 208	208
Volume Terendah (lot) Low Volume (lots)	(07) 67	(22) 45	-22	(25) 5	(26) 2	-3	-	(14) 2	2
Harga tertinggi (Rp) High Prices (Rp)	(01) 1,671	(06) 1,640	-31	(01) 1,669	(06) 1,636	-33	-	-	-
Harga terendah (Rp) Low Prices (Rp)	(16) 1,531	(01) 1,548	17	(16) 1,534	(01) 1,551	17	-	-	-
Rata-rata harga harian (Rp) Daily Price Average (Rp)	1,588	1,601	13	1,588	1,601	13	-	495,963	495,963

## 2. Harga Bulanan / *Monthly Prices*

### **Olein (OLE)** Jakarta Futures Exchange (JFX)

Juni / June '12

Bulan Penyerahan /Delivery Months	Juni.'12 (Rp/Kg)	Juli.'12 (Rp/Kg)	Agust.'12 (Rp/Kg)	Sept.'12 (Rp/Kg)	Okt.'12 (Rp/Kg)	Nop.'12 (Rp/Kg)	Des.'12 (Rp/Kg)
Uraian / Items							
Pembukaan <i>Open</i>	8,960	9,070	9,270	9,040	9,050	8,980	8,915
Tertinggi <i>High</i>	9,070	9,300	9,370	9,270	9,290	9,235	8,920
Terendah <i>Low</i>	8,950	8,300	8,300	8,600	8,480	8,815	8,915
Penutupan <i>Settlement</i>	8,725	9,185	9,235	9,295	9,330	9,340	9,320

### **Olein (OLE 10)** Jakarta Futures Exchange (JFX)

Juni / June '12

Bulan Penyerahan /Delivery Months	Juni.'12 (Rp/Kg)	Juli.'12 (Rp/Kg)	Agust.'12 (Rp/Kg)	Sept.'12 (Rp/Kg)	Okt.'12 (Rp/Kg)	Nop.'12 (Rp/Kg)	Des.'12 (Rp/Kg)
Uraian / Items							
Pembukaan <i>Open</i>	9,070	9,300	9,300	9,035	9,045	8,965	-
Tertinggi <i>High</i>	9,100	9,330	9,400	9,160	9,360	9,385	-
Terendah <i>Low</i>	9,070	8,900	8,980	8,560	8,570	8,610	-
Penutupan <i>Settlement</i>	8,725	9,185	9,235	9,295	9,330	9,340	9,320

**RBD PALM OLEIN (OLEINTR)**  
Indonesia Commodity & Derivatives Exchange (ICDX)

Juni / June '12

Bulan Penyerahan /Delivery Months Uraian / Items	Juni.'12 (Rp/Kg)	Juli.'12 (Rp/Kg)	Agust.'12 (Rp/Kg)	Sept.'12 (Rp/Kg)	Okt.'12 (Rp/Kg)	Nop.'12 (Rp/Kg)	Des.'12 (Rp/Kg)
Pembukaan <i>Open</i>	-	8,510	8,385	-	-	-	-
Tertinggi <i>High</i>	-	8,585	8,620	-	-	-	-
Terendah <i>Low</i>	-	8,100	8,295	-	-	-	-
Penutupan <i>Settlement</i>	7,945	8,350	8,440	8,460	8,480	8,480	8,480

**Crude Palm Oil (CPOTR)**  
Indonesia Commodity & Derivatives Exchange (ICDX)

Juni / June '12

Bulan Penyerahan /Delivery Months Uraian / Items	Juni.'12 (Rp/Kg)	Juli.'12 (Rp/Kg)	Agust.'12 (Rp/Kg)	Sept.'12 (Rp/Kg)	Okt.'12 (Rp/Kg)	Nop.'12 (Rp/Kg)	Des.'12 (Rp/Kg)
Pembukaan <i>Open</i>	8,870	9,180	9,150	9,120	8,805	-	-
Tertinggi <i>High</i>	9,215	9,180	9,155	9,155	9,160	-	-
Terendah <i>Low</i>	8,515	8,425	8,445	8,465	8,690	-	-
Penutupan <i>Settlement</i>	8,570	8,890	8,940	9,000	9,020	9,020	9,020

**Kakao / Cocoa (CC5)**

Jakarta Futures Exchange (JFX)

Juni / June '12

Bulan Penyerahan /Delivery Months Uraian / Items	Jul.'12 (Rp/Kg)	Sept.'12 (Rp/Kg)	Des.'12 (Rp/Kg)	Mar.'13 (Rp/Kg)	Mei.'13 (Rp/Kg)
Pembukaan <i>Open</i>	20,510	20,650	20,820	20,940	21,090
Tertinggi <i>High</i>	21,920	21,990	22,090	22,140	22,180
Terendah <i>Low</i>	20,070	20,170	20,340	20,480	20,630
Penutupan <i>Settlement</i>	20,900	21,890	22,010	22,030	22,050

**Emas / Gold (GOL)**

Jakarta Futures Exchange (JFX)

Juni / June '12

Bulan Penyerahan /Delivery Months Uraian / Items	Jun.'12 (Rp/gr)	Jul.'12 (Rp/gr)	Agst.'12 (Rp/gr)	Sept.'12 (Rp/gr)
Pembukaan <i>Open</i>	500,750	495,550	-	-
Tertinggi <i>High</i>	501,400	495,550	-	-
Terendah <i>Low</i>	495,550	491,650	-	-
Penutupan <i>Settlement</i>	497,000	492,300	495,600	497,600

**Emas / Gold (GOL250)**

Jakarta Futures Exchange (JFX)

Juni / June '12

Bulan Penyerahan /Delivery Months Uraian / Items	Jun.'12 (Rp/gr)	Jul.'12 (Rp/gr)	Agst.'12 (Rp/gr)	Sept.'12 (Rp/gr)
Pembukaan <i>Open</i>	497,100	499,500	501,000	494,800
Tertinggi <i>High</i>	502,700	500,400	506,150	495,100
Terendah <i>Low</i>	494,100	485,000	490,500	494,800
Penutupan <i>Settlement</i>	497,000	491,250	493,800	496,600

**Emas / Gold (GOLDGR)**  
Indonesia Commodity & Derivatives Exchange (ICDX)

Juni / June '12

Bulan Penyerahan /Delivery Months Uraian / Items	Jun.'12 (Rp/gr)	Jul.'12 (Rp/gr)	Agt.'12 (Rp/gr)	Sep'12 (Rp/gr)	Okt'12 (Rp/gr)	Nop'12 (Rp/gr)	Des'12 (Rp/gr)	Jan '13 (Rp/gr)	Peb '13 (Rp/gr)	Mar '13 (Rp/gr)	Apr '13 (Rp/gr)	Mei '13 (Rp/gr)
Pembukaan <i>Open</i>	-	502,000	503,000	-	-	-	-	-	-	-	-	-
Tertinggi <i>High</i>	-	504,200	503,000	-	-	-	-	-	-	-	-	-
Terendah <i>Low</i>	-	486,100	503,000	-	-	-	-	-	-	-	-	-
Penutupan <i>Settlement</i>	490,100	492,000	493,900	495,800	497,900	500,000	502,100	504,300	506,500	508,800	511,100	513,500

Juni / June '12

Kontrak /Contract Uraian / Items	Gulir Emas / Rolling Gold (KGE) (Rp/gr)	Gulir Emas / Rolling Gold (KGEUSD) (USD/T.Ounce)	Gulir Indeks Emas / Rolling Gold Index (KIE) (Point)	Tunda Serah Emas (GOLDID) (USD/T.Ounce)	Tunda Serah Emas (GOLDUD) (USD/T.Ounce)
	Jakarta Futures Exchange (JFX)			Indonesia Commodity & Derivatives Exchange (ICDX)	
Pembukaan <i>Open</i>	484,000	1,614.90	9,390	1,556.60	1,558.00
Tertinggi <i>High</i>	491,300	1,633.00	9,445	1,635.90	1,640.20
Terendah <i>Low</i>	484,000	1,553.15	9,210	1,550.50	1,547.60
Penutupan <i>Settlement</i>	476,761	1,552.40	9,450	1,597.70	1,597.70



### 3. Harga Harian / Daily Prices

**Olein (OLE)**  
Jakarta Futures Exchange (JFX)

Juni / June '12

Tanggal / Date	Bulan Penyerahan / Delivery Months	Juni / June '12				Juli / July '12				Agustus / August '12				September / September '12			
		Pembukaan Open (Rp/Kg)	Tertinggi High (Rp/Kg)	Terendah Low (Rp/Kg)	Penutupan Settlement (Rp/Kg)	Pembukaan Open (Rp/Kg)	Tertinggi High (Rp/Kg)	Terendah Low (Rp/Kg)	Penutupan Settlement (Rp/Kg)	Pembukaan Open (Rp/Kg)	Tertinggi High (Rp/Kg)	Terendah Low (Rp/Kg)	Penutupan Settlement (Rp/Kg)	Pembukaan Open (Rp/Kg)	Tertinggi High (Rp/Kg)	Terendah Low (Rp/Kg)	Penutupan Settlement (Rp/Kg)
1-Jun-12	-	-	-	-	9,315	-	-	-	9,355	-	-	-	9,365	-	-	-	9,345
4-Jun-12	-	-	-	-	9,060	-	-	-	9,080	-	-	-	9,100	-	-	-	9,070
5-Jun-12	-	-	-	-	8,945	9,070	9,090	9,015	8,945	-	-	-	8,965	-	-	-	8,950
6-Jun-12	8,960	9,045	8,950	8,995	8,940	8,940	8,880	9,050	9,050	-	-	-	9,050	-	-	-	9,035
7-Jun-12	-	-	-	9,065	-	-	-	-	9,005	-	-	-	8,985	9,040	9,060	9,040	8,990
8-Jun-12	-	-	-	8,980	-	-	-	-	9,125	-	-	-	9,125	-	-	-	9,115
11-Jun-12	-	-	-	8,965	-	-	-	-	9,160	-	-	-	9,160	-	-	-	9,150
12-Jun-12	-	-	-	8,995	-	-	-	-	9,070	-	-	-	9,090	-	-	-	9,075
13-Jun-12	-	-	-	8,910	-	-	-	-	8,960	-	-	-	8,970	-	-	-	8,985
14-Jun-12	9,000	9,070	8,990	8,800	-	-	-	-	8,525	-	-	-	8,545	-	-	-	8,555
15-Jun-12	-	-	-	8,725	8,600	8,670	8,590	8,465	8,465	-	-	-	8,480	-	-	-	8,480
18-Jun-12	-	-	-	-	8,300	8,490	8,300	8,755	8,755	-	-	-	8,810	8,600	8,645	8,600	8,835
19-Jun-12	-	-	-	-	8,750	8,770	8,700	8,885	8,885	-	-	-	8,920	-	-	-	8,940
20-Jun-12	-	-	-	-	8,800	8,800	8,720	9,150	9,150	-	-	-	9,180	-	-	-	9,165
21-Jun-12	-	-	-	-	9,100	9,190	9,100	9,220	9,220	-	-	-	9,255	-	-	-	9,265
22-Jun-12	-	-	-	-	9,150	9,300	9,100	9,115	9,115	-	-	-	9,170	9,265	9,270	9,265	9,200
25-Jun-12	-	-	-	-	-	-	-	9,235	9,235	-	-	-	9,280	-	-	-	9,315
26-Jun-12	-	-	-	-	9,200	9,290	9,200	9,285	9,285	9,270	9,275	9,190	9,310	-	-	-	9,345
27-Jun-12	-	-	-	-	-	-	-	9,250	9,250	9,300	9,370	9,230	9,300	-	-	-	9,315
28-Jun-12	-	-	-	-	9,200	9,295	9,100	9,205	9,205	-	-	-	9,220	-	-	-	9,240
29-Jun-12	-	-	-	-	9,150	9,290	9,100	9,185	9,185	9,210	9,290	9,130	9,235	9,140	9,210	9,140	9,295
Tertinggi High		(14) 9,070				(04) 9,300				(27) 9,370				(22) 9,270			
Terendah Low		(06) 8,950				(25) 8,300				(29) 9,130				(18) 8,600			
Rata-Rata Average		8,978				9,049				9,072				9,079			

Sambungan / Continued

Juni / June '12

Tanggal / Date	Bulan Penyerahan / Delivery	Oktober / October '12				Nopember / November '12				Desember / December '12			
		Pembukaan Open (Rp/Kg)	Tertinggi High (Rp/Kg)	Terendah Low (Rp/Kg)	Penutupan Settlement (Rp/Kg)	Pembukaan Open (Rp/Kg)	Tertinggi High (Rp/Kg)	Terendah Low (Rp/Kg)	Penutupan Settlement (Rp/Kg)	Pembukaan Open (Rp/Kg)	Tertinggi High (Rp/Kg)	Terendah Low (Rp/Kg)	Penutupan Settlement (Rp/Kg)
1-Jun-12	-	-	-	-	9,350	-	-	-	9,360	-	-	-	-
4-Jun-12	-	-	-	-	9,080	-	-	-	9,090	-	-	-	-
5-Jun-12	-	-	-	-	8,960	-	-	-	8,995	-	-	-	-
6-Jun-12	-	-	-	-	9,040	-	-	-	9,035	-	-	-	-
7-Jun-12	9,050	9,070	9,050	8,990	-	-	-	8,955	8,955	-	-	-	-
8-Jun-12	9,000	9,045	9,000	9,120	8,980	8,980	8,960	9,115	9,115	-	-	-	-
11-Jun-12	-	-	-	9,185	-	-	-	9,190	9,190	-	-	-	-
12-Jun-12	9,200	9,200	9,180	9,090	9,210	9,210	9,190	9,090	9,090	-	-	-	-
13-Jun-12	9,105	9,105	9,085	8,970	9,130	9,130	9,110	8,990	8,990	-	-	-	-
14-Jun-12	9,000	9,000	8,980	8,570	9,010	9,010	8,990	8,605	8,605	-	-	-	-
15-Jun-12	-	-	-	8,495	-	-	-	8,510	8,510	-	-	-	-
18-Jun-12	8,490	8,490	8,480	8,850	-	-	-	8,835	8,835	-	-	-	8,830
19-Jun-12	8,845	8,850	8,800	8,990	8,835	8,835	8,815	8,975	8,975	-	-	-	8,915
20-Jun-12	8,990	9,010	8,990	9,175	8,970	9,000	8,970	9,210	9,210	8,915	8,920	8,915	9,190
21-Jun-12	-	-	-	9,285	9,235	9,235	9,205	9,280	9,280	-	-	-	9,295
22-Jun-12	9,285	9,290	9,250	-	-	-	-	9,235	9,235	-	-	-	9,220
25-Jun-12	-	-	-	9,330	-	-	-	9,340	9,340	-	-	-	9,340
26-Jun-12	-	-	-	9,350	-	-	-	9,375	9,375	-	-	-	9,365
27-Jun-12	-	-	-	9,325	-	-	-	9,335	9,335	-	-	-	9,335
28-Jun-12	-	-	-	9,245	-	-	-	9,255	9,255	-	-	-	9,265
29-Jun-12	-	-	-	9,330	-	-	-	9,340	9,340	-	-	-	9,320
Tertinggi High		(22) 9,290				(21) 9,235				(20) 8,920			
Terendah Low		(18) 8,480				(19) 8,815				(20) 8,915			
Rata-Rata Average		9,093				9,101				9,208			

**Olein (OLE10)**  
Jakarta Futures Exchange (JFX)

Juni / June '12

Tanggal / Date	Juni / June '12				Juli / July '12				Agustus / August '12				September / September '12			
	Pembukaan Open (Rp/Kg)	Tertinggi High (Rp/Kg)	Terendah Low (Rp/Kg)	Penutupan Settlement (Rp/Kg)	Pembukaan Open (Rp/Kg)	Tertinggi High (Rp/Kg)	Terendah Low (Rp/Kg)	Penutupan Settlement (Rp/Kg)	Pembukaan Open (Rp/Kg)	Tertinggi High (Rp/Kg)	Terendah Low (Rp/Kg)	Penutupan Settlement (Rp/Kg)	Pembukaan Open (Rp/Kg)	Tertinggi High (Rp/Kg)	Terendah Low (Rp/Kg)	Penutupan Settlement (Rp/Kg)
1-Jun-12	9,070	9,100	9,070	9,315	9,300	9,330	9,300	9,355	9,300	9,360	9,300	9,365	-	-	-	9,345
4-Jun-12	-	-	-	9,060	-	-	-	9,080	-	-	-	9,100	-	-	-	9,070
5-Jun-12	-	-	-	8,945	-	-	-	8,945	-	-	-	8,965	-	-	-	8,950
6-Jun-12	-	-	-	8,995	-	-	-	9,050	-	-	-	9,050	-	-	-	9,035
7-Jun-12	-	-	-	9,065	-	-	-	9,005	-	-	-	8,985	9,035	9,075	9,035	8,990
8-Jun-12	-	-	-	8,980	-	-	-	9,125	-	-	-	9,125	8,990	8,990	8,970	9,115
11-Jun-12	-	-	-	8,965	-	-	-	9,160	-	-	-	9,160	9,115	9,125	9,115	9,150
12-Jun-12	-	-	-	8,995	-	-	-	9,070	-	-	-	9,090	9,160	9,160	9,140	9,075
13-Jun-12	-	-	-	8,910	9,100	9,100	9,100	8,960	-	-	-	8,970	9,090	9,090	9,080	8,985
14-Jun-12	-	-	-	8,800	-	-	-	8,525	8,980	8,980	8,980	8,545	8,995	8,995	8,975	8,555
15-Jun-12	-	-	-	8,725	-	-	-	8,465	-	-	-	8,480	8,580	8,580	8,560	8,480
18-Jun-12	-	-	-	-	-	-	-	8,755	-	-	-	8,810	-	-	-	8,835
19-Jun-12	-	-	-	-	-	-	-	8,885	-	-	-	8,920	8,840	8,840	8,820	8,940
20-Jun-12	-	-	-	-	8,900	8,900	8,900	9,150	-	-	-	9,180	-	-	-	9,165
21-Jun-12	-	-	-	-	-	-	-	9,220	-	-	-	9,255	-	-	-	9,265
22-Jun-12	-	-	-	-	9,200	9,200	9,200	9,115	-	-	-	9,170	-	-	-	9,200
25-Jun-12	-	-	-	-	9,150	9,150	9,150	9,235	9,100	9,180	9,035	9,280	-	-	-	9,315
26-Jun-12	-	-	-	-	-	-	-	9,285	9,300	9,365	9,195	9,310	-	-	-	9,345
27-Jun-12	-	-	-	-	9,250	9,250	9,000	9,250	9,270	9,400	9,180	9,300	-	-	-	9,315
28-Jun-12	-	-	-	-	9,250	9,250	9,250	9,205	9,310	9,390	9,250	9,220	-	-	-	9,240
29-Jun-12	-	-	-	-	9,200	9,250	9,200	9,185	-	-	-	9,235	-	-	-	9,295
Tertinggi High	(01) 9,100				(01) 9,330				(27) 9,400				(12) 9,160			
Terendah Low	(01) 9,070				(20) 8,900				(14) 8,980				(15) 8,560			
Rata-Rata Average	8,978				9,049				9,072				9,079			

Sambungan / Continued

Juni / June '12

Tanggal / Date	Oktober / October '12				Nopember / November '12				Desember / December '12			
	Pembukaan Open (Rp/Kg)	Tertinggi High (Rp/Kg)	Terendah Low (Rp/Kg)	Penutupan Settlement (Rp/Kg)	Pembukaan Open (Rp/Kg)	Tertinggi High (Rp/Kg)	Terendah Low (Rp/Kg)	Penutupan Settlement (Rp/Kg)	Pembukaan Open (Rp/Kg)	Tertinggi High (Rp/Kg)	Terendah Low (Rp/Kg)	Penutupan Settlement (Rp/Kg)
1-Jun-12	-	-	-	9,350	-	-	-	9,360	-	-	-	-
4-Jun-12	-	-	-	9,080	-	-	-	9,090	-	-	-	-
5-Jun-12	-	-	-	8,960	-	-	-	8,995	-	-	-	-
6-Jun-12	-	-	-	9,040	-	-	-	9,035	-	-	-	-
7-Jun-12	9,045	9,065	9,045	8,990	-	-	-	8,955	-	-	-	-
8-Jun-12	8,995	9,030	8,975	9,120	8,965	9,025	8,965	9,115	-	-	-	-
11-Jun-12	9,130	9,140	9,130	9,185	9,110	9,120	9,110	9,190	-	-	-	-
12-Jun-12	9,185	9,185	9,175	9,090	9,195	9,195	9,180	9,090	-	-	-	-
13-Jun-12	9,120	9,120	9,100	8,970	9,125	9,125	9,115	8,990	-	-	-	-
14-Jun-12	8,980	8,980	8,960	8,570	8,985	8,985	8,985	8,605	-	-	-	-
15-Jun-12	8,600	8,600	8,570	8,495	8,620	8,625	8,610	8,510	-	-	-	-
18-Jun-12	-	-	-	8,850	-	-	-	8,835	-	-	-	8,830
19-Jun-12	8,840	8,840	8,835	8,990	8,835	8,835	8,835	8,975	-	-	-	8,915
20-Jun-12	8,980	8,985	8,980	9,175	-	-	-	9,210	-	-	-	9,190
21-Jun-12	9,180	9,180	9,160	9,265	-	-	-	9,280	-	-	-	9,295
22-Jun-12	-	-	-	9,215	-	-	-	9,235	-	-	-	9,220
25-Jun-12	-	-	-	9,330	-	-	-	9,340	-	-	-	9,340
26-Jun-12	-	-	-	9,350	-	-	-	9,375	-	-	-	9,365
27-Jun-12	9,360	9,360	9,340	9,325	9,385	9,385	9,350	9,335	-	-	-	9,335
28-Jun-12	-	-	-	9,245	-	-	-	9,255	-	-	-	9,265
29-Jun-12	9,270	9,280	9,250	9,330	9,295	9,295	9,270	9,340	-	-	-	9,320
Tertinggi High	(27) 9,360				(27) 9,385				-			
Terendah Low	(15) 8,570				(15) 8,610				-			
Rata-Rata Average	9,093				9,101				9,208			

**RBD PALM OLEIN (OLEINTR)**  
Indonesia Commodity & Derivatives Exchange (ICDX)

Juni / June '12

Tanggal / Date	Bulan Penyerahan / Delivery Months	Juni / June '12				Juli / July '12				Agustus / August '12				September / September '12			
		Pembukaan Open (Rp/Kg)	Tertinggi High (Rp/Kg)	Terendah Low (Rp/Kg)	Penutupan Settlement (Rp/Kg)	Pembukaan Open (Rp/Kg)	Tertinggi High (Rp/Kg)	Terendah Low (Rp/Kg)	Penutupan Settlement (Rp/Kg)	Pembukaan Open (Rp/Kg)	Tertinggi High (Rp/Kg)	Terendah Low (Rp/Kg)	Penutupan Settlement (Rp/Kg)	Pembukaan Open (Rp/Kg)	Tertinggi High (Rp/Kg)	Terendah Low (Rp/Kg)	Penutupan Settlement (Rp/Kg)
1-Jun-12	-	-	-	-	8,470	8,510	8,510	8,395	8,475	8,385	8,385	8,385	8,475	-	-	-	8,525
4-Jun-12	-	-	-	-	8,180	-	-	-	8,225	-	-	-	8,245	-	-	-	8,225
5-Jun-12	-	-	-	-	8,090	8,585	8,585	8,485	8,185	8,620	8,620	8,470	8,190	-	-	-	8,140
6-Jun-12	-	-	-	-	8,120	8,440	8,440	8,440	8,140	8,355	8,355	8,355	8,125	-	-	-	8,075
7-Jun-12	-	-	-	-	8,145	8,555	8,555	8,555	8,150	8,370	8,370	8,370	8,135	-	-	-	8,090
8-Jun-12	-	-	-	-	8,150	8,425	8,450	8,425	8,145	8,440	8,450	8,440	8,135	-	-	-	8,085
11-Jun-12	-	-	-	-	8,120	8,425	8,425	8,425	8,165	-	-	-	8,120	-	-	-	8,120
12-Jun-12	-	-	-	-	8,135	8,520	8,520	8,440	8,190	8,480	8,480	8,430	8,205	-	-	-	8,145
13-Jun-12	-	-	-	-	8,090	8,400	8,400	8,395	8,175	-	-	-	8,135	-	-	-	8,150
14-Jun-12	-	-	-	-	8,000	8,295	8,400	8,295	8,080	-	-	-	8,060	-	-	-	8,090
15-Jun-12	-	-	-	-	8,050	8,335	8,335	8,325	7,760	8,335	8,335	8,325	7,770	-	-	-	7,725
18-Jun-12	-	-	-	-	7,945	8,115	8,115	8,100	8,040	-	-	-	8,015	-	-	-	8,030
19-Jun-12	-	-	-	-	-	8,395	8,395	8,395	8,015	8,335	8,335	8,335	8,100	-	-	-	8,075
20-Jun-12	-	-	-	-	-	-	-	-	8,280	8,295	8,295	8,295	8,295	-	-	-	8,315
21-Jun-12	-	-	-	-	-	8,260	8,260	8,260	8,350	-	-	-	8,385	-	-	-	8,395
22-Jun-12	-	-	-	-	-	8,340	8,340	8,340	8,240	8,310	8,310	8,295	8,295	-	-	-	8,290
25-Jun-12	-	-	-	-	-	-	-	-	8,395	-	-	-	8,440	-	-	-	8,475
26-Jun-12	-	-	-	-	-	8,320	8,340	8,320	8,425	8,380	8,380	8,360	8,400	-	-	-	8,470
27-Jun-12	-	-	-	-	-	8,395	8,395	8,395	8,365	-	-	-	8,435	-	-	-	8,450
28-Jun-12	-	-	-	-	-	8,365	8,375	8,350	8,365	8,370	8,390	8,370	8,375	-	-	-	8,405
29-Jun-12	-	-	-	-	-	8,295	8,440	8,295	8,350	-	-	-	8,440	-	-	-	8,460
Tertinggi High	-	-	-	-	-	(05) 8,585	-	-	-	(05) 8,620	-	-	-	-	-	-	-
Terendah Low	-	-	-	-	-	(18) 8,100	-	-	-	(22) 8,295	-	-	-	-	-	-	-
Rata-Rata	-	-	-	-	8,125	-	-	-	8,215	-	-	-	8,227	-	-	-	8,225

Sambungan / Continued

Juni / June '12

Tanggal / Date	Bulan Penyerahan / Delivery Months	Oktober / October '12				Nopember / November '12				Desember / December '12			
		Pembukaan Open (Rp/Kg)	Tertinggi High (Rp/Kg)	Terendah Low (Rp/Kg)	Penutupan Settlement (Rp/Kg)	Pembukaan Open (Rp/Kg)	Tertinggi High (Rp/Kg)	Terendah Low (Rp/Kg)	Penutupan Settlement (Rp/Kg)	Pembukaan Open (Rp/Kg)	Tertinggi High (Rp/Kg)	Terendah Low (Rp/Kg)	Penutupan Settlement (Rp/Kg)
1-Jun-12	-	-	-	-	8,525	-	-	-	8,525	-	-	-	-
4-Jun-12	-	-	-	-	8,225	-	-	-	8,225	-	-	-	-
5-Jun-12	-	-	-	-	8,140	-	-	-	8,140	-	-	-	-
6-Jun-12	-	-	-	-	8,075	-	-	-	8,075	-	-	-	-
7-Jun-12	-	-	-	-	8,090	-	-	-	8,090	-	-	-	-
8-Jun-12	-	-	-	-	8,085	-	-	-	8,085	-	-	-	-
11-Jun-12	-	-	-	-	8,120	-	-	-	8,120	-	-	-	-
12-Jun-12	-	-	-	-	8,145	-	-	-	8,145	-	-	-	-
13-Jun-12	-	-	-	-	8,150	-	-	-	8,150	-	-	-	-
14-Jun-12	-	-	-	-	8,090	-	-	-	8,090	-	-	-	-
15-Jun-12	-	-	-	-	7,725	-	-	-	7,725	-	-	-	-
18-Jun-12	-	-	-	-	8,030	-	-	-	8,030	-	-	-	-
19-Jun-12	-	-	-	-	8,120	-	-	-	8,120	-	-	-	8,120
20-Jun-12	-	-	-	-	8,350	-	-	-	8,350	-	-	-	8,350
21-Jun-12	-	-	-	-	8,420	-	-	-	8,420	-	-	-	8,420
22-Jun-12	-	-	-	-	8,305	-	-	-	8,305	-	-	-	8,305
25-Jun-12	-	-	-	-	8,490	-	-	-	8,490	-	-	-	8,490
26-Jun-12	-	-	-	-	8,490	-	-	-	8,490	-	-	-	8,490
27-Jun-12	-	-	-	-	8,460	-	-	-	8,460	-	-	-	8,460
28-Jun-12	-	-	-	-	8,410	-	-	-	8,410	-	-	-	8,410
29-Jun-12	-	-	-	-	8,480	-	-	-	8,480	-	-	-	8,480
Tertinggi High	-	-	-	-	-	-	-	-	-	-	-	-	-
Terendah Low	-	-	-	-	-	-	-	-	-	-	-	-	-
Rata-Rata Average	-	-	-	-	8,235	-	-	-	8,235	-	-	-	8,392

**Crude Palm Oil (CPOTR)**  
Indonesia Commodity & Derivatives Exchange (ICDX)

June / June '12

Tanggal / Date	Bulan Penyerahan / Delivery Months	June / June '12				July / July '12				August / August '12				September / September '12			
		Pembukaan Open (Rp/Kg)	Tertinggi High (Rp/Kg)	Terendah Low (Rp/Kg)	Penutupan Settlement (Rp/Kg)	Pembukaan Open (Rp/Kg)	Tertinggi High (Rp/Kg)	Terendah Low (Rp/Kg)	Penutupan Settlement (Rp/Kg)	Pembukaan Open (Rp/Kg)	Tertinggi High (Rp/Kg)	Terendah Low (Rp/Kg)	Penutupan Settlement (Rp/Kg)	Pembukaan Open (Rp/Kg)	Tertinggi High (Rp/Kg)	Terendah Low (Rp/Kg)	Penutupan Settlement (Rp/Kg)
1-Jun-12		8,870	9,215	8,855	8,935	9,180	9,180	8,955	8,990	9,150	9,155	8,945	8,990	9,120	9,155	8,925	8,990
4-Jun-12		-	-	-	8,750	8,810	8,850	8,710	8,795	8,810	8,850	8,710	8,815	8,800	8,850	8,705	8,795
5-Jun-12		-	-	-	8,775	8,915	8,950	8,795	8,820	8,880	8,970	8,805	8,825	8,925	8,965	8,810	8,825
6-Jun-12		-	-	-	9,010	8,975	9,005	8,900	8,980	8,995	9,015	8,915	8,965	8,970	9,020	8,910	8,965
7-Jun-12		-	-	-	8,925	9,020	9,155	8,785	8,880	8,970	9,055	8,770	8,865	9,020	9,050	8,765	8,870
8-Jun-12		-	-	-	8,915	8,755	8,925	8,735	8,860	8,745	8,910	8,720	8,850	8,775	8,890	8,690	8,850
11-Jun-12		-	-	-	8,915	8,975	8,985	8,875	8,910	8,995	9,025	8,885	8,915	8,960	9,030	8,890	8,915
12-Jun-12		-	-	-	8,815	8,825	8,880	8,785	8,820	8,820	8,905	8,785	8,835	8,835	8,920	8,795	8,825
13-Jun-12		8,800	8,800	8,800	8,745	8,780	8,865	8,760	8,780	8,815	8,870	8,770	8,790	8,810	8,885	8,780	8,805
14-Jun-12		-	-	-	8,430	8,660	8,680	8,425	8,460	8,665	8,680	8,445	8,490	8,695	8,695	8,465	8,520
15-Jun-12		8,675	8,675	8,675	8,675	8,525	8,565	8,435	8,475	8,605	8,605	8,455	8,485	8,575	8,605	8,475	8,490
18-Jun-12		8,515	8,625	8,515	8,570	8,570	8,640	8,535	8,615	8,585	8,650	8,550	8,640	8,600	8,670	8,545	8,655
19-Jun-12		-	-	-	-	8,640	8,740	8,600	8,730	8,710	8,780	8,640	8,765	8,735	8,810	8,675	8,790
20-Jun-12		-	-	-	-	8,900	9,065	8,840	8,965	8,930	9,105	8,890	9,000	8,960	9,115	8,915	9,000
21-Jun-12		-	-	-	-	8,845	9,055	8,825	8,895	8,915	9,120	8,865	8,930	8,935	9,135	8,890	8,940
22-Jun-12		-	-	-	-	8,880	8,880	8,690	8,750	8,835	8,845	8,710	8,775	8,855	8,875	8,730	8,800
25-Jun-12		-	-	-	-	8,980	9,015	8,900	8,950	9,000	9,085	8,970	8,995	9,040	9,125	9,000	9,030
26-Jun-12		-	-	-	-	8,980	8,995	8,800	8,965	8,935	9,030	8,930	9,010	9,010	9,055	8,965	9,030
27-Jun-12		-	-	-	-	8,955	9,035	8,805	8,905	8,955	9,050	8,925	8,975	9,010	9,080	8,960	8,990
28-Jun-12		-	-	-	-	8,780	8,980	8,700	8,895	8,900	9,005	8,845	8,915	8,950	9,015	8,875	8,935
29-Jun-12		-	-	-	-	8,770	8,980	8,760	8,890	8,950	9,010	8,900	8,940	8,965	9,035	8,910	9,000
Tertinggi High		(01) 9,215				(01) 9,180				(01) 9,155				(01) 9,155			
Terendah Low		(18) 8,515				(14) 8,425				(23) 8,445				(23) 8,465			
Rata-Rata Average		8,788				8,826				8,846				8,858			

Sambungan / Continued

June / June '12

Tanggal / Date	Bulan Penyerahan / Delivery	Oktober / October '12				Nopember / November '12				Desember / December '12			
		Pembukaan Open (Rp/Kg)	Tertinggi High (Rp/Kg)	Terendah Low (Rp/Kg)	Penutupan Settlement (Rp/Kg)	Pembukaan Open (Rp/Kg)	Tertinggi High (Rp/Kg)	Terendah Low (Rp/Kg)	Penutupan Settlement (Rp/Kg)	Pembukaan Open (Rp/Kg)	Tertinggi High (Rp/Kg)	Terendah Low (Rp/Kg)	Penutupan Settlement (Rp/Kg)
1-Jun-12		-	-	-	8,990	-	-	-	8,990	-	-	-	-
4-Jun-12		8,805	8,850	8,700	8,795	-	-	-	8,795	-	-	-	-
5-Jun-12		8,795	8,955	8,795	8,825	-	-	-	8,825	-	-	-	-
6-Jun-12		8,950	9,015	8,900	8,965	-	-	-	8,965	-	-	-	-
7-Jun-12		9,065	9,065	8,755	8,870	-	-	-	8,870	-	-	-	-
8-Jun-12		8,730	8,900	8,715	8,850	-	-	-	8,850	-	-	-	-
11-Jun-12		9,015	9,020	8,890	8,915	-	-	-	8,915	-	-	-	-
12-Jun-12		8,880	8,915	8,800	8,825	-	-	-	8,825	-	-	-	-
13-Jun-12		8,805	8,895	8,780	8,805	-	-	-	8,805	-	-	-	-
14-Jun-12		8,705	8,705	8,460	8,520	-	-	-	8,520	-	-	-	-
15-Jun-12		8,560	8,615	8,480	8,490	-	-	-	8,490	-	-	-	-
18-Jun-12		-	-	-	8,655	-	-	-	8,655	-	-	-	-
19-Jun-12		8,765	8,835	8,690	8,835	-	-	-	8,835	-	-	-	8,835
20-Jun-12		8,935	9,125	8,935	9,035	-	-	-	9,035	-	-	-	9,035
21-Jun-12		8,945	9,150	8,905	8,965	-	-	-	8,965	-	-	-	8,965
22-Jun-12		8,875	8,880	8,735	8,815	-	-	-	8,815	-	-	-	8,815
25-Jun-12		9,075	9,160	9,025	9,045	-	-	-	9,045	-	-	-	9,045
26-Jun-12		9,040	9,095	8,980	9,050	-	-	-	9,050	-	-	-	9,050
27-Jun-12		8,995	9,100	8,950	9,000	-	-	-	9,000	-	-	-	9,000
28-Jun-12		8,965	9,040	8,875	8,940	-	-	-	8,940	-	-	-	8,940
29-Jun-12		8,945	9,055	8,915	9,020	-	-	-	9,020	-	-	-	9,020
Tertinggi High		(29) 9,160				-				-			
Terendah Low		(23) 8,690				-				-			
Rata-Rata Average		8,867				8,867				8,967			

**Kakao / Cocoa (CC5)**

Jakarta Futures Exchange (JFX)

Juni / June '12

Tanggal / Date	Bulan Penyerahan / Delivery Months	Juli / July '12				September / September '12				Desember / December '12			
		Pembukaan Open (Rp/Kg)	Tertinggi High (Rp/Kg)	Terendah Low (Rp/Kg)	Penutupan Settlement (Rp/Kg)	Pembukaan Open (Rp/Kg)	Tertinggi High (Rp/Kg)	Terendah Low (Rp/Kg)	Penutupan Settlement (Rp/Kg)	Pembukaan Open (Rp/Kg)	Tertinggi High (Rp/Kg)	Terendah Low (Rp/Kg)	Penutupan Settlement (Rp/Kg)
1-Jun-12		20,510	20,700	20,200	20,460	20,650	20,710	20,230	20,490	20,820	20,930	20,440	20,640
4-Jun-12		20,340	20,790	20,070	20,710	20,390	20,830	20,170	20,770	20,540	21,000	20,340	20,930
5-Jun-12		20,580	21,270	20,520	21,210	20,620	21,320	20,610	21,270	20,780	21,470	20,750	21,420
6-Jun-12		21,020	21,570	20,920	21,360	21,090	21,460	20,910	21,260	21,270	21,550	21,050	21,340
7-Jun-12		21,120	21,740	21,120	21,410	21,060	21,570	21,060	21,280	21,170	21,710	21,170	21,380
8-Jun-12		21,310	21,460	20,990	21,150	21,170	21,340	20,870	21,060	21,340	21,450	20,990	21,170
11-Jun-12		21,450	21,800	21,140	21,140	21,020	21,440	21,000	21,050	21,140	21,560	21,100	21,150
12-Jun-12		21,280	21,860	21,060	21,640	21,040	21,680	21,040	21,480	21,100	21,740	21,100	21,540
13-Jun-12		21,820	21,920	21,550	21,720	21,480	21,760	21,290	21,680	21,530	21,850	21,390	21,750
14-Jun-12		21,500	21,600	20,900	20,900	21,640	21,720	21,310	21,700	21,730	21,850	21,410	21,810
15-Jun-12		20,950	20,950	20,800	20,900	21,680	21,710	21,480	21,560	21,760	21,810	21,220	21,630
18-Jun-12	-	-	-	-	20,900	21,630	21,710	20,940	21,140	21,710	21,780	21,020	21,250
19-Jun-12	-	-	-	-	20,900	21,210	21,590	21,120	21,560	21,330	21,670	21,230	21,650
20-Jun-12	-	-	-	-	20,900	21,490	21,550	20,940	21,050	21,590	21,650	21,050	21,160
21-Jun-12	-	-	-	-	20,900	21,220	21,390	20,820	20,920	21,320	21,480	20,900	21,000
22-Jun-12	-	-	-	-	20,900	21,060	21,060	20,550	20,550	21,130	21,130	20,650	20,650
25-Jun-12	-	-	-	-	20,900	20,620	20,690	20,430	20,510	20,740	20,840	20,610	20,630
26-Jun-12	-	-	-	-	20,900	20,650	21,000	20,520	20,910	20,770	21,150	20,640	21,020
27-Jun-12	-	-	-	-	20,900	20,690	21,630	20,890	21,500	21,010	21,750	21,010	21,600
28-Jun-12	-	-	-	-	20,900	21,350	21,570	21,310	21,450	21,460	21,660	21,410	21,570
29-Jun-12	-	-	-	-	20,900	21,300	21,990	21,300	21,890	21,410	22,090	21,410	22,010
Tertinggi High		(13) 21,920				(29) 21,990				(29) 22,090			
Terendah Low		(04) 20,070				(04) 20,170				(04) 20,340			
Rata-Rata Average		21,029				21,194				21,300			

Sambungan / Continued

Juni / June '12

Tanggal / Date	Bulan Penyerahan / Delivery Months	Maret / March '13				Mei / May '12			
		Pembukaan Open (Rp/Kg)	Tertinggi High (Rp/Kg)	Terendah Low (Rp/Kg)	Penutupan Settlement (Rp/Kg)	Pembukaan Open (Rp/Kg)	Tertinggi High (Rp/Kg)	Terendah Low (Rp/Kg)	Penutupan Settlement (Rp/Kg)
1-Jun-12		20,940	21,050	20,560	20,770	21,090	21,140	20,660	20,910
4-Jun-12		20,680	21,180	20,480	21,070	20,810	21,290	20,630	21,220
5-Jun-12		20,980	21,640	20,920	21,600	21,090	21,740	21,030	21,680
6-Jun-12		21,470	21,680	21,230	21,480	21,510	21,710	21,270	21,570
7-Jun-12		21,300	21,770	21,300	21,490	21,500	21,850	21,500	21,590
8-Jun-12		21,440	21,530	21,050	21,240	21,500	21,610	21,130	21,340
11-Jun-12		21,200	21,610	21,190	21,240	21,600	21,750	21,330	21,330
12-Jun-12		21,150	21,840	21,150	21,630	21,470	21,910	21,320	21,720
13-Jun-12		21,610	21,870	21,410	21,770	21,680	21,930	21,600	21,840
14-Jun-12		21,770	21,870	21,470	21,840	21,880	21,920	21,540	21,900
15-Jun-12		21,780	21,840	21,600	21,670	21,860	21,910	21,680	21,750
18-Jun-12		21,740	21,810	21,090	21,340	21,850	21,880	21,160	21,440
19-Jun-12		21,420	21,710	21,340	21,710	21,550	21,830	21,440	21,820
20-Jun-12		21,670	21,730	21,190	21,270	21,820	21,820	21,320	21,380
21-Jun-12		21,440	21,580	21,010	21,120	21,490	21,760	21,180	21,280
22-Jun-12		21,260	21,260	20,770	20,770	21,430	21,430	20,920	20,920
25-Jun-12		20,870	20,970	20,750	20,770	20,930	21,140	20,910	20,920
26-Jun-12		20,850	21,750	20,730	21,150	21,010	21,420	20,890	21,290
27-Jun-12		21,140	21,870	21,140	21,700	21,290	21,990	21,290	21,820
28-Jun-12		21,600	21,760	21,510	21,660	21,750	21,910	21,470	21,780
29-Jun-12		21,510	22,140	21,510	22,030	21,630	22,180	21,630	22,050
Tertinggi High		(29) 22,140				(29) 22,180			
Terendah Low		(04) 20,480				(04) 20,630			
Rata-Rata Average		21,396				21,502			

### 3. Harga Harian / Daily Prices

#### Emas / Gold (GOL) Jakarta Futures Exchange (JFX)

Juni / June '12

Tanggal / Date	Bulan Penyerahan / Delivery Months	Juni / June '12				Juli / July '12				Agustus / August '12				September / September '12			
		Pembukaan Open (Rp/Kg)	Tertinggi High (Rp/Kg)	Terendah Low (Rp/Kg)	Penutupan Settlement (Rp/Kg)	Pembukaan Open (Rp/Kg)	Tertinggi High (Rp/Kg)	Terendah Low (Rp/Kg)	Penutupan Settlement (Rp/Kg)	Pembukaan Open (Rp/Kg)	Tertinggi High (Rp/Kg)	Terendah Low (Rp/Kg)	Penutupan Settlement (Rp/Kg)	Pembukaan Open (Rp/Kg)	Tertinggi High (Rp/Kg)	Terendah Low (Rp/Kg)	Penutupan Settlement (Rp/Kg)
1-Jun-12	-	-	-	-	488,100	-	-	-	491,100	-	-	-	493,100	-	-	-	-
4-Jun-12	-	-	-	-	496,200	-	-	-	501,200	-	-	-	503,600	-	-	-	-
5-Jun-12	-	-	-	-	497,900	-	-	-	501,200	-	-	-	503,600	-	-	-	-
6-Jun-12	500,750	501,400	500,650	501,400	-	-	-	-	503,600	-	-	-	506,000	-	-	-	-
7-Jun-12	-	-	-	500,800	-	-	-	-	503,600	-	-	-	505,800	-	-	-	-
8-Jun-12	-	-	-	493,100	-	-	-	-	496,100	-	-	-	498,100	-	-	-	-
11-Jun-12	-	-	-	495,000	-	-	-	-	498,000	-	-	-	500,400	-	-	-	-
12-Jun-12	-	-	-	495,000	-	-	-	-	498,000	-	-	-	500,000	-	-	-	-
13-Jun-12	-	-	-	499,300	-	-	-	-	502,300	-	-	-	504,700	-	-	-	-
14-Jun-12	-	-	-	500,200	-	-	-	-	503,200	-	-	-	505,800	-	-	-	-
15-Jun-12	-	-	-	502,600	-	-	-	-	505,600	-	-	-	508,000	-	-	-	-
18-Jun-12	500,450	501,150	499,000	500,700	-	-	-	-	504,700	-	-	-	506,700	-	-	-	-
19-Jun-12	500,900	501,300	500,800	501,100	-	-	-	-	504,700	-	-	-	506,700	-	-	-	-
20-Jun-12	-	-	-	497,900	-	-	-	-	500,900	-	-	-	506,700	-	-	-	-
21-Jun-12	497,050	497,600	497,050	496,250	-	-	-	-	500,900	-	-	-	503,000	-	-	-	-
22-Jun-12	-	-	-	491,850	-	-	-	-	495,900	-	-	-	497,900	-	-	-	-
25-Jun-12	-	-	-	493,950	-	-	-	-	495,600	-	-	-	497,600	-	-	-	-
26-Jun-12	495,550	496,250	495,550	497,000	-	-	-	-	495,600	-	-	-	497,600	-	-	-	-
27-Jun-12	-	-	-	-	-	-	-	-	495,600	-	-	-	497,600	-	-	-	497,600
28-Jun-12	-	-	-	-	495,550	495,550	492,700	492,900	-	-	-	-	496,350	-	-	-	497,750
29-Jun-12	-	-	-	-	491,650	492,500	491,650	492,300	-	-	-	-	495,600	-	-	-	497,600
Tertinggi High		(06)	501,400			(28)	495,550				-				-		
Terendah Low		(26)	495,550			(29)	491,650				-				-		
Rata-Rata Average			497,131				499,190				501,650				497,650		

#### Emas / Gold (GOL250) Jakarta Futures Exchange (JFX)

Juni / June '12

Tanggal / Date	Bulan Penyerahan / Delivery Months	Juni / June '12				Juli / July '12				Agustus / August '12				September / September '12			
		Pembukaan Open (Rp/Kg)	Tertinggi High (Rp/Kg)	Terendah Low (Rp/Kg)	Penutupan Settlement (Rp/Kg)	Pembukaan Open (Rp/Kg)	Tertinggi High (Rp/Kg)	Terendah Low (Rp/Kg)	Penutupan Settlement (Rp/Kg)	Pembukaan Open (Rp/Kg)	Tertinggi High (Rp/Kg)	Terendah Low (Rp/Kg)	Penutupan Settlement (Rp/Kg)	Pembukaan Open (Rp/Kg)	Tertinggi High (Rp/Kg)	Terendah Low (Rp/Kg)	Penutupan Settlement (Rp/Kg)
1-Jun-12	-	-	-	-	488,100	-	-	-	491,100	-	-	-	493,100	-	-	-	-
4-Jun-12	-	-	-	-	495,200	-	-	-	500,400	501,000	501,300	501,000	503,200	-	-	-	-
5-Jun-12	497,100	497,800	497,100	497,800	-	-	-	-	500,400	505,000	505,350	505,000	503,900	-	-	-	-
6-Jun-12	499,750	500,400	499,650	500,400	-	-	-	-	502,800	-	-	-	505,600	-	-	-	-
7-Jun-12	-	-	-	500,400	-	-	-	-	502,800	505,100	505,400	505,100	505,300	-	-	-	-
8-Jun-12	-	-	-	493,100	-	-	-	-	496,100	495,700	495,950	495,700	497,100	-	-	-	-
11-Jun-12	-	-	-	494,000	-	-	-	-	497,200	-	-	-	500,000	-	-	-	-
12-Jun-12	494,100	494,600	494,100	494,600	-	-	-	-	500,700	501,050	500,700	500,700	500,000	-	-	-	-
13-Jun-12	497,200	497,800	497,200	498,300	-	-	-	-	501,500	502,900	503,250	502,900	504,300	-	-	-	-
14-Jun-12	-	-	-	499,200	-	-	-	-	502,400	505,300	505,600	505,250	505,450	-	-	-	-
15-Jun-12	502,300	502,700	502,100	502,600	-	-	-	-	504,800	-	-	-	507,600	-	-	-	-
18-Jun-12	499,500	500,900	498,000	499,700	-	-	-	-	504,700	505,500	505,850	505,500	505,750	-	-	-	-
19-Jun-12	499,900	500,600	499,750	500,300	-	-	-	-	504,700	505,800	506,150	505,800	506,050	-	-	-	-
20-Jun-12	-	-	-	497,900	-	-	-	-	504,700	504,900	505,200	504,900	505,150	-	-	-	-
21-Jun-12	496,100	496,900	496,100	496,250	499,500	500,400	499,500	500,400	-	-	-	-	503,000	-	-	-	-
22-Jun-12	-	-	-	491,850	492,700	493,500	492,700	494,100	494,500	494,750	494,750	494,500	496,900	-	-	-	-
25-Jun-12	-	-	-	494,000	-	-	-	-	494,100	498,300	498,550	498,250	497,600	-	-	-	-
26-Jun-12	494,550	495,250	494,550	497,000	-	-	-	-	494,100	500,600	500,950	500,600	500,800	-	-	-	-
27-Jun-12	-	-	-	-	485,000	488,500	485,000	488,500	500,850	500,850	491,000	494,500	494,500	-	-	-	497,600
28-Jun-12	-	-	-	-	495,100	495,700	491,500	491,800	491,800	494,550	494,550	494,500	494,550	-	-	-	497,600
29-Jun-12	-	-	-	-	488,800	491,400	488,800	491,250	490,500	492,700	490,500	493,800	493,800	494,800	495,100	494,800	496,600
Tertinggi High		(15)	502,700			(21)	500,400			(19)	506,150			(29)	495,100		
Terendah Low		(12)	494,100			(27)	485,000			(29)	490,500			(29)	494,800		
Rata-Rata Average			496,706				498,336				501,126				497,267		

**Emas / Gold (GOLDGR)**  
Indonesia Commodity & Derivatives Exchange (ICDX)

Juni / June '12

Tanggal / Date	Bulan Penyerahan / Delivery Months	Juni / June '12				Juli / July '12				Agustus / August '12				September / September '12			
		Pembukaan Open (Rp/Kg)	Tertinggi High (Rp/Kg)	Terendah Low (Rp/Kg)	Penutupan Settlement (Rp/Kg)	Pembukaan Open (Rp/Kg)	Tertinggi High (Rp/Kg)	Terendah Low (Rp/Kg)	Penutupan Settlement (Rp/Kg)	Pembukaan Open (Rp/Kg)	Tertinggi High (Rp/Kg)	Terendah Low (Rp/Kg)	Penutupan Settlement (Rp/Kg)	Pembukaan Open (Rp/Kg)	Tertinggi High (Rp/Kg)	Terendah Low (Rp/Kg)	Penutupan Settlement (Rp/Kg)
1-Jun-12	-	-	-	-	502,200	502,000	502,000	502,000	504,000	-	-	-	505,900	-	-	-	507,800
4-Jun-12	-	-	-	-	499,200	504,100	504,200	504,100	500,900	-	-	-	502,800	-	-	-	504,700
5-Jun-12	-	-	-	-	498,300	-	-	-	500,100	-	-	-	501,900	-	-	-	503,900
6-Jun-12	-	-	-	-	497,000	-	-	-	498,800	-	-	-	500,600	-	-	-	502,600
7-Jun-12	-	-	-	-	487,300	-	-	-	489,100	-	-	-	490,900	-	-	-	492,800
8-Jun-12	-	-	-	-	489,500	-	-	-	491,300	-	-	-	493,100	-	-	-	495,100
11-Jun-12	-	-	-	-	490,700	491,500	491,700	491,500	492,500	-	-	-	494,300	-	-	-	496,300
12-Jun-12	-	-	-	-	494,900	492,600	492,900	492,600	496,700	-	-	-	498,600	-	-	-	500,500
13-Jun-12	-	-	-	-	497,300	496,300	496,700	496,300	499,100	-	-	-	501,000	-	-	-	503,000
14-Jun-12	-	-	-	-	499,400	499,200	499,700	499,200	501,200	-	-	-	503,100	-	-	-	505,100
15-Jun-12	-	-	-	-	499,100	501,300	501,500	501,300	500,900	-	-	-	502,800	-	-	-	504,800
18-Jun-12	-	-	-	-	499,900	501,100	502,500	501,000	501,800	-	-	-	503,700	-	-	-	505,700
19-Jun-12	-	-	-	-	497,700	501,800	503,400	501,800	499,500	503,000	503,000	503,000	501,400	-	-	-	503,400
20-Jun-12	-	-	-	-	494,100	499,600	501,200	499,500	495,900	-	-	-	497,800	-	-	-	499,800
21-Jun-12	-	-	-	-	481,000	-	-	-	482,800	-	-	-	484,600	-	-	-	486,600
22-Jun-12	-	-	-	-	483,900	-	-	-	485,700	-	-	-	487,600	-	-	-	489,500
25-Jun-12	-	-	-	-	487,800	-	-	-	489,600	-	-	-	491,500	-	-	-	493,400
26-Jun-12	-	-	-	-	484,600	489,100	489,900	489,100	486,400	-	-	-	488,200	-	-	-	490,200
27-Jun-12	-	-	-	-	485,000	486,100	488,100	486,100	486,800	-	-	-	488,700	-	-	-	490,700
28-Jun-12	-	-	-	-	479,000	-	-	-	480,700	-	-	-	482,600	-	-	-	484,500
29-Jun-12	-	-	-	-	490,100	-	-	-	492,000	-	-	-	493,900	-	-	-	495,800
Tertinggi High	-	-	-	-	-	(04)	504,200	-	-	(19)	503,000	-	-	-	-	-	-
Terendah Low	-	-	-	-	-	(27)	486,100	-	-	(19)	503,000	-	-	-	-	-	-
Rata-Rata Average	-	-	-	-	492,286	-	-	-	494,086	-	-	-	495,952	-	-	-	497,914

Sambungan / Continued

Juni / June '12

Tanggal / Date	Bulan Penyerahan / Delivery Months	Oktober / October '12				Nopember / November '12				Desember / December '12				Januari / January '13			
		Pembukaan Open (Rp/Kg)	Tertinggi High (Rp/Kg)	Terendah Low (Rp/Kg)	Penutupan Settlement (Rp/Kg)	Pembukaan Open (Rp/Kg)	Tertinggi High (Rp/Kg)	Terendah Low (Rp/Kg)	Penutupan Settlement (Rp/Kg)	Pembukaan Open (Rp/Kg)	Tertinggi High (Rp/Kg)	Terendah Low (Rp/Kg)	Penutupan Settlement (Rp/Kg)	Pembukaan Open (Rp/gram)	Tertinggi High (Rp/gram)	Terendah Low (Rp/gram)	Penutupan Settlement (Rp/gram)
1-Jun-12	-	-	-	-	509,900	-	-	-	512,000	-	-	-	514,200	-	-	-	516,300
4-Jun-12	-	-	-	-	506,800	-	-	-	508,900	-	-	-	511,100	-	-	-	513,200
5-Jun-12	-	-	-	-	505,900	-	-	-	508,000	-	-	-	510,200	-	-	-	512,400
6-Jun-12	-	-	-	-	504,600	-	-	-	506,700	-	-	-	508,900	-	-	-	511,100
7-Jun-12	-	-	-	-	494,800	-	-	-	496,900	-	-	-	499,000	-	-	-	501,200
8-Jun-12	-	-	-	-	497,100	-	-	-	499,100	-	-	-	501,300	-	-	-	503,400
11-Jun-12	-	-	-	-	498,300	-	-	-	500,400	-	-	-	502,500	-	-	-	504,700
12-Jun-12	-	-	-	-	502,600	-	-	-	504,600	-	-	-	506,800	-	-	-	509,000
13-Jun-12	-	-	-	-	505,000	-	-	-	507,100	-	-	-	509,300	-	-	-	511,500
14-Jun-12	-	-	-	-	507,200	-	-	-	509,300	-	-	-	511,500	-	-	-	513,700
15-Jun-12	-	-	-	-	506,900	-	-	-	509,000	-	-	-	511,200	-	-	-	513,400
18-Jun-12	-	-	-	-	507,700	-	-	-	509,900	-	-	-	512,000	-	-	-	514,300
19-Jun-12	-	-	-	-	505,400	-	-	-	507,500	-	-	-	509,700	-	-	-	511,900
20-Jun-12	-	-	-	-	501,800	-	-	-	503,900	-	-	-	506,100	-	-	-	508,300
21-Jun-12	-	-	-	-	488,500	-	-	-	490,600	-	-	-	492,700	-	-	-	494,900
22-Jun-12	-	-	-	-	491,500	-	-	-	493,600	-	-	-	495,700	-	-	-	497,900
25-Jun-12	-	-	-	-	495,400	-	-	-	497,500	-	-	-	499,700	-	-	-	501,900
26-Jun-12	-	-	-	-	492,200	-	-	-	494,300	-	-	-	496,400	-	-	-	498,600
27-Jun-12	-	-	-	-	492,700	-	-	-	494,800	-	-	-	496,900	-	-	-	499,100
28-Jun-12	-	-	-	-	486,500	-	-	-	488,600	-	-	-	490,700	-	-	-	492,800
29-Jun-12	-	-	-	-	497,900	-	-	-	500,000	-	-	-	502,100	-	-	-	504,300
Tertinggi High	-	-	-	-	-	-	-	-	-	-	-	-	-	-	-	-	-
Terendah Low	-	-	-	-	-	-	-	-	-	-	-	-	-	-	-	-	-
Rata-Rata Average	-	-	-	-	499,938	-	-	-	502,033	-	-	-	504,190	-	-	-	506,376

Sambungan / Continued

Juni / June '12

Tanggal / Date	Bulan / Delivery Month	February / February'13				Maret / March'13				April / April '13				Mei / May '13			
		Pembukaan Open (Rp/gram)	Tertinggi High (Rp/gram)	Terendah Low (Rp/gram)	Penutupan Settlement (Rp/gram)	Pembukaan Open (Rp/gram)	Tertinggi High (Rp/gram)	Terendah Low (Rp/gram)	Penutupan Settlement (Rp/gram)	Pembukaan Open (Rp/gram)	Tertinggi High (Rp/gram)	Terendah Low (Rp/gram)	Penutupan Settlement (Rp/gram)	Pembukaan Open (Rp/gram)	Tertinggi High (Rp/gram)	Terendah Low (Rp/gram)	Penutupan Settlement (Rp/gram)
1-Jun-12	-	-	-	-	518,500	-	-	-	520,800	-	-	-	523,000	-	-	-	525,400
4-Jun-12	-	-	-	-	515,400	-	-	-	517,800	-	-	-	519,900	-	-	-	522,200
5-Jun-12	-	-	-	-	514,600	-	-	-	516,800	-	-	-	519,100	-	-	-	521,400
6-Jun-12	-	-	-	-	513,300	-	-	-	515,500	-	-	-	517,800	-	-	-	520,200
7-Jun-12	-	-	-	-	503,300	-	-	-	505,600	-	-	-	507,800	-	-	-	510,200
8-Jun-12	-	-	-	-	505,600	-	-	-	507,900	-	-	-	510,100	-	-	-	512,500
11-Jun-12	-	-	-	-	506,900	-	-	-	508,100	-	-	-	511,400	-	-	-	513,800
12-Jun-12	-	-	-	-	511,200	-	-	-	513,500	-	-	-	515,800	-	-	-	518,200
13-Jun-12	-	-	-	-	513,700	-	-	-	516,000	-	-	-	518,400	-	-	-	520,800
14-Jun-12	-	-	-	-	515,900	-	-	-	518,200	-	-	-	520,600	-	-	-	523,000
15-Jun-12	-	-	-	-	515,600	-	-	-	517,900	-	-	-	520,300	-	-	-	522,700
18-Jun-12	-	-	-	-	516,500	-	-	-	518,800	-	-	-	521,200	-	-	-	523,600
19-Jun-12	-	-	-	-	514,200	-	-	-	516,500	-	-	-	518,800	-	-	-	521,200
20-Jun-12	-	-	-	-	510,500	-	-	-	512,900	-	-	-	515,200	-	-	-	517,600
21-Jun-12	-	-	-	-	497,000	-	-	-	499,300	-	-	-	501,500	-	-	-	503,900
22-Jun-12	-	-	-	-	500,100	-	-	-	502,300	-	-	-	504,600	-	-	-	507,000
25-Jun-12	-	-	-	-	504,100	-	-	-	506,300	-	-	-	508,600	-	-	-	511,000
26-Jun-12	-	-	-	-	500,800	-	-	-	503,000	-	-	-	505,300	-	-	-	507,700
27-Jun-12	-	-	-	-	501,300	-	-	-	503,500	-	-	-	505,800	-	-	-	508,200
28-Jun-12	-	-	-	-	495,000	-	-	-	497,200	-	-	-	499,500	-	-	-	501,800
29-Jun-12	-	-	-	-	506,500	-	-	-	508,800	-	-	-	511,100	-	-	-	513,500
Tertinggi High			-				-				-				-		
Terendah Low			-				-				-				-		
Rata-Rata Average			508,571				510,833				513,133				515,519		

**Gulir Emas / Rolling Gold (KGE)**

Jakarta Futures Exchange (JFX)

Tanggal / Date	Bulan / Month	Juni / June '12			
		Pembukaan Open (Rp/gram)	Tertinggi High (Rp/gram)	Terendah Low (Rp/gram)	Penutupan Settlement (Rp/gram)
1-Jun-12	-	-	-	-	468,568
4-Jun-12	-	-	-	-	490,814
5-Jun-12	-	-	-	-	489,480
6-Jun-12	-	-	-	-	489,001
7-Jun-12	-	-	-	-	486,754
8-Jun-12	-	-	-	-	475,375
11-Jun-12	-	-	-	-	480,728
12-Jun-12	-	-	-	-	481,314
13-Jun-12	484,000	484,400	484,000	-	489,808
14-Jun-12	-	-	-	-	490,590
15-Jun-12	-	-	-	-	490,190
18-Jun-12	-	-	-	-	490,072
19-Jun-12	-	-	-	-	492,875
20-Jun-12	490,100	491,300	490,100	-	488,958
21-Jun-12	-	-	-	-	485,007
22-Jun-12	-	-	-	-	476,351
25-Jun-12	-	-	-	-	476,848
26-Jun-12	-	-	-	-	481,135
27-Jun-12	-	-	-	-	476,397
28-Jun-12	-	-	-	-	476,761
29-Jun-12	-	-	-	-	476,761
Tertinggi High		(20)	491,300		
Terendah Low		(13)	484,000		
Rata-Rata Average			483,514		

**Gulir Emas / Rolling Gold (KGEUSD)**

Jakarta Futures Exchange (JFX)

Tanggal / Date	Bulan / Month	Juni / June '12			
		Pembukaan Open (USD/T.Ounce)	Tertinggi High (USD/T.Ounce)	Terendah Low (USD/T.Ounce)	Penutupan Settlement (USD/T.Ounce)
1-Jun-12	-	-	-	-	1,624.50
4-Jun-12	-	-	-	-	1,618.90
5-Jun-12	1,614.90	1,614.90	1,614.90	-	1,617.00
6-Jun-12	-	-	-	-	1,619.35
7-Jun-12	-	-	-	-	1,589.50
8-Jun-12	-	-	-	-	1,593.60
11-Jun-12	1,585.10	1,589.80	1,585.10	-	1,596.50
12-Jun-12	1,589.00	1,616.45	1,588.50	-	1,609.90
13-Jun-12	-	-	-	-	1,617.20
14-Jun-12	1,619.40	1,620.65	1,619.40	-	1,623.40
15-Jun-12	1,625.30	1,628.60	1,625.30	-	1,626.30
18-Jun-12	1,624.00	1,624.00	1,624.00	-	1,628.15
19-Jun-12	1,630.00	1,633.00	1,629.40	-	1,618.45
20-Jun-12	-	-	-	-	1,607.20
21-Jun-12	-	-	-	-	1,566.15
22-Jun-12	-	-	-	-	1,572.00
25-Jun-12	-	-	-	-	1,584.45
26-Jun-12	-	-	-	-	1,572.60
27-Jun-12	1,568.00	1,571.70	1,567.60	-	1,574.15
28-Jun-12	1,564.45	1,564.45	1,553.15	-	1,552.40
29-Jun-12	1,564.45	1,564.45	1,553.15	-	1,552.40
Tertinggi High		(19)	1,633.00		
Terendah Low		(28)	1,553.15		
Rata-Rata Average			1,598.29		

**Gulir Indeks Emas / Rolling Gold Index (KIE)**

Jakarta Futures Exchange (JFX)

Tanggal / Date	Bulan / Month	Juni / June '12			
		Pembukaan Open (Point)	Tertinggi High (Point)	Terendah Low (Point)	Penutupan Settlement (Point)
1-Jun-12	-	-	-	-	9,388
4-Jun-12	-	-	-	-	9,400
5-Jun-12	-	-	-	-	9,403
6-Jun-12	-	-	-	-	9,300
7-Jun-12	-	-	-	-	9,370
8-Jun-12	-	-	-	-	9,385
11-Jun-12	9,390	9,390	9,370	-	9,408
12-Jun-12	-	-	-	-	9,405
13-Jun-12	9,400	9,410	9,400	-	9,445
14-Jun-12	-	-	-	-	9,420
15-Jun-12	-	-	-	-	9,385
18-Jun-12	9,380	9,385	9,380	-	9,388
19-Jun-12	-	-	-	-	9,405
20-Jun-12	9,445	9,445	9,398	-	9,420
21-Jun-12	9,320	9,320	9,210	-	9,430
22-Jun-12	9,220	9,360	9,220	-	9,440
25-Jun-12	9,445	9,445	9,290	-	9,448
26-Jun-12	9,310	9,312	9,310	-	9,440
27-Jun-12	9,270	9,350	9,262	-	9,450
28-Jun-12	-	-	-	-	9,450
29-Jun-12	-	-	-	-	9,450
Tertinggi High		(25)	9,445		
Terendah Low		(21)	9,210		
Rata-Rata Average			9,411		



**Tunda Serah Emas (GOLDID)**  
Indonesia Commodity & Derivatives Exchange (ICDX)

Tanggal / Date	Bulan Penyerahan / Delivery Months	Juni / June '12			
		Pembukaan Open (USD/T.Ounce)	Tertinggi High (USD/T.Ounce)	Terendah Low (USD/T.Ounce)	Penutupan Settlement (USD/T.Ounce)
1-Jun-12		1,556.60	1,628.80	1,550.50	1,623.60
4-Jun-12		1,617.00	1,627.90	1,616.60	1,618.80
5-Jun-12		-	-	-	1,617.40
6-Jun-12		1,628.70	1,635.90	1,622.80	1,618.30
7-Jun-12		1,619.70	1,628.60	1,580.00	1,589.40
8-Jun-12		1,570.50	1,583.00	1,568.90	1,594.20
11-Jun-12		1,598.50	1,598.50	1,597.60	1,598.70
12-Jun-12		1,593.30	1,610.60	1,588.30	1,611.30
13-Jun-12		1,607.90	1,622.00	1,607.90	1,618.10
14-Jun-12		1,618.00	1,626.80	1,617.50	1,624.50
15-Jun-12		1,623.90	1,627.20	1,622.40	1,624.70
18-Jun-12		1,622.80	1,626.00	1,622.80	1,628.30
19-Jun-12		1,627.70	1,632.70	1,617.40	1,618.50
20-Jun-12		1,621.30	1,621.30	1,601.00	1,607.50
21-Jun-12		1,596.50	1,601.20	1,570.00	1,565.10
22-Jun-12		1,564.90	1,570.10	1,563.80	1,571.90
25-Jun-12		1,573.50	1,585.00	1,569.70	1,584.20
26-Jun-12		1,584.60	1,584.60	1,582.90	1,572.70
27-Jun-12		-	-	-	1,574.50
28-Jun-12		1,577.80	1,577.80	1,552.80	1,555.00
29-Jun-12		1,569.20	1,596.60	1,569.20	1,597.70
Tertinggi High		(06) 1,635.90			
Terendah Low		(01) 1,550.50			
Rata-Rata Average		1,600.69			

**Tunda Serah Emas (GOLDUD)**  
Indonesia Commodity & Derivatives Exchange (ICDX)

Tanggal / Date	Bulan Penyerahan / Delivery Months	Juni / June '12			
		Pembukaan Open (USD/T.Ounce)	Tertinggi High (USD/T.Ounce)	Terendah Low (USD/T.Ounce)	Penutupan Settlement (USD/T.Ounce)
1-Jun-12		1,558.00	1,628.60	1,547.60	1,623.60
4-Jun-12		1,616.60	1,627.10	1,609.30	1,618.80
5-Jun-12		1,621.20	1,623.00	1,613.30	1,617.40
6-Jun-12		1,619.80	1,640.20	1,618.00	1,618.30
7-Jun-12		1,623.30	1,629.00	1,578.80	1,589.40
8-Jun-12		1,590.00	1,594.80	1,562.60	1,594.20
11-Jun-12		1,604.10	1,610.00	1,583.90	1,598.70
12-Jun-12		1,589.50	1,617.30	1,588.70	1,611.30
13-Jun-12		1,608.20	1,624.20	1,608.10	1,618.10
14-Jun-12		1,617.10	1,627.20	1,611.90	1,624.50
15-Jun-12		1,623.40	1,633.30	1,620.50	1,624.70
18-Jun-12		1,622.70	1,628.10	1,613.90	1,628.30
19-Jun-12		1,630.30	1,632.60	1,617.70	1,618.50
20-Jun-12		1,620.20	1,621.20	1,591.70	1,607.50
21-Jun-12		1,600.10	1,603.20	1,565.40	1,565.10
22-Jun-12		1,562.80	1,571.70	1,559.30	1,571.90
25-Jun-12		1,575.50	1,586.00	1,568.20	1,584.20
26-Jun-12		1,584.20	1,585.10	1,568.50	1,572.70
27-Jun-12		1,572.40	1,583.00	1,563.80	1,574.50
28-Jun-12		1,575.20	1,577.70	1,548.70	1,555.00
29-Jun-12		1,555.60	1,600.20	1,555.60	1,597.70
Tertinggi High		(06) 1,640.20			
Terendah Low		(01) 1,547.60			
Rata-Rata Average		1,600.69			

#### 4. Jumlah dan Volume Transaksi, dan Open Interest Frequency and Volume, and Open Interest

##### Olein (OLE)

Jakarta Futures Exchange (JFX)

Tanggal ( Date )	Bulan (Month)	Juni / June '12		
		Transaksi (kali) Frequency (times)	Volume (lot) Volume (lots)	Open Interest (lots)
1		-	-	-
4		-	-	-
5		40	40	-
6		42	322	-
7		24	24	-
8		38	38	-
11		-	-	-
12		22	22	-
13		20	20	-
14		38	38	-
15		20	20	-
18		26	328	-
19		18	178	-
20		26	36	-
21		16	198	-
22		51	71	-
25		-	-	-
26		91	231	-
27		40	40	-
28		26	510	-
29		110	522	-
Tertinggi High		(29) 110	(28) 522	-
Terendah Low		(21) 16	(08) 20	-
Rata-Rata Average		38	155	-

##### Olein (OLE10)

Jakarta Futures Exchange (JFX)

Tanggal ( Date)	Bulan (Month)	Juni / June '12		
		Transaksi (kali) Frequency (times)	Volume (lot) Volume (lots)	Open Interest (lots)
1		12	24	-
4		-	-	-
5		-	-	-
6		-	-	-
7		32	32	-
8		74	74	-
11		32	32	-
12		48	48	-
13		37	37	-
14		46	46	-
15		46	46	-
18		-	-	-
19		70	70	-
20		41	41	-
21		6	6	-
22		2	2	-
25		17	34	-
26		20	60	-
27		75	174	-
28		18	48	-
29		51	60	-
Tertinggi High		(27) 75	(27) 174	-
Terendah Low		(22) 2	(22) 2	-
Rata-Rata Average		37	49	-

##### RBD PALM OLEIN (OLEINTR)

Indonesia Commodity & Derivatives Exchange (ICDX)

Tanggal ( Date)	Bulan (Month)	Juni / June '12		
	Transaksi (kali) Frequency (times)	Volume (lot) Volume (lots)	Open Interest (lots)	
1		7	7	-
4		-	-	-
5		9	9	-
6		4	4	-
7		2	2	-
8		1	1	-
11		1	1	-
12		5	5	-
13		2	2	-
14		3	3	-
15		7	7	-
18		3	4	7
19		3	3	-
20		1	1	-
21		1	1	-
22		6	6	-
25		-	-	-
26		5	5	-
27		2	2	-
28		8	9	-
29		4	4	-
Tertinggi High		(05) 9	(28) 9	(18) 7
Terendah Low		(21) 1	(21) 1	(18) 7
Rata-Rata Average		4	4	7

**Crude Palm Oil (CPOTR)**

Indonesia Commodity &amp; Derivatives Exchange (ICDX)

Tanggal (Date)	Bulan (Month)	Juni / June '12		
		Transaksi (kali) Frequency (times)	Volume (lot) Volume (lots)	Open Interest (lots)
1		1383	3144	1
4		1513	3335	1
5		1564	3510	1
6		1562	3770	1
7		1589	3504	1
8		1166	3701	1
11		1542	3404	1
12		1637	3856	1
13		1522	3526	1
14		1442	3255	1
15		1516	3202	-
18		1769	3520	32
19		1713	3810	-
20		1656	3919	-
21		1686	4195	-
22		1466	3542	-
25		1584	3592	-
26		1491	3262	-
27		1536	3499	-
28		1405	3120	-
29		1313	2923	-
Tertinggi High		(18) 1769	(21) 4195	(18) 32
Terendah Low		(08) 1166	(29) 2923	(14) 1
Rata-Rata Average		1526	3504	4

**Kakao / Cocoa (CC5)**

Jakarta Futures Exchange (JFX)

Tanggal (Date)	Bulan (Month)	Juni / June '12		
		Transaksi (kali) Frequency (times)	Volume (lot) Volume (lots)	Open Interest (lots)
1		164	172	-
4		177	186	-
5		191	202	-
6		185	206	-
7		161	166	-
8		171	172	-
11		164	173	-
12		164	182	-
13		178	195	-
14		154	156	-
15		147	149	-
18		179	182	-
19		156	158	-
20		187	189	-
21		166	166	-
22		167	168	-
25		162	163	-
26		156	156	-
27		158	180	-
28		167	175	-
29		158	186	-
Tertinggi High		(05) 191	(06) 206	-
Terendah Low		(15) 147	(15) 149	-
Rata-Rata Average		167	175	-

**Emas / Gold (GOL)**  
Jakarta Futures Exchange (JFX)

Tanggal (Date)	Bulan (Month)	Juni / June '12		
		Transaksi (kali) Frequency (times)	Volume (lot) Volume (lots)	Open Interest (lots)
1		-	-	-
4		-	-	-
5		-	-	-
6		20	300	-
7		-	-	-
8		-	-	-
11		-	-	-
12		-	-	-
13		-	-	-
14		-	-	-
15		-	-	-
18		20	330	-
19		10	176	-
20		-	-	-
21		10	176	-
22		-	-	-
25		-	-	-
26		10	150	-
27		-	-	-
28		28	554	-
29		24	480	-
Tertinggi High		(28) 28	(28) 554	-
Terendah Low		(26) 10	(26) 150	-
Rata-Rata Average		17	309	-

**Emas / Gold (GOL250)**  
Jakarta Futures Exchange (JFX)

Tanggal (Date)	Bulan (Month)	Juni / June '12		
		Transaksi (kali) Frequency (times)	Volume (lot) Volume (lots)	Open Interest (lots)
1		-	-	-
4		10	12	-
5		16	56	-
6		20	300	-
7		12	16	-
8		6	6	-
11		-	-	-
12		14	36	-
13		14	36	-
14		8	8	-
15		4	40	-
18		36	388	-
19		18	176	-
20		8	8	-
21		14	208	-
22		16	36	-
25		6	6	-
26		18	158	-
27		26	76	-
28		34	614	-
29		94	498	-
Tertinggi High		(29) 94	(28) 614	-
Terendah Low		(15) 4	(08) 6	-
Rata-Rata Average		20	141	-

**Emas / Gold (GOLDGR)**  
Indonesia Commodity & Derivatives Exchange (ICDX)

Tanggal (Date)	Bulan (Month)	Juni / June '12		
		Transaksi (kali) Frequency (times)	Volume (lot) Volume (lots)	Open Interest (lots)
1		1	1	-
4		2	20	-
5		-	-	-
6		-	-	-
7		-	-	-
8		4	40	-
11		2	20	-
12		4	40	-
13		4	40	-
14		4	40	-
15		2	20	-
18		12	88	-
19		10	50	-
20		10	68	-
21		-	-	-
22		-	-	-
25		-	-	-
26		20	100	-
27		16	98	-
28		-	-	-
29		-	-	-
Tertinggi High		(26) 20	(26) 100	-
Terendah Low		(01) 1	(01) 1	-
Rata-Rata Average		7	48	-

**Gulir Emas / Rolling Gold (KGE)**  
Jakarta Futures Exchange (JFX)

Tanggal (Date)	Bulan (Month)	Juni / June '12		
		Transaksi (kali) Frequency (times)	Volume (lot) Volume (lots)	Open Interest (lots)
1		-	-	-
4		-	-	-
5		-	-	-
6		-	-	-
7		-	-	-
8		-	-	-
11		-	-	-
12		-	-	-
13		12	124	-
14		-	-	-
15		-	-	-
18		-	-	-
19		-	-	-
20		26	132	-
21		-	-	-
22		-	-	-
25		-	-	-
26		-	-	-
27		-	-	-
28		-	-	-
29		28	810	-
Tertinggi High		(29) 28	(29) 810	-
Terendah Low		(13) 12	(13) 124	-
Rata-Rata Average		22	355	-

**Gulir Emas / Rolling Gold (KGEUSD)**  
Jakarta Futures Exchange (JFX)

Tanggal (Date)	Bulan (Month)	Juni / June '12		
		Transaksi (kali) Frequency (times)	Volume (lot) Volume (lots)	Open Interest (lots)
1		-	-	-
4		-	-	-
5		1	20	48
6		-	-	-
7		-	-	-
8		-	-	-
11		2	21	48
12		8	152	48
13		-	-	-
14		7	181	48
15		18	18	30
18		2	2	28
19		14	14	14
20		-	-	-
21		-	-	-
22		-	-	-
25		-	-	-
26		-	-	-
27		12	220	14
28		3	3	14
29		-	-	-
Tertinggi High		(15) 18	(21) 220	(14) 48
Terendah Low		(05) 1	(07) 2	(28) 14
Rata-Rata Average		7	70	32

**Gulir Indeks Emas/Rolling Gold Index (KIE)**  
Jakarta Futures Exchange (JFX)

Tanggal (Date)	Bulan (Month)	Juni / June '12		
		Transaksi (kali) Frequency (times)	Volume (lot) Volume (lots)	Open Interest (lots)
1		-	-	-
4		-	-	-
5		-	-	-
6		-	-	-
7		-	-	-
8		-	-	-
11		10	160	14
12		-	-	-
13		2	20	14
14		-	-	-
15		-	-	-
18		2	10	14
19		-	-	-
20		17	230	14
21		17	236	14
22		20	400	34
25		23	341	14
26		14	240	14
27		42	761	14
28		-	-	-
29		-	-	-
Tertinggi High		(26) 42	(26) 761	(22) 34
Terendah Low		(21) 2	(15) 10	(27) 14
Rata-Rata Average		16	271	16

### Tunda Serah Emas (GOLDID)

Indonesia Commodity & Derivatives Exchange (ICDX)

Tanggal (Date)	Bulan (Month)	Juni / June '12		
		Transaksi (kali) <i>Frequency (times)</i>	Volume (lot) <i>Volume (lots)</i>	Open Interest (lots)
1		49	64	-
4		7	8	-
5		-	-	-
6		8	12	-
7		49	65	-
8		14	24	-
11		4	62	-
12		8	62	-
13		10	26	-
14		9	84	-
15		6	67	-
18		3	41	-
19		15	48	-
20		4	5	-
21		20	74	-
22		3	3	-
25		9	9	-
26		2	2	-
27		-	-	-
28		4	4	-
29		8	9	-
Tertinggi <i>High</i>		(09) 49	(22) 84	-
Terendah <i>Low</i>		(22) 2	(07) 2	-
Rata-Rata <i>Average</i>		12	35	-

### Tunda Serah Emas (GOLDUD)

Indonesia Commodity & Derivatives Exchange (ICDX)

Tanggal (Date)	Bulan (Month)	Juni / June '12		
		Transaksi (kali) <i>Frequency (times)</i>	Volume (lot) <i>Volume (lots)</i>	Open Interest (lots)
1		351	1509	-
4		112	424	-
5		53	307	-
6		84	330	-
7		214	1049	-
8		98	357	-
11		64	286	-
12		58	241	-
13		120	453	-
14		118	531	-
15		122	570	-
18		89	433	-
19		82	342	-
20		246	1071	-
21		50	211	-
22		17	45	-
25		30	115	-
26		39	151	-
27		65	445	-
28		110	537	-
29		97	645	-
Tertinggi <i>High</i>		(01) 351	(01) 1509	-
Terendah <i>Low</i>		(22) 17	(22) 45	-
Rata-Rata <i>Average</i>		106	479	-

**5. Jumlah dan Volume Transaksi, *Open Interest* dan Hari Perdagangan Selama Lima Tahun**  
***Frequency and Volume, Open Interest and Trading Days for Five Years***

Olein (OLE) Jakarta Futures Exchange (JFX)		Transaksi (Kali)/Frequency (Times)					Volume (lot) /Volume (Lots)					Open Interest pada akhir bulan (lot) / Open Interest at the End of This Month (Lots)					Hari Perdagangan / Trading Days (Days)				
No.	Bulan / Month	2008	2009	2010	2011	2012	2008	2009	2010	2011	2012	2008	2009	2010	2011	2012	2008	2009	2010	2011	2012
1	Januari/January	-	6	-	162	479	-	10	-	414	1,384	-	-	-	-	-	19	19	20	21	22
2	Pebruari/February	-	2	-	228	369	-	4	-	532	1,037	-	-	-	-	-	20	20	19	18	21
3	Maret/March	-	2	-	581	445	-	4	-	927	1,411	-	-	-	-	-	20	20	22	23	22
4	April/April	-	2	-	375	729	-	4	-	767	1,981	-	-	-	-	-	21	21	21	20	21
5	Mei/May	15	2	-	572	592	15	4	-	899	1,778	-	-	-	-	-	20	20	21	22	23
6	Juni/June	16	2	-	493	648	16	4	-	837	2,638	-	-	-	-	-	22	22	22	22	21
7	Juli/July	4	-	-	581		4	-	-	1,226		-	-	-	-	-	22	22	22	21	
8	Agustus/August	42	66	83	410		64	98	156	766		-	-	-	-	-	20	20	22	21	
9	September/September	46	-	191	483		106	-	437	1,234		-	-	-	-	-	18	18	19	22	
10	Oktober /October	74	-	135	414		184	-	389	1,198		-	-	-	-	-	22	22	21	21	
11	Nopember/November	29	-	134	482		69	-	440	1,828		-	-	-	-	-	20	20	21	22	
12	Desember/December	14	-	112	376		14	-	278	1,494		-	-	-	-	-	21	21	21	20	

**Olein (OLE10)**  
Jakarta Futures Exchange (JFX)

No.	Bulan / Month	Transaksi (Kali)/Frequency (Times)					Volume (lot) /Volume (Lots)					Open Interest pada akhir bulan (lot) / Open Interest at the End of This Month (Lots)					Hari Perdagangan / Trading Days (Days)				
		2008	2009	2010	2011	2012	2008	2009	2010	2011	2012	2008	2009	2010	2011	2012	2008	2009	2010	2011	2012
1	Januari/January	-	-	-	-	268	-	-	-	-	268	-	-	-	-	-	-	-	-	21	22
2	Pebruari/February	-	-	-	-	382	-	-	-	-	462	-	-	-	-	-	-	-	-	18	21
3	Maret/March	-	-	-	-	985	-	-	-	-	1,354	-	-	-	-	-	-	-	-	23	22
4	April/April	-	-	-	-	798	-	-	-	-	978	-	-	-	-	-	-	-	-	20	21
5	Mei/May	-	-	-	-	718	-	-	-	-	896	-	-	-	-	-	-	-	-	22	23
6	Juni/June	-	-	-	-	627	-	-	-	-	834	-	-	-	-	-	-	-	-	22	21
7	Juli/July	-	-	-	-	-	-	-	-	-	-	-	-	-	-	-	-	-	-	21	-
8	Agustus/August	-	-	-	-	-	-	-	-	-	-	-	-	-	-	-	-	-	-	21	-
9	September/September	-	-	-	-	-	-	-	-	-	-	-	-	-	-	-	-	-	-	22	-
10	Oktober /October	-	-	-	-	-	-	-	-	-	-	-	-	-	-	-	-	-	-	21	-
11	Nopember/November	-	-	-	-	-	-	-	-	-	-	-	-	-	-	-	-	-	-	22	-
12	Desember/December	-	-	-	264	-	-	-	-	380	-	-	-	-	-	-	-	-	-	20	-



**RBD PALM OLEIN (OLEINTR)**  
Indonesia Commodity & Derivatives Exchange (ICDX)

No.	Bulan / Month	Transaksi (Kali)/Frequency (Times)					Volume (lot) /Volume (Lots)					Open Interest pada akhir bulan (lot) / Open Interest at the End of This Month (Lots)					Hari Perdagangan / Trading Days (Days)				
		2008	2009	2010	2011	2012	2008	2009	2010	2011	2012	2008	2009	2010	2011	2012	2008	2009	2010	2011	2012
1	Januari/January	-	-	-	-	1,147	-	-	-	-	1,429	-	-	-	-	-	-	-	-	-	20
2	Pebruari/February	-	-	-	-	412	-	-	-	-	463	-	-	-	-	-	-	-	-	-	21
3	Maret/March	-	-	-	-	102	-	-	-	-	159	-	-	-	-	-	-	-	-	-	22
4	April/April	-	-	-	-	132	-	-	-	-	141	-	-	-	-	-	-	-	-	-	20
5	Mei/May	-	-	-	-	75	-	-	-	-	80	-	-	-	-	-	-	-	-	-	23
6	Juni/June	-	-	-	-	75	-	-	-	-	76	-	-	-	-	-	-	-	-	-	23
7	Juli/July	-	-	-	-	-	-	-	-	-	-	-	-	-	-	-	-	-	-	-	-
8	Agustus/August	-	-	-	-	-	-	-	-	-	-	-	-	-	-	-	-	-	-	-	-
9	September/September	-	-	-	-	-	-	-	-	-	-	-	-	-	-	-	-	-	-	-	-
10	Oktober /October	-	-	-	-	-	-	-	-	-	-	-	-	-	-	-	-	-	-	-	-
11	Nopember/November	-	-	-	-	-	-	-	-	-	-	-	-	-	-	-	-	-	-	-	-
12	Desember/December	-	-	-	1,340	-	-	-	-	-	-	-	-	-	-	-	-	-	-	22	-

**Crude Palm Oil (CPOTR)**

Indonesia Commodity &amp; Derivatives Exchange (ICDX)

No.	Bulan / Month	Transaksi (Kali)/Frequency (Times)					Volume (lot) /Volume (Lots)					Open Interest pada akhir bulan (lot) / Open Interest at the End of This Month (Lots)					Hari Perdagangan / Trading Days (Days)				
		2008	2009	2010	2011	2012	2008	2009	2010	2011	2012	2008	2009	2010	2011	2012	2008	2009	2010	2011	2012
1	Januari/January	-	-	-	11,233	23,091	-	-	-	42,734	62,550	-	-	-	-	-	-	-	-	21	20
2	Pebruari/February	-	-	-	9,314	24,920	-	-	-	41,249	63,681	-	-	-	-	-	-	-	-	17	21
3	Maret/March	-	-	-	14,623	26,098	-	-	-	53,366	70,885	-	-	-	-	-	-	-	-	23	22
4	April/April	-	-	-	13,521	27,884	-	-	-	46,543	66,325	-	-	-	-	-	-	-	-	20	20
5	Mei/May	-	-	-	11,492	29,663	-	-	-	53,018	70,602	-	-	-	-	-	-	-	-	22	23
6	Juni/June	-	-	-	11,492	34,535	-	-	-	53,018	73,589	-	-	-	-	-	-	-	-	22	21
7	Juli/July	-	-	-	12,458		-	-	-	63,061		-	-	-	-	-	-	-	-	21	
8	Agustus/August	-	-	-	15,293		-	-	-	56,212		-	-	-	-	-	-	-	-	23	
9	September/September	-	-	-	22,371		-	-	-	78,660		-	-	-	-	-	-	-	-	22	
10	Oktober /October	-	-	-	35,429		-	-	-	99,976		-	-	-	-	-	-	-	-	21	
11	Nopember/November	-	-	-	38,422		-	-	-	102,560		-	-	-	-	-	-	-	-	22	
12	Desember/December	-	-	-	31,436		-	-	-	79,287		-	-	-	-	-	-	-	-	22	

**Kakao / Cocoa (CC5)**  
Jakarta Futures Exchange (JFX)

No.	Bulan / Month	Transaksi (Kali)/Frequency (Times)					Volume (lot) /Volume (Lots)					Open Interest pada akhir bulan (lot) / Open Interest at the End of This Month (Lots)					Hari Perdagangan / Trading Days (Days)				
		2008	2009	2010	2011	2012	2008	2009	2010	2011	2012	2008	2009	2010	2011	2012	2008	2009	2010	2011	2012
1	Januari/January	-	-	-	-	2,205	-	-	-	-	3,520	-	-	-	-	-	-	-	-	-	22
2	Pebruari/February	36	109	133	226	81	40	223	133	602	1,001	-	1	-	-	-	20	20	19	18	21
3	Maret/March	-	-	-	-	4,099	-	-	-	-	4,187	-	-	-	-	-	-	-	-	-	22
4	April/April	-	-	-	-	3,003	-	-	-	-	4,785	-	-	-	-	-	-	-	-	-	21
5	Mei/May	-	-	-	-	3,338	-	-	-	-	3,665	-	-	-	-	-	-	-	-	-	23
6	Juni/June	-	-	-	-	3,512	-	-	-	-	3,682	-	-	-	-	-	-	-	-	-	21
7	Juli/July	-	-	-	-	-	-	-	-	-	-	-	-	-	-	-	-	-	-	-	-
8	Agustus/August	-	-	-	-	-	-	-	-	-	-	-	-	-	-	-	-	-	-	-	-
9	September/September	-	-	-	-	-	-	-	-	-	-	-	-	-	-	-	-	-	-	-	-
10	Oktober /October	-	-	-	-	-	-	-	-	-	-	-	-	-	-	-	-	-	-	-	-
11	Nopember/November	-	-	-	-	-	-	-	-	-	-	-	-	-	-	-	-	-	-	-	-
12	Desember/December	-	-	-	618	-	-	-	-	1,659	-	-	-	-	-	-	-	-	-	20	-

**Emas / Gold (GOL)**

Jakarta Futures Exchange (JFX)

No.	Bulan / Month	Transaksi (Kali)/Frequency (Times)					Volume (lot) /Volume (Lots)					Open Interest pada akhir bulan (lot) / Open Interest at the End of This Month (Lots)					Hari Perdagangan / Trading Days (Days)				
		2008	2009	2010	2011	2012	2008	2009	2010	2011	2012	2008	2009	2010	2011	2012	2008	2009	2010	2011	2012
1	Januari/January	96	106	173	172	106	96	208	173	336	1,021	-	-	-	-	-	20	19	20	21	22
2	Pebruari/February	36	109	133	226	81	40	223	133	602	1,001	-	1	-	-	-	20	20	19	18	21
3	Maret/March	-	126	148	242	189	-	249	148	557	1,364	-	1	-	-	-	17	20	22	23	22
4	April/April	-	112	140	208	140	-	222	140	580	1,470	-	-	-	-	-	22	21	21	20	21
5	Mei/May	-	127	131	181	98	-	246	135	390	1,144	-	-	-	-	-	20	20	21	22	23
6	Juni/June	-	177	150	188	122	-	326	155	548	2,166	-	-	-	-	-	21	22	22	22	21
7	Juli/July	-	50	158	202		-	78	166	800		-	-	-	-		22	22	22	21	
8	Agustus/August	-	137	206	128		-	260	266	398		-	-	-	-		20	20	22	21	
9	September/September	-	152	289	190		-	303	489	928		-	-	17	-		20	18	19	22	
10	Oktober /October	-	198	245	224		-	379	485	1,092		-	-	-	-		20	22	21	21	
11	Nopember/November	78	190	205	143		177	345	471	1,997		-	-	-	-		20	20	21	22	
12	Desember/December	166	118	181	106		230	250	333	946		-	-	-	15		19	21	21	20	

**Emas / Gold (GOL250)**  
Jakarta Futures Exchange (JFX)

No.	Bulan / Month	Transaksi (Kali)/Frequency (Times)					Volume (lot) /Volume (Lots)					Open Interest pada akhir bulan (lot) / Open Interest at the End of This Month (Lots)					Hari Perdagangan / Trading Days (Days)				
		2008	2009	2010	2011	2012	2008	2009	2010	2011	2012	2008	2009	2010	2011	2012	2008	2009	2010	2011	2012
1	Januari/January	-	-	-	599	449	-	-	-	1,427	2,007	-	-	-	-	-	-	-	-	21	22
2	Pebruari/February	-	-	-	470	395	-	-	-	1,369	2,047	-	-	-	-	-	-	-	-	18	21
3	Maret/March	-	-	-	386	534	-	-	-	977	2,043	-	-	-	-	-	-	-	-	23	22
4	April/April	-	-	-	356	639	-	-	-	982	2,143	-	-	-	-	-	-	-	-	20	21
5	Mei/May	-	-	-	293	817	-	-	-	1,103	1,144	-	-	-	-	-	-	-	-	22	23
6	Juni/June	-	-	-	331	374	-	-	-	1,206	2,678	-	-	-	-	-	-	-	-	22	21
7	Juli/July	-	-	-	343		-	-	-	1,648		-	-	-	-	-	-	-	-	21	
8	Agustus/August	-	-	-	255		-	-	-	1,144		-	-	-	-	-	-	-	-	21	
9	September/September	-	-	-	432		-	-	-	2,312		-	-	-	-	-	-	-	-	22	
10	Oktober /October	-	-	-	557		-	-	-	2,360		-	-	-	-	-	-	-	-	21	
11	Nopember/November	-	-	-	487		-	-	-	2,324		-	-	-	-	-	-	-	-	22	
12	Desember/December	-	-	-	537		-	-	-	2,347		-	-	-	-	-	-	-	-	20	

**Emas / Gold (GOLDGR)**

Indonesia Commodity &amp; Derivatives Exchange (ICDX)

No.	Bulan / Month	Transaksi (Kali)/Frequency (Times)					Volume (lot) /Volume (Lots)					Open Interest pada akhir bulan (lot) / Open Interest at the End of This Month (Lots)					Hari Perdagangan / Trading Days (Days)				
		2008	2009	2010	2011	2012	2008	2009	2010	2011	2012	2008	2009	2010	2011	2012	2008	2009	2010	2011	2012
1	Januari/January	-	-	-	235	43	-	-	-	780	235	-	-	-	-	-	-	-	-	21	20
2	Pebruari/February	-	-	-	221	101	-	-	-	630	397	-	-	-	-	-	-	-	-	17	21
3	Maret/March	-	-	-	461	32	-	-	-	1,265	348	-	-	-	-	-	-	-	-	23	22
4	April/April	-	-	-	432	61	-	-	-	1,284	397	-	-	-	-	-	-	-	-	18	20
5	Mei/May	-	-	-	1,143	62	-	-	-	2,264	466	-	-	-	-	-	-	-	-	22	23
6	Juni/June	-	-	-	551	91	-	-	-	1,107	625	-	-	-	-	-	-	-	-	22	21
7	Juli/July	-	-	-	479		-	-	-	882		-	-	-	-	-	-	-	-	21	
8	Agustus/August	-	-	-	728		-	-	-	1,903		-	-	-	-	-	-	-	-	23	
9	September/September	-	-	-	231		-	-	-	618		-	-	-	-	-	-	-	-	22	
10	Oktober /October	-	-	-	266		-	-	-	989		-	-	-	-	-	-	-	-	21	
11	Nopember/November	-	-	-	178		-	-	-	668		-	-	-	-	-	-	-	-	22	
12	Desember/December	-	-	-	86		-	-	-	419		-	-	-	-	-	-	-	-	22	

**Gulir Emas / Rolling Gold (KGE)**  
Jakarta Futures Exchange (JFX)

No.	Bulan / Month	Transaksi (Kali)/Frequency (Times)					Volume (lot) /Volume (Lots)					Open Interest pada akhir bulan (lot) / Open Interest at the End of This Month (Lots)					Hari Perdagangan / Trading Days (Days)				
		2008	2009	2010	2011	2012	2008	2009	2010	2011	2012	2008	2009	2010	2011	2012	2008	2009	2010	2011	2012
1	Januari/January	-	-	-	-	-	-	-	-	-	-	-	-	-	-	-	20	19	20	21	22
2	Pebruari/February	-	-	-	-	-	-	-	-	-	-	-	-	-	-	-	20	20	19	18	21
3	Maret/March	-	-	-	-	2	-	-	-	-	2	-	-	-	-	-	17	20	22	23	22
4	April/April	-	-	-	-	56	-	-	-	-	1,918	-	-	-	-	2	22	21	21	20	21
5	Mei/May	-	-	-	-	38	-	-	-	-	1,940	-	-	-	-	-	20	20	21	22	23
6	Juni/June	334	-	-	-	66	328	-	-	-	1,066	-	-	-	-	-	21	22	22	22	22
7	Juli/July	296	-	-	-	-	695	-	-	-	-	-	-	-	-	-	22	22	22	21	-
8	Agustus/August	422	-	1	-	-	422	-	1	-	-	-	-	-	-	-	20	20	22	21	-
9	September/September	342	-	140	-	-	436	-	172	-	-	-	-	-	-	-	20	18	19	22	-
10	Oktober /October	588	-	100	-	-	3,060	-	100	-	-	-	-	-	-	-	20	22	21	21	-
11	Nopember/November	66	-	10	-	-	66	-	20	-	-	-	-	-	-	-	20	20	21	22	-
12	Desember/December	16	-	-	-	-	96	-	-	-	-	-	-	-	-	-	19	21	21	20	-

**Gulir Emas / Rolling Gold (KGEUSD)**  
Jakarta Futures Exchange (JFX)

No.	Bulan / Month	Transaksi (Kali)/Frequency (Times)					Volume (lot) /Volume (Lots)					Open Interest pada akhir bulan (lot) / Open Interest at the End of This Month (Lots)					Hari Perdagangan / Trading Days (Days)				
		2008	2009	2010	2011	2012	2008	2009	2010	2011	2012	2008	2009	2010	2011	2012	2008	2009	2010	2011	2012
1	Januari/January	-	-	180	163	68	-	-	224	910	1,488	-	-	21	-	-	-	19	20	21	22
2	Pebruari/February	-	29	60	126	92	-	63	73	730	1,590	-	5	11	-	-	-	20	19	18	21
3	Maret/March	-	55	-	138	50	-	81	-	836	1,100	-	6	11	-	-	-	20	22	23	22
4	April/April	-	62	-	150	101	-	95	-	941	1,072	-	2	11	-	11	-	21	21	20	21
5	Mei/May	-	108	-	147	266	-	143	-	928	1,805	-	5	11	-	48	-	20	21	22	23
6	Juni/June	-	100	-	150	67	-	104	-	940	631	-	3	11	-	14	-	22	22	22	21
7	Juli/July	-	68	-	132	-	-	70	-	1,171	-	-	3	11	13	-	-	22	22	21	-
8	Agustus/August	-	61	-	79	-	-	50	-	1,162	-	-	5	11	36	-	-	20	22	21	-
9	September/September	-	168	164	72	-	-	178	962	1,170	-	-	6	21	80	-	-	18	19	22	-
10	Oktober /October	-	371	170	82	-	-	398	954	1,062	-	-	15	-	82	-	-	22	21	21	-
11	Nopember/November	-	341	163	64	-	-	384	910	1,176	-	-	5	-	82	-	-	20	21	22	-
12	Desember/December	-	469	163	70	-	-	672	910	1,589	-	-	53	-	-	-	-	21	21	20	-



**Gulir Indeks Emas/Rolling Gold Index (KIE)**  
Jakarta Futures Exchange (JFX)

No.	Bulan / Month	Transaksi (Kali)/Frequency (Times)					Volume (lot) /Volume (Lots)					Open Interest pada akhir bulan (lot) / Open Interest at the End of This Month (Lots)					Hari Perdagangan / Trading Days (Days)				
		2008	2009	2010	2011	2012	2008	2009	2010	2011	2012	2008	2009	2010	2011	2012	2008	2009	2010	2011	2012
1	Januari/January	188	210	44	107	171	5,330	471	729	863	2,122	4,434	1,250	1,302	60	246	20	19	20	21	22
2	Pebruari/February	125	154	19	118	146	2,210	438	297	898	1,810	3,187	1,253	1,062	87	-	20	20	19	18	21
3	Maret/March	226	124	2	158	142	1,840	317	8	1,425	2,206	4,107	1,192	1,054	92	-	17	20	22	23	22
4	April/April	263	172	7	97	281	5,070	503	19	844	2,653	4,062	1,131	1,035	119	14	22	21	21	20	21
5	Mei/May	1,816	106	20	108	146	2,267	213	365	1,075	2,388	4,076	1,149	1,292	119	14	20	20	21	22	23
6	Juni/June	4,521	132	11	109	147	4,521	580	209	1,073	2,398	1,645	1,162	1,086	121	14	21	22	22	22	21
7	Juli/July	137	150	6	157		1,799	767	55	1,705		1,082	1,148	1,034	121		22	22	22	21	
8	Agustus/August	156	80	6	234		1,713	333	17	2,529		1,331	1,353	1,040	140		20	20	22	21	
9	September/September	326	86	86	216		4,077	500	422	2,480		2,451	1,258	1,040	154		20	18	19	22	
10	Oktober /October	564	229	92	242		7,142	2,356	542	2,907		1,184	1,347	50	154		20	22	21	21	
11	Nopember/November	542	138	157	206		8,218	974	984	2,464		1,218	1,335	-	158		20	20	21	22	
12	Desember/December	539	43	126	176		900	253	809	2,116		1,205	1,335	-	-		19	21	21	20	

**Tunda Serah Emas (GOLDID)**  
Indonesia Commodity & Derivatives Exchange (ICDX)

No.	Bulan / Month	Transaksi (Kali)/Frequency (Times)					Volume (lot) /Volume (Lots)					Open Interest pada akhir bulan (lot) / Open Interest at the End of This Month (Lots)					Hari Perdagangan / Trading Days (Days)				
		2008	2009	2010	2011	2012	2008	2009	2010	2011	2012	2008	2009	2010	2011	2012	2008	2009	2010	2011	2012
1	Januari/January	-	-	-	-	394	-	-	-	-	911	-	-	-	-	-	-	-	-	-	20
2	Pebruari/February	-	-	-	-	259	-	-	-	-	488	-	-	-	-	-	-	-	-	-	21
3	Maret/March	-	-	-	-	300	-	-	-	-	569	-	-	-	-	-	-	-	-	-	22
4	April/April	-	-	-	187	282	-	-	-	2,139	472	-	-	-	-	-	-	-	-	18	20
5	Mei/May	-	-	-	235	245	-	-	-	1,011	509	-	-	-	-	-	-	-	-	22	23
6	Juni/June	-	-	-	298	233	-	-	-	630	669	-	-	-	-	-	-	-	-	22	21
7	Juli/July	-	-	-	199		-	-	-	418		-	-	-	-	-	-	-	-	21	
8	Agustus/August	-	-	-	435		-	-	-	1,251		-	-	-	-	-	-	-	-	23	
9	September/September	-	-	-	241		-	-	-	639		-	-	-	-	-	-	-	-	22	
10	Oktober /October	-	-	-	78		-	-	-	217		-	-	-	-	-	-	-	-	21	
11	Nopember/November	-	-	-	117		-	-	-	355		-	-	-	-	-	-	-	-	22	
12	Desember/December	-	-	-	212		-	-	-	355		-	-	-	-	-	-	-	-	22	

**Tunda Serah Emas (GOLDUD)**  
Indonesia Commodity & Derivatives Exchange (ICDX)

No.	Bulan / Month	Transaksi (Kali)/Frequency (Times)					Volume (lot) /Volume (Lots)					Open Interest pada akhir bulan (lot) / Open Interest at the End of This Month (Lots)					Hari Perdagangan / Trading Days (Days)				
		2008	2009	2010	2011	2012	2008	2009	2010	2011	2012	2008	2009	2010	2011	2012	2008	2009	2010	2011	2012
1	Januari/January	-	-	-	-	1,173	-	-	-	-	4,687	-	-	-	-	-	-	-	-	-	20
2	Pebruari/February	-	-	-	-	3,496	-	-	-	-	10,596	-	-	-	-	-	-	-	-	-	21
3	Maret/March	-	-	-	-	2,222	-	-	-	-	8,713	-	-	-	-	-	-	-	-	-	22
4	April/April	-	-	-	492	5,575	-	-	-	9,845	17,994	-	-	-	-	-	-	-	-	18	20
5	Mei/May	-	-	-	1,084	3,275	-	-	-	21,456	14,333	-	-	-	-	-	-	-	-	22	23
6	Juni/June	-	-	-	1,118	2,233	-	-	-	6,499	10,052	-	-	-	-	-	-	-	-	22	21
7	Juli/July	-	-	-	1,843		-	-	-	5,719		-	-	-	-	-	-	-	-	21	
8	Agustus/August	-	-	-	2,026		-	-	-	8,804		-	-	-	-	-	-	-	-	23	
9	September/September	-	-	-	1,194		-	-	-	4,192		-	-	-	-	-	-	-	-	22	
10	Oktober /October	-	-	-	1,323		-	-	-	3,007		-	-	-	-	-	-	-	-	21	
11	Nopember/November	-	-	-	3,396		-	-	-	13,035		-	-	-	-	-	-	-	-	22	
12	Desember/December	-	-	-	1,312		-	-	-	6,391		-	-	-	-	-	-	-	-	22	

**6. Harga Komoditi**  
**Di Pasar Spot Lokal dan Internasional**  
*Prices of Commodities at Local Spots and International Markets*

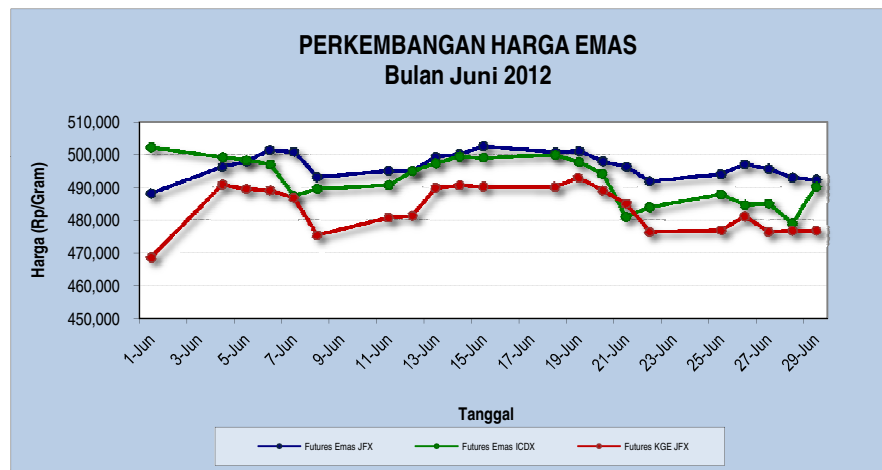
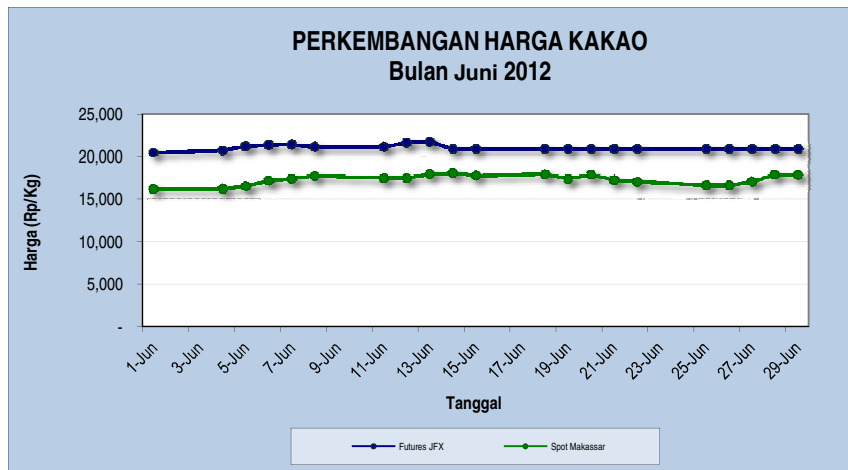
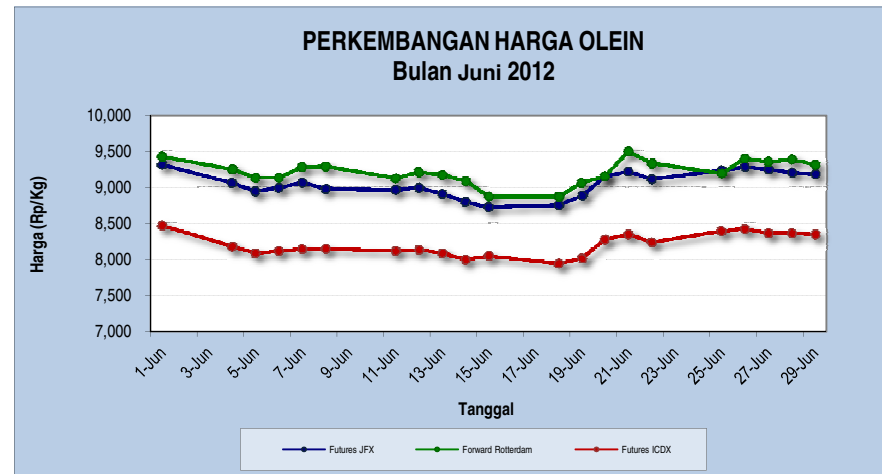
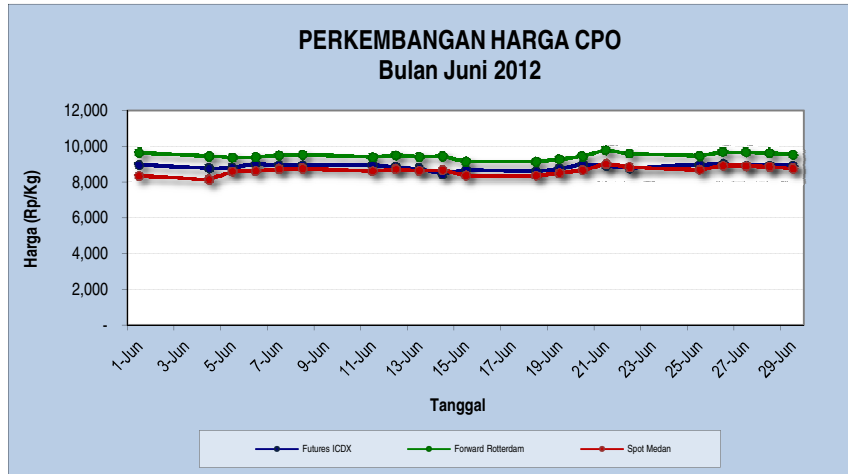
Juni / June 2012																											
NO.	KOMODITAS	PASAR	BULAN PENYERAHAN	TANGGAL																				Rata2 bulan ini	Rata2 bulan lalu	Perubahan	
				1	4	5	6	7	8	11	12	13	14	15	18	19	20	21	22	25	26	27	28				29
1.	Minyak Kelapa Sawit	Rotterdam (US\$/Ton)	Jul'12	-	-	-	-	1,010.0	-	-	-	-	-	962.5	965.0	980.0	-	1,030.0	-	-	-	-	-	-	989.5	-	-
			Jul'12/Sep'12	1,030.0	995.0	987.5	990.0	-	1,007.5	992.5	1,002.5	992.5	995.0	965.0	967.5	980.0	995.0	1,030.0	1,010.0	995.0	1,020.0	1,017.5	1,012.5	1,002.5	999.4	1,096.9	(97.52)
			Okt'12/Des'12	1,025.0	990.0	982.5	987.5	1,005.0	1,005.0	967.5	997.5	990.0	990.0	962.5	965.0	980.0	995.0	1,025.0	1,010.0	992.5	1,017.5	1,012.5	1,012.5	1,002.5	996.0	1,060.0	(64.05)
			Jan'13/Mar'13	-	-	-	988	-	-	-	-	-	-	-	-	-	-	-	-	993	-	1,013	-	-	998	-	-
		Medan (Rp/Kg)	SPOT	8,326	8,130	8,582	8,607	8,712	8,743	8,602	8,710	8,622	8,657	8,350	8,347	8,489	8,653	8,992	8,803	8,668	8,895	8,876	8,834	8,739	8,635	8,867	(232.0)
2.	Olein	Rotterdam (US\$/Ton)	Jul'12/Sep'12	1,010.0	977.5	965.0	965.0	990.0	985.0	967.5	975.0	970.0	960.0	937.5	940.0	-	-	-	-	-	-	-	-	-	970.2	1,082.6	(112.42)
			Ags'12/Sep'12	-	-	-	-	-	-	-	-	-	-	-	-	-	967.5	1,002.5	985.0	970.0	992.5	987.5	990.0	982.5	984.7	-	-
			Okt'12/Des'12	1,002.5	970.0	965.0	965.0	990.0	982.5	965.0	975.0	970.0	962.5	940.0	940.0	960.0	975.0	1,002.5	987.5	972.5	995.0	990.0	992.5	982.5	975.5	1,068.8	(93.33)
			Jan'13/Mar'13	-	-	-	-	990.0	-	-	-	-	962.5	940.0	-	-	972.5	-	-	970.0	995.0	987.5	992.5	982.5	976.9	1,050.0	(73.06)
		Jakarta (Rp/Kg)	SPOT	9,370.0	9,315.0	9,060.0	8,945.0	8,995.0	9,065.0	8,980.0	8,965.0	8,995.0	8,910.0	8,800.0	8,725.0	8,755.0	8,885.0	9,150.0	9,220.0	9,115.0	9,235.0	9,285.0	9,250.0	9,205.0	9,058.3	9,729.1	(670.72)
3.	Minyak Kelapa	Rotterdam (US\$/Ton)	Jun'12/Jul'12	1,110.0	1,060.0	-	1,050.0	1,075.0	1,055.0	1,030.0	1,050.0	1,010.0	-	-	-	-	-	-	1,080.0	-	-	-	-	-	1,057.8	1,176.2	(118.4)
			Jul'12/Ags'12	1,110.0	1,060.0	1,065.0	1,050.0	1,075.0	1,065.0	1,040.0	1,055.0	1,025.0	1,000.0	1,000.0	-	-	1,040.0	1,075.0	1,090.0	1,065.0	1,100.0	1,100.0	-	1,075.0	1,060.6	1,120.4	(59.8)
			Ags'12/Sep'12	1,120	1,065	1,065	1,050	-	1,085	1,050	1,075	1,035	1,030	1,030	1,015	1,030	1,045	1,080	1,100	1,085	1,110	1,110	1,095	1,110	1,069	1,111.3	(42.0)
			Bitung (Rp/Kg)	SPOT	10,039.0	9,701.0	9,749.0	9,607.0	9,753.0	9,623.0	9,384.0	9,590.0	9,215.0	9,132.0	9,132.0	9,246.0	9,389.0	9,510.0	9,855.0	9,903.0	9,766.0	10,091.0	10,096.0	10,054.0	9,862.0	9,652.2	10,608.8
4.	Kakao	New York (US\$/Ton)	Jul'12	2,083	2,063	2,094	2,163	2,203	2,226	2,200	2,197	2,249	2,257	2,225	-	-	-	-	-	-	-	-	-	-	2,178	2,238	(59.8)
			Sep'12	2,088	2,067	2,098	2,166	2,192	2,208	2,185	2,178	2,231	2,259	2,263	2,247	2,189	2,235	2,169	2,147	2,102	2,102	2,149	2,232	2,230	2,178	2,250	(72.4)
			Des'12	2,104	2,084	2,116	2,182	2,201	2,218	2,196	2,187	2,238	2,267	2,273	2,255	2,201	2,245	2,181	2,157	2,115	2,115	2,161	2,242	2,243	2,190	2,261	(71.6)
			Makassar (Rp/Kg)	SPOT	16,174	16,210	16,503	17,160	17,372	17,696	17,451	17,450	17,955	18,055	17,753	17,904	17,356	17,838	17,231	17,023	16,609	16,591	17,046	17,841	17,822	17,288	17,531

Sambungan / Continued

Juni / June 2012

NO.	KOMODITAS	PASAR	BULAN PENYERAHAN	TANGGAL																				Rata2 bulan ini	Rata2 bulan lalu	Perubahan	
				1	4	5	6	7	8	11	12	13	14	15	18	19	20	21	22	25	26	27	28				29
5.	Kopi Arabika	New York (Sen US\$/Lbs)	Jul'12	160.65	157.50	158.45	156.20	155.90	156.65	155.60	155.10	154.20	152.50	149.20	150.50	149.55	156.60	150.75	157.75	155.15	158.70	165.40	164.50	164.50	156.45	174.55	(18.1)
			Sep'12	163.0	159.9	160.8	158.5	158.0	158.4	157.4	156.7	155.4	154.2	151.1	152.0	151.5	158.8	152.4	158.8	155.9	158.8	165.8	164.9	164.9	157.9	176.9	(19.0)
			Des'12	166.7	163.7	164.7	162.4	161.8	162.1	161.0	160.2	158.7	157.6	154.4	155.3	154.8	162.2	155.9	162.0	159.1	162.0	169.0	168.1	168.1	161.4	180.3	(18.9)
6.	Kopi Robusta	London (US\$/Ton)	Jul'12	2,180	2,158	2,158	2,158	-	2,123	2,074	2,062	2,062	2,090	2,093	2,095	2,066	2,082	2,062	2,059	2,016	2,912	2,042	2,062	2,054	2,130	2,112	18.2
			Sep'12	2,162	2,143	2,143	2,143	2,164	2,127	2,078	2,071	2,070	2,099	2,104	2,106	2,079	2,101	2,086	2,079	2,032	2,030	2,080	2,098	2,089	2,099	2,112	(13.0)
			Nov'12	2,147	2,127	2,127	2,127	2,144	2,117	2,072	2,063	2,059	2,084	2,088	2,090	2,065	2,088	2,076	2,073	2,033	2,029	2,080	2,100	2,087	2,089	2,099	(9.7)
		B. Lampung (Rp/Kg)	SPOT	19,176	19,176	-	19,176	19,854	19,617	20,504	17,600	19,723	19,581	19,503	19,503	19,366	17,500	19,537	17,600	19,023	19,518	19,224	18,771	18,805	19,138	16,579	2,559.0
7.	Karet	Singapore(TSR-20)	Jul'12	315.0	304.5	286.9	281.5	286.9	284.7	280.0	284.9	285.4	285.0	286.1	295.5	298.9	294.5	296.6	288.6	276.8	278.8	278.8	278.4	279.4	288.0	351.2	(63.3)
			Agst'12	316.0	305.5	287.8	281.5	287.5	285.0	281.0	286.5	285.5	286.4	287.2	296.0	298.9	296.0	296.7	289.1	276.7	279.1	279.0	280.2	279.0	288.6	343.9	(55.3)
			Sep'12	316.5	306.0	288.0	283.9	289.0	285.7	280.3	286.2	285.8	286.1	287.5	295.5	299.2	295.5	296.9	289.9	279.5	280.0	280.0	280.7	279.6	289.1	-	-
			Palembang (Rp/Kg)	SPOT	29,072	28,505	26,818	26,313	26,569	26,526	26,082	26,587	26,654	26,652	26,757	27,559	27,880	27,537	27,765	27,008	25,909	26,071	26,085	26,155	26,155	26,889	31,450
8.	Jagung	Chicago (Sen US\$/Bushel)	Jul'12	555.25	551.50	568.00	567.50	586.25	594.00	598.00	592.00	584.00	592.50	601.50	579.50	599.50	612.50	611.75	586.50	591.00	631.00	646.00	649.50	652.00	597.61	600.93	(3.3)
			Sep'12	525.50	514.75	527.50	516.00	527.25	543.00	551.00	540.50	526.50	515.00	520.75	509.50	537.00	567.50	568.75	550.25	551.25	591.25	619.50	627.50	626.25	550.31	530.74	19.6
			Des'12	522.00	510.00	523.75	507.70	519.50	536.00	544.00	534.00	522.50	510.50	516.00	506.00	534.00	563.50	566.50	550.00	554.00	594.00	624.00	633.00	632.25	547.77	513.17	34.6
			B. Lampung (Rp/Kg)	SPOT	1,624	1,638	1,678	1,677	1,705	1,735	1,744	1,733	1,715	1,737	1,759	1,701	1,749	1,785	1,785	1,724	1,736	1,830	1,867	1,877	1,883	1,747	1,769
9.	Lada Putih Muntok	London (US\$/Ton)	SPOT	9,950	9,950	9,950	9,950	9,950	9,950	9,900	9,900	9,900	9,900	9,900	9,850	9,850	9,850	9,850	9,850	9,900	9,900	9,900	9,900	9,900	9,902	9,821	80.95
			Jun'12	-	9800.00	9,800	9,800	9,800	9,800	9,800	9,800	9,800	9,800	9,800	9,750	9,750	9,750	9,750	9,750	9,800	9,800	9,800	9,800	9,800	9,788	-	-
			Pangkal Pinang (Rp/Kg)	SPOT	81,732	82,879	82,879	82,897	82,102	82,615	82,189	82,321	82,382	82,496	82,496	81,807	81,807	82,025	82,113	82,113	82,602	82,514	82,558	82,602	82,602	82,368	82,882
10.	Lada Hitam ASTA	London (US\$/Ton)	SPOT	-	-	-	-	-	-	-	-	-	-	-	-	-	-	-	-	-	-	-	-	-	-	7,428.57	(7,428.57)
			Jun'12	-	7650.00	7650.00	7650.00	7650.00	7650.00	7500.00	7500.00	7500.00	7500.00	7500.00	7400.00	7400.00	7400.00	7400.00	7400.00	7,450	7,450	7,450	7,450	-	7,502.60	-	-
			B.Lampung (Rp/Kg)	SPOT	54,920	55,686	55,686	55,698	55,167	55,509	54,394	54,480	54,521	54,596	54,596	53,678	53,678	53,821	53,878	53,878	54,291	54,234	54,263	54,291	54,291	54,550	53,455

## 7. Grafik Perkembangan Harga Komoditi *Historical Commodity Price Charts*



## 8. Rekapitulasi Penyelenggaraan Pasar Lelang *Auction Market Activities Recapitulation*

Juni / June 2012

NO	TANGGAL	PENYELENGGARA	TRANSAKSI	KOMODITI	JUMLAH PENJUAL	JUMLAH PEMBELI
1	04 Juni 2012	Gorontalo	Rp 2,650,000,000	Cengkeh, Jahe, Kopra, Kunyit	13	3
2	06 Juni 2012	DKI Jakarta	Rp 10,450,000,000	Bawang merah, beras, cabe, jagung, kentang	7	8
3	12 Juni 2012	Jawa Barat	Rp 11,822,500,000	Beras, cabe, gula pasir	7	2
4	18 Juni 2012	Sumatera Barat	Rp 851,824,000	Beras, emping, kemiri, ikan, keripik, kerupuk, kopi, kue, makanan ringan, pinang	305	88
5	19 Juni 2012	Jawa Timur	Rp 2,896,750,000	Coklat, jeruk, kacang hijau, kopi, makanan, pinang	205	47
6	27 Juni 2012	Sulawesi Utara	Rp 12,350,850,000	Beras, cengkeh, gula merah, coklat, ikan, jagung, kacang merah, telur bebek, udang	16	11
7	27 Juni 2012	DI Yogyakarta	Rp 14,262,250,000	Bawang merah, belimbing, beras, cabe, cengkeh, coklat, gula pasir, kacang tanah, jagung, kopi, kentang, minyak goreng	12	6
8	27 Juni 2012	NTB	Rp 1,074,241,000	Gula aren, jagung, kacang hijau, kemiri, kepiting, kopi, madu, telur asin	17	1
9	27-28 Juni 2012	Jawa Tengah	Rp 23,087,400,000	Bawang merah, beras, buah-buahan, gula kelapa, jagung, jeruk, jambu, kapulaga, kentang, kopi, minyak goreng, sapi	59	6
<b>TOTAL TRANSAKSI</b>			<b>Rp 79,445,815,000</b>			