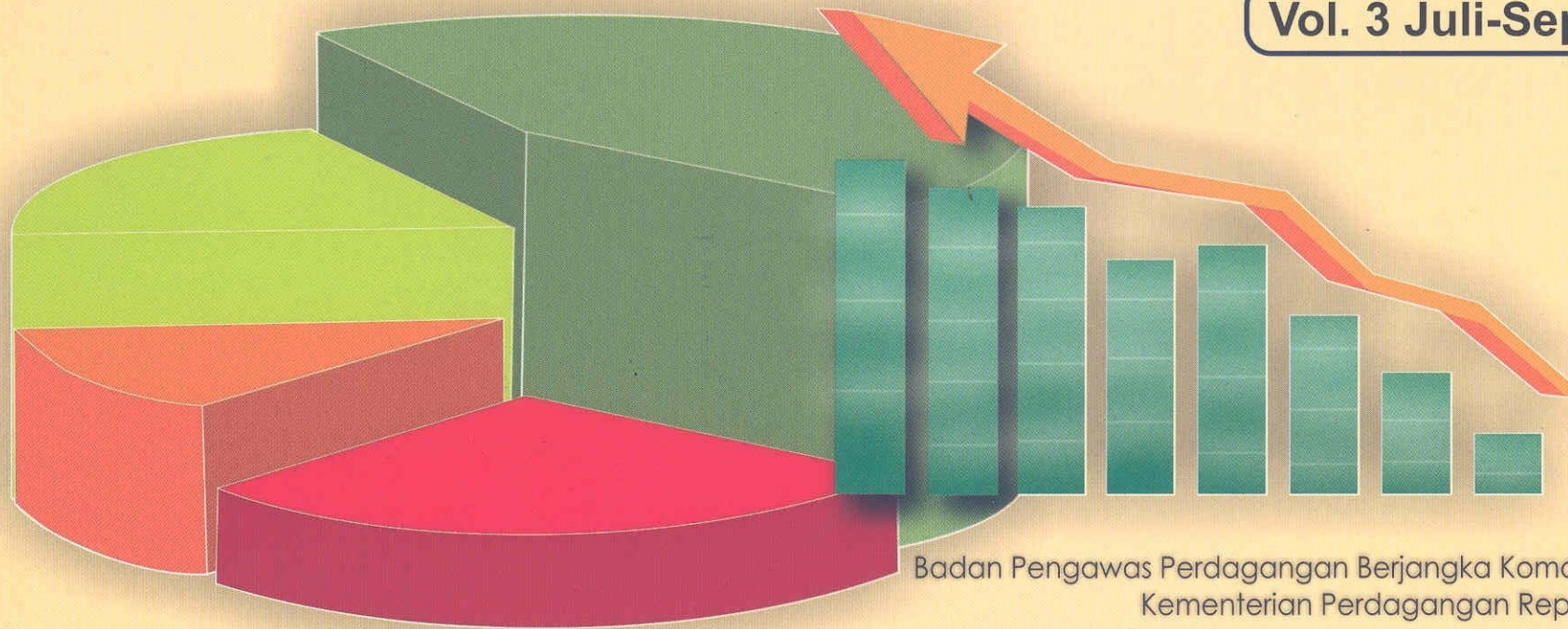


STATISTIK PERDAGANGAN BERJANGKA KOMODITI INDONESIA

Commodity Futures Trading Statistics Indonesia

Vol. 3 Juli-September



Badan Pengawas Perdagangan Berjangka Komoditi (Bappebti)
Kementerian Perdagangan Republik Indonesia
Commodity Futures Trading Regulatory Agency
Ministry of Trade Republic of Indonesia

KATA PENGANTAR

Badan Pengawas Perdagangan Berjangka Komoditi (Bappebti) dengan bangga menerbitkan Buku Triwulan untuk Statistik Perdagangan Berjangka di Indonesia. Data transaksi perdagangan berjangka di dalam buku ini bersumber dari Jakarta Futures Exchange (JFX) dan Bursa Komoditi & Derivatif Indonesia (BKDI), sementara untuk harga komoditi di pasar fisik bersumber dari Reuters yang diolah oleh Bappebti dan rekap transaksi pasar lelang bersumber dari tiap daerah penyelenggara pasar lelang yang diolah oleh Bappebti.

Buku ini memuat informasi penting mengenai data transaksi fisik dan berjangka harian, seperti harga, volume perdagangan, *Open Interest* dan lain-lain.

Buku Triwulan Statistik diharapkan dapat membantu pembaca untuk mengetahui bagaimana perkembangan yang terjadi di pasar berjangka dan kaitannya dengan harga di pasar fisik. Diharapkan pula pembaca dapat menggunakan kemampuan analisisnya untuk memperoleh keinginan yang diperlukan.

Penghargaan dan terima kasih disampaikan kepada semua pihak yang telah membantu penyediaan data dan dokumen dasar ke Bappebti dalam penyusunan Buku Statistik Perdagangan Berjangka di Indonesia.

Kepada para pemakai data diharapkan saran dan kritik yang membangun guna penyempurnaan penerbitan buku ini.

Jakarta, Oktober 2012

FOREWORD

The Commodity Futures Trading Regulatory Agency (CoFTRA) is proud to publish books for Statistics Quarterly Futures Trading in Indonesia. Futures trading transaction data in this book comes from the Jakarta Futures Exchange (JFX) and Indonesia Commodity & Derivatives Exchange (ICDX), while for the price of commodities in the physical market are sourced from Reuters and processed by CoFTRA, the auction market transactions are sourced from each region organizers auction market which is collected and arranged by CoFTRA.

This books contains important information on daily physical and futures transaction data such as price, trade volume, open interest, etc.

Books Quarterly Statistics is expected to help the reader to find out how developments in the futures market and its relation with the physical market price. Is also expected that the reader can use the analytical ability to obtain the necessary desire.

Appreciation and gratitude conveyed to all those who have helped provide basic data and documents into CoFTRA in preparing the Book Futures Trade Statistics in Indonesia.

To the users of data expected to suggestions and constructive criticism in order to improve the publication of this book.

Jakarta, Oktober 2012

TEKNIK PENYAJIAN

Data statistik Perdagangan Berjangka Indonesia ini mulai didiseminasikan bulan Januari 2003. Data bersumber dari laporan harian yang disampaikan oleh PT. Jakarta Futures Exchange (JFX) dan Bursa Komoditi & Derivatif Indonesia (BKDI) kepada Badan Pengawas Perdagangan Berjangka Komoditi serta laporan transaksi pasar lelang yang disampaikan oleh penyelenggara lelang di masing-masing daerah. Cakupan penyajian dalam bentuk tabel meliputi hal-hal sebagai berikut :

1. Himpunan laporan harian transaksi kontrak-kontrak berjangka di BBJ dan BKDI yang disajikan secara bulanan.
2. Satuan kontrak untuk Olein 1 lot (OLE) = 20 ton ; 1 lot (OLE10) = 10 ton dan 1 lot (OLEINTR) = 10 ton
3. Satuan kontrak untuk CPO 1 lot (CPOTR) = 10 Ton.
4. Satuan kontrak untuk Kakao 1 lot (CC5) = 5 Ton.
5. Satuan kontrak untuk Emas 1 lot (GOL) = 1 kg, 1 lot (GOL100) = 100 gr, 1 lot (GOL250) = 250 gr, 1 lot (GOLDGR) = 100 gr , dan 1 lot (GOLDID, GOLDUD) = 10 Troy Ounce
6. Satuan kontrak untuk Gulir Emas 1 lot (KGE) = 1 Kg
7. Satuan kontrak untuk Gulir Indeks Emas (KIE) = Rp 10.000,- per angka indeks
8. Rata-rata volume perdagangan dan open interest disajikan dalam angka yang dibulatkan pada perhitungan akhir hari perdagangan bulan bersangkutan.
9. Angka harga rata-rata dibulatkan ke bawah berdasarkan fluktuasi harga minimum.
10. Statistik komoditi harga fisik di pasar domestik dan internasional bersumber dari Reuters yang diolah oleh Bappebti.
11. Rekap transaksi pasar lelang pada masing-masing daerah penyelenggara pasar lelang.

LEGENDS

The statistics Futures Trading Indonesia are disseminated in January 2003 by CoFTRA. Data obtained from the daily reports submitted by PT. Jakarta Futures Exchange (JFX) and Indonesia Commodity & Derivatives Exchange (ICDX) to CoFTRA and the auction market transaction reports submitted by the organizers of auctions in each region. Scope of statistic in the form of tables include the following:

1. *The set of daily reports of transactions in futures contracts that traded in PT. Jakarta Futures Exchange (JFX) and Indonesia Commodity & Derivatives Exchange (ICDX) which is presented on a monthly basis.*
2. *Contract size for Olein 1 lot (OLE) = 20 metric tonnes, 1 lot (OLE10) = 10 metric tonnes, and 1 lot (OLEINTR) = 10 metric tonnes*
3. *Contract size for Crude Palm oil 1 lot (CPOTR) = 10 metric tonnes*
4. *Contract size for Cocoa 1 lot (CC5) = 5 metric tonnes*
5. *Contract size for Gold 1 lot (GOL) = 1 kg, 1 lot (GOL100) = 100 gr, 1 lot (GOL250) = 250 gr, 1 lot (GOLDGR) = 100 gr, and 1 lot (GOLDID, GOLDUD) = 10 Troy Ounce .*
6. *Contract size for Rolliing Gold 1 lot (KGE) = 1 Kilogram*
7. *Contract Multiplier for Rolliing Gold Index (KIE) = Rp 10.000,- /index*
8. *The Average trading volume and open positions shown in the figures are rounded to the calculation of the final trading day of the month concerned.*
9. *The average of prices is rounded down to the minimum price fluctuation.*
10. *Price statistics of physical commodities in the domestic and international markets are qouted from Reuters that processed by CoFTRA.*
11. *Recapitulation of auction's market transactions in each local market organizers of the auction .*

DAFTAR ISI**CONTENTS**

Kata Pengantar	i
<i>Preface</i>	
Teknik Penyajian	ii
<i>Legends</i>	
Daftar Isi	iii
<i>Contents</i>	
 A. JULI / JULY 2012	
1. Ikhtisar Pasar	1
<i>Overview of the Market</i>	
2. Harga Bulanan	6
<i>Monthly Prices</i>	
3. Harga Harian	10
<i>Daily Prices</i>	
4. Jumlah dan Volume Transaksi, dan <i>Open interest</i>	21
<i>Frequency and Volume and Open Interest</i>	
5. Jumlah dan Volume Transaksi, <i>Open interest</i> dan Hari Perdagangan Selama Lima Tahun	26
<i>Frequency and Volume, Open Interest, and Trading Days for Five Years</i>	
6. Harga Komoditi di Pasar Spot Lokal dan Internasional	40
<i>Prices of Commodities at Local Spots and International Markets</i>	

7. Grafik Perkembangan Harga Komoditi	42
<i>Historical Commodity Price Charts</i>	
8. Rekapitulasi Penyelenggaraan Pasar Lelang	43
<i>Auction Market Activities Rekapitulation</i>	

B. AGUSTUS / AUGUST 2012

1. Ikhtisar Pasar	44
<i>Overview of the Market</i>	
2. Harga Bulanan	49
<i>Monthly Prices</i>	
3. Harga Harian	53
<i>Daily Prices</i>	
4. Jumlah dan Volume Transaksi, dan <i>Open interest</i>	63
<i>Frequency and Volume and Open Interest</i>	
5. Jumlah dan Volume Transaksi, <i>Open interest</i> dan Hari Perdagangan Selama Lima Tahun	68
<i>Frequency and Volume, Open Interest, and Trading Days for Five Years</i>	
6. Harga Komoditi di Pasar Spot Lokal dan Internasional	82
<i>Prices of Commodities at Local Spots and International Markets</i>	
7. Grafik Perkembangan Harga Komoditi	84
<i>Historical Commodity Price Charts</i>	
8. Rekapitulasi Penyelenggaraan Pasar Lelang	85
<i>Auction Market Activities Rekapitulation</i>	

C. SEPTEMBER/ SEPTEMBER 2012

1. Ikhtisar Pasar <i>Overview of the Market</i>	86
2. Harga Bulanan <i>Monthly Prices</i>	91
3. Harga Harian <i>Daily Prices</i>	95
4. Jumlah dan Volume Transaksi, dan <i>Open interest</i> <i>Frequency and Volume and Open Interest</i>	105
5. Jumlah dan Volume Transaksi, <i>Open interest</i> dan Hari Perdagangan Selama Lima Tahun <i>Frequency and Volume, Open Interest, and Trading Days for Five Years</i>	110
6. Harga Komoditi di Pasar Spot Lokal dan Internasional <i>Prices of Commodities at Local Spots and International Markets</i>	124
7. Grafik Perkembangan Harga Komoditi <i>Historical Commodity Price Charts</i>	126
8. Rekapitulasi Penyelenggaraan Pasar Lelang <i>Auction Market Activities Rekapitulation</i>	127

1. Ikhtisar Pasar

Overview of The Market

<div>Kontrak (Contract) / bulan (Month)</div> <div>Uraian (Items)</div>	<div>Olein (OLE)</div> <div>Jakarta Futures Exchange (JFX)</div>			<div>Olein (OLE10)</div> <div>Jakarta Futures Exchange (JFX)</div>			<div>RBD PALM OLEIN (OLEINTR)</div> <div>Indonesia Commodity & Derivatives Exchange (ICDX)</div>		
	Jun '12	Jul '12	Perubahan / Change	Jun '12	Jul '12	Perubahan / Change	Jun '12	Jul '12	Perubahan / Change
Hari perdagangan (hari) Trading Days (days)	21	22	1	21	22	1	21	22	1
Jumlah Transaksi (kali) Frequency (times)	648	643	-5	627	361	-266	74	150	150
Volume Transaksi (lot) Volume (lots)	2638	2548	-90	834	564	-270	76	158	158
Rata-rata Volume Harian (lot) Daily Volume Average (lots)	155	159	4	49	47	-2	4	8	103
Volume Tertinggi (lot) High Volume (lots)	(29) 522	(24) 490	-32	(27) 174	(30) 150	-24	(05) 9	(31) 35	26
Volume Terendah (lot) Low Volume (lots)	(15) 20	(09) 4	-16	(22) 2	(13) 2	-	(21) 1	(20) 1	0
Harga tertinggi (Rp) High Prices (Rp)	(14) 9070	(13) 9490	420	(01) 9100	(13) 9400	300	-	(13) 8730	8,730
Harga terendah (Rp) Low Prices (Rp)	(06) 8950	(13) 9400	450	(01) 9070	(16) 9300	230	-	(02) 8410	8,410
Rata-rata harga harian (Rp) Daily Price Average (Rp)	8,978	9,498	520	8,978	9,498	520	8,125	8,620	495

<div>Kontrak (Contract) / bulan (Month)</div> <div>Uraian (Items)</div>	Crude Palm Oil (CPOTR) Indonesia Commodity & Derivatives Exchange (ICDX)			Kakao / Cocoa (CC5) Jakarta Futures Exchange (JFX)		
	Jun '12	Jul '12	Perubahan / Change	Jun '12	Jul '12	Perubahan / Change
Hari perdagangan (hari) Trading Days (days)	21	22	1	21	22	1
Jumlah Transaksi (kali) Frequency (times)	32,055	29,997	-2,058	3,512	3,362	-150
Volume Transaksi (lot) Volume (lots)	73,589	74,148	559	3,682	3,837	155
Rata-rata Volume Harian (lot) Daily Volume Average (lots)	3,504	3,531	27	175	174	-9
Volume Tertinggi (lot) High Volume (lots)	(21) 4195	(19) 4165	-30	(06) 206	(17) 234	28
Volume Terendah (lot) Low Volume (lots)	(29) 2923	(06) 3002	79	(15) 149	(04) 120	-29
Harga tertinggi (Rp) High Prices (Rp)	(01) 9215	(09) 9400	185	(13) 21,920	-	-21,920
Harga terendah (Rp) Low Prices (Rp)	(18) 8515	(12) 8550	35	(04) 20,070	-	-20,070
Rata-rata harga harian (Rp) Daily Price Average (Rp)	8,788	9,182	394	21,029	20,900	-129

<div>Kontrak (Contract) / bulan (Month)</div> <div>Uraian (Items)</div>	Emas / Gold (GOL) Jakarta Futures Exchange (JFX)			Emas / Gold (GOL100) Jakarta Futures Exchange (JFX)			Emas / Gold (GOL250) Jakarta Futures Exchange (JFX)		
	Jun '12	Jul '12	Perubahan / Change	Jun '12	Jul '12	Perubahan / Change	Jun '12	Jul '12	Perubahan / Change
Hari perdagangan (hari) Trading Days (days)	21	22	1	21	22	1	21	22	1
Jumlah Transaksi (kali) Frequency (times)	122	160	38	68	115	47	374	1301	927
Volume Transaksi (lot) Volume (lots)	2166	1972	-194	605	578	-27	2678	3463	785
Rata-rata Volume Harian (lot) Daily Volume Average (lots)	309	282	-27	86	30	-56	141	173	32
Volume Tertinggi (lot) High Volume (lots)	(28) 554	(23) 400	70	(29) 208	(30) 110	52	(28) 614	(30) 626	-51
Volume Terendah (lot) Low Volume (lots)	(26) 150	(30) 122	1	(14) 2	(17) 1	-2	(08) 6	(05) 8	19
Harga tertinggi (Rp) High Prices (Rp)	(06) 501,400	(26) 499,050	1,900	-	(26) 499,000	12,500	(15) 502,700	(26) 498,300	-4,400
Harga terendah (Rp) Low Prices (Rp)	(26) 495,550	(13) 490,250	5,900	-	(13) 489,200	9,400	(12) 494,100	(13) 489,300	-4,800
Rata-rata harga harian (Rp) Daily Price Average (Rp)	497,131	493,961	-3,170	495,963	494,464	-1,499	496,706	493,606	-3,100

<div>Kontrak (Contract) / bulan (Month)</div> <div>Uraian (Items)</div>	Gulir Emas / Rolling Gold (KGE) Jakarta Futures Exchange (JFX)			Gulir Emas / Rolling Gold (KGEUSD) Jakarta Futures Exchange (JFX)			Gulir Indeks Emas / Rolling Gold Index (KIE) Bursa Berjangka Jakarta (BBJ)		
	Jun '12	Jul '12	Perubahan / Change	Jun '12	Jul '12	Perubahan / Change	Jun '12	Jul '12	Perubahan / Change
Hari perdagangan (hari) Trading Days (days)	21	22	1	21	22	1	21	22	1
Jumlah Transaksi (kali) Frequency (times)	66	79	2	67	27	-40	147	119	-28
Volume Transaksi (lot) Volume (lots)	1066	2523	2	631	533	-98	2,398	2,101	-297
Rata-rata Volume Harian (lot) Daily Volume Average (lots)	355	631	2	70	133	63	266	300	34
Volume Tertinggi (lot) High Volume (lots)	(29) 810	(30) 1040	230	(27) 220	(26) 200	-20	(27) 761	(24) 820	-223
Volume Terendah (lot) Low Volume (lots)	(13) 124	(10) 92	-32	(18) 2	(12) 83	81	(18) 10	(25) 1	-1
Harga tertinggi (Rp) High Prices (Rp)	(20) 491,300	(31) 492,200	900	(19) 1,633	(26) 1,621	-12	(25) 9,445	(24) 9,400	14
Harga terendah (Rp) Low Prices (Rp)	(29) 480,100	(10) 480,900	800	(28) 1,553	(12) 1,564	11	(21) 9,210	(24) 9,250	175
Rata-rata harga harian (Rp) Daily Price Average (Rp)	483,077	484,022	945	1,598	1,593	-5	9,410	9,437	27

<div>Kontrak (Contract) / bulan (Month)</div> <div>Uraian (Items)</div>	Tunda Serah Emas GOLDUD Indonesia Commodity & Derivatives Exchange (ICDX)			Tunda Serah Emas GOLDID Indonesia Commodity & Derivatives Exchange (ICDX)			Emas/Gold (GOLDGR) Indonesia Commodity & Derivatives Exchange (ICDX)		
	Jun '12	Jul '12	Perubahan / Change	Jun '12	Jul '12	Perubahan / Change	Jun '12	Jul '12	Perubahan / Change
Hari perdagangan (hari) Trading Days (days)	21	22	1	21	22	1	21	22	1
Jumlah Transaksi (kali) Frequency (times)	2,219	2,571	352	232	129	-103	91	118	27
Volume Transaksi (lot) Volume (lots)	10,052	11,654	1,602	669	276	-393	625	579	-46
Rata-rata Volume Harian (lot) Daily Volume Average (lots)	479	555	76	35	14	-21	48	48	0
Volume Tertinggi (lot) High Volume (lots)	(01) 1509	(05) 1578	69	(14) 84	(11) 84	0	(26) 100	(31) 132	32
Volume Terendah (lot) Low Volume (lots)	(22) 45	(04) 61	16	(26) 2	(19) 1	-1	(01) 1	(09) 2	1
Harga tertinggi (Rp) High Prices (Rp)	(06) 1640	(27) 1629	-11	(06) 1636	(27) 1625	-11	-	-	-
Harga terendah (Rp) Low Prices (Rp)	(01) 1548	(12) 1556	-63	(01) 1551	(12) 1558	7	-	-	-
Rata-rata harga harian (Rp) Daily Price Average (Rp)	1,601	1,594	-7	1,601	1,594	-7	492,286	489,295	-2,991

2. Harga Bulanan / Monthly Prices

Olein (OLE) Jakarta Futures Exchange (JFX)

Juli / July '12

Bulan Penyerahan /Delivery Months Uraian / Items	Jul.'12 (Rp/Kg)	Agst.'12 (Rp/Kg)	Sept.'12 (Rp/Kg)	Okt.'12 (Rp/Kg)	Nop.'12 (Rp/Kg)	Des.'12 (Rp/Kg)	Jan.'13 (Rp/Kg)
Pembukaan Open	9,400	9,705	9,390	9,720	9,740	9,930	-
Tertinggi High	9,490	9,770	9,390	10,000	9,740	9,930	-
Terendah Low	9,400	9,100	9,070	9,050	9,425	9,910	-
Penutupan Settlement	9,535	9,365	9,395	9,255	9,270	9,285	9,290

Olein (OLE 10) Jakarta Futures Exchange (JFX)

Juli / July '12

Bulan Penyerahan /Delivery Months Uraian / Items	Jul.'12 (Rp/Kg)	Agst.'12 (Rp/Kg)	Sept.'12 (Rp/Kg)	Okt.'12 (Rp/Kg)	Nop.'12 (Rp/Kg)	Des.'12 (Rp/Kg)	Jan.'13 (Rp/Kg)
Pembukaan Open	9,400	9,150	9,510	9,525	9,455	-	-
Tertinggi High	9,400	9,300	9,700	9,900	9,910	-	-
Terendah Low	9,300	9,150	9,180	9,180	9,200	-	-
Penutupan Settlement	9,535	9,365	9,395	9,440	9,455	9,470	9,475

RBD PALM OLEIN (OLEINTR)
Indonesia Commodity & Derivatives Exchange (ICDX)

Juli / July '12

Bulan Penyerahan /Delivery Months Uraian / Items	Juli.'12 (Rp/Kg)	Agust.'12 (Rp/Kg)	Sept.'12 (Rp/Kg)	Okt.'12 (Rp/Kg)	Nop.'12 (Rp/Kg)	Des.'12 (Rp/Kg)	Jan.'13 (Rp/Kg)
Pembukaan <i>Open</i>	8,415	8,380	8,625	-	-	-	-
Tertinggi <i>High</i>	8,730	8,700	8,675	-	-	-	-
Terendah <i>Low</i>	8,410	8,235	8,235	-	-	-	-
Penutupan <i>Settlement</i>	8,615	8,470	8,435	8,480	8,480	8,480	8,480

Crude Palm Oil (CPOTR)
Indonesia Commodity & Derivatives Exchange (ICDX)

Juli / July '12

Bulan Penyerahan /Delivery Months Uraian / Items	Juli.'12 (Rp/Kg)	Agust.'12 (Rp/Kg)	Sept.'12 (Rp/Kg)	Okt.'12 (Rp/Kg)	Nop.'12 (Rp/Kg)	Des.'12 (Rp/Kg)	Jan.'13 (Rp/Kg)
Pembukaan <i>Open</i>	9,040	9,060	9,110	9,095	9,390	-	-
Tertinggi <i>High</i>	9,400	9,930	9,490	9,495	9,455	-	-
Terendah <i>Low</i>	8,550	8,555	8,550	8,585	8,610	-	-
Penutupan <i>Settlement</i>	9,110	9,015	9,025	9,025	9,025	9,025	9,025

Kakao / Cocoa (CC5)

Jakarta Futures Exchange (JFX)

Juli / July '12

Bulan Penyerahan /Delivery Months Uraian / Items	Jul.'12 (Rp/Kg)	Sept.'12 (Rp/Kg)	Des.'12 (Rp/Kg)	Mar.'13 (Rp/Kg)	Mei.'13 (Rp/Kg)	Jul.'13 (Rp/Kg)
Pembukaan Open	-	21,870	22,010	22,040	22,080	22,120
Tertinggi High	-	22,630	22,620	22,840	22,970	23,100
Terendah Low	-	20,880	21,050	21,190	21,320	21,680
Penutupan Settlement	20,900	22,470	22,540	22,700	22,850	23,010

Juli / July '12

Bulan Penyerahan /Delivery Months Uraian / Items	Jul.'12			Agt.'12			Sep'12			Okt'12		
	Emas / Gold (GOL)	Emas / Gold (GOL100)	Emas / Gold (GOL250)	Emas / Gold (GOL)	Emas / Gold (GOL100)	Emas / Gold (GOL250)	Emas / Gold (GOL)	Emas / Gold (GOL100)	Emas / Gold (GOL250)	Emas / Gold (GOL)	Emas / Gold (GOL100)	Emas / Gold (GOL250)
	(Rp/gr)	(Rp/gr)	(Rp/gr)	(Rp/gr)	(Rp/gr)	(Rp/gr)	(Rp/gr)	(Rp/gr)	(Rp/gr)	(Rp/gr)	(Rp/gr)	(Rp/gr)
	Jakarta Futures Exchange (JFX)											
Pembukaan Open	490,250	494,600	489,300	500,650	498,000	489,300	-	501,700	501,450	-	506,200	508,200
Tertinggi High	499,050	499,000	498,300	502,600	499,000	498,300	-	507,700	505,800	-	509,200	509,100
Terendah Low	490,250	489,200	489,300	500,600	489,200	489,300	-	497,200	495,500	-	506,200	508,200
Penutupan Settlement	496,750	496,750	496,750	502,600	502,100	496,750	503,700	507,300	505,800	503,700	509,200	509,000

Emas / Gold (GOLDGR)
Indonesia Commodity & Derivatives Exchange (ICDX)

Juli / July '12

Bulan Penyerahan /Delivery Months	Jul.'12 (Rp/gr)	Agt.'12 (Rp/gr)	Sep'12 (Rp/gr)	Okt'12 (Rp/gr)	Nop'12 (Rp/gr)	Des'12 (Rp/gr)	Jan '13 (Rp/gr)	Peb '13 (Rp/gr)	Mar.'13 (Rp/gr)	Apr'13 (Rp/gr)	Mei'13 (Rp/gr)	Jun'13 (Rp/gr)
Uraian / Items												
Pembukaan Open	-	488,400	500,000	500,000	490,000	-	-	-	-	-	-	-
Tertinggi High	-	503,900	504,500	508,000	506,000	-	-	-	-	-	-	-
Terendah Low	-	482,700	500,000	500,000	490,000	-	-	-	-	-	-	-
Penutupan Settlement	496,800	498,700	500,700	502,700	504,800	507,000	509,200	511,400	513,700	516,000	518,300	520,700

Juli / July '12

Kontrak /Contract	Gulir Emas / Rolling Gold (KGE)	Gulir Emas / Rolling Gold (KGEUSD)	Gulir Indeks Emas / Rolling Gold Index (KIE)	Tunda Serah Emas (GOLDID)	Tunda Serah Emas (GOLDUD)
Uraian / Items	(Rp/gr)	(USD/T.Ounce)	(Point)	(USD/T.Ounce)	(USD/T.Ounce)
	Jakarta Futures Exchange (JFX)			Indonesia Commodity & Derivatives Exchange (ICDX)	
Pembukaan Open	480,900	1,593.30	9,295	1,594.50	1,593.40
Tertinggi High	492,200	1,620.50	9,400	1,624.50	1,628.80
Terendah Low	480,900	1,563.70	9,250	1,558.40	1,556.10
Penutupan Settlement	493,667	1,614.75	9,448	1,614.10	1,614.10

3. Harga Harian / Daily Prices

Olein (OLE)
Jakarta Futures Exchange (JFX)

Juli / July '12

Bulan Penyerahan / Delivery Months Tanggal / Date	Juli / July '12				Agustus / August '12				September / September '12				Oktober / October '12			
	Pembukaan Open (Rp/Kg)	Tertinggi High (Rp/Kg)	Terendah Low (Rp/Kg)	Penutupan Settlement (Rp/Kg)	Pembukaan Open (Rp/Kg)	Tertinggi High (Rp/Kg)	Terendah Low (Rp/Kg)	Penutupan Settlement (Rp/Kg)	Pembukaan Open (Rp/Kg)	Tertinggi High (Rp/Kg)	Terendah Low (Rp/Kg)	Penutupan Settlement (Rp/Kg)	Pembukaan Open (Rp/Kg)	Tertinggi High (Rp/Kg)	Terendah Low (Rp/Kg)	Penutupan Settlement (Rp/Kg)
2-Jul-12	-	-	-	9,365	-	-	-	9,465	-	-	-	9,505	-	-	-	9,530
3-Jul-12	-	-	-	9,415	-	-	-	9,710	-	-	-	9,740	-	-	-	9,755
4-Jul-12	-	-	-	9,550	9,705	9,770	9,635	9,535	-	-	-	9,570	-	-	-	9,570
5-Jul-12	-	-	-	9,560	-	-	-	9,650	-	-	-	9,690	-	-	-	9,695
6-Jul-12	-	-	-	9,570	-	-	-	9,555	-	-	-	9,615	9,720	9,720	9,700	9,625
9-Jul-12	-	-	-	9,600	-	-	-	9,585	-	-	-	9,645	9,625	9,635	9,625	9,655
10-Jul-12	-	-	-	9,630	-	-	-	9,635	-	-	-	9,670	9,690	9,690	9,670	9,680
12-Jul-12	-	-	-	9,420	-	-	-	9,430	9,390	9,390	9,380	9,425	9,410	9,410	9,400	9,455
13-Jul-12	9,400	9,490	9,400	9,335	-	-	-	9,445	-	-	-	9,465	-	-	-	9,485
16-Jul-12	-	-	-	9,535	-	-	-	9,820	-	-	-	9,865	-	-	-	9,890
17-Jul-12	-	-	-	-	-	-	-	9,550	-	-	-	9,665	9,890	10,000	9,890	9,685
18-Jul-12	-	-	-	-	-	-	-	9,470	-	-	-	9,510	9,700	9,700	9,680	9,550
19-Jul-12	-	-	-	-	-	-	-	9,445	-	-	-	9,490	9,550	9,570	9,540	9,505
20-Jul-12	-	-	-	-	-	-	-	9,470	-	-	-	9,525	-	-	-	9,580
23-Jul-12	-	-	-	-	9,460	9,545	9,390	9,435	-	-	-	9,480	9,580	9,590	9,575	9,525
24-Jul-12	-	-	-	-	9,440	9,530	9,405	9,270	-	-	-	9,265	-	-	-	9,310
25-Jul-12	-	-	-	-	9,260	9,310	9,190	9,140	-	-	-	9,170	-	-	-	9,205
26-Jul-12	-	-	-	-	9,110	9,190	9,100	9,205	9,160	9,210	9,070	9,195	9,205	9,250	9,050	9,235
27-Jul-12	-	-	-	-	9,225	9,315	9,200	9,180	9,195	9,195	9,120	9,210	-	-	-	9,245
30-Jul-12	-	-	-	-	9,150	9,210	9,150	9,295	9,205	9,205	9,205	9,325	9,245	9,255	9,245	9,360
31-Jul-12	-	-	-	-	9,300	9,360	9,200	9,365	9,320	9,375	9,230	9,395	-	-	-	9,255
Tertinggi High	(13) 9,490				(04) 9,770				(12) 9,390				(17) 10,000			
Terendah Low	(13) 9,400				(26) 9,100				(26) 9,070				(26) 9,050			
Rata-Rata Average	9,498				9,460				9,496				9,514			

Sambungan / Continued

Juli / July '12

Bulan Penyerahan / Delivery Months Tanggal / Date	Nopember / November '12				Desember / December '12				Januari / January '12			
	Pembukaan Open (Rp/Kg)	Tertinggi High (Rp/Kg)	Terendah Low (Rp/Kg)	Penutupan Settlement (Rp/Kg)	Pembukaan Open (Rp/Kg)	Tertinggi High (Rp/Kg)	Terendah Low (Rp/Kg)	Penutupan Settlement (Rp/Kg)	Pembukaan Open (Rp/Kg)	Tertinggi High (Rp/Kg)	Terendah Low (Rp/Kg)	Penutupan Settlement (Rp/Kg)
2-Jul-12	-	-	-	9,540	-	-	-	9,530	-	-	-	-
3-Jul-12	-	-	-	9,755	-	-	-	9,765	-	-	-	-
4-Jul-12	-	-	-	9,585	-	-	-	9,590	-	-	-	-
5-Jul-12	-	-	-	9,715	-	-	-	9,690	-	-	-	-
6-Jul-12	9,740	9,740	9,720	9,615	-	-	-	9,625	-	-	-	-
9-Jul-12	-	-	-	9,645	-	-	-	9,655	-	-	-	-
10-Jul-12	9,680	9,680	9,660	9,690	-	-	-	9,700	-	-	-	-
12-Jul-12	9,435	9,435	9,425	9,465	-	-	-	9,485	-	-	-	-
13-Jul-12	-	-	-	9,485	-	-	-	9,455	-	-	-	-
16-Jul-12	-	-	-	9,900	-	-	-	9,920	-	-	-	-
17-Jul-12	-	-	-	9,705	9,930	9,930	9,910	9,725	-	-	-	9,740
18-Jul-12	-	-	-	9,560	-	-	-	9,570	-	-	-	9,615
19-Jul-12	9,560	9,560	9,550	9,535	-	-	-	9,565	-	-	-	9,575
20-Jul-12	-	-	-	9,605	-	-	-	9,640	-	-	-	9,665
23-Jul-12	9,605	9,615	9,605	9,565	-	-	-	9,585	-	-	-	9,605
24-Jul-12	9,560	9,560	9,540	9,340	-	-	-	9,365	-	-	-	9,395
25-Jul-12	-	-	-	9,235	-	-	-	9,265	-	-	-	9,295
26-Jul-12	-	-	-	9,260	-	-	-	9,325	-	-	-	9,320
27-Jul-12	-	-	-	9,270	-	-	-	9,310	-	-	-	9,335
30-Jul-12	-	-	-	9,385	-	-	-	9,405	-	-	-	9,425
31-Jul-12	-	-	-	9,270	-	-	-	9,285	-	-	-	9,290
Tertinggi High	(06) 9,740				(17) 9,930				-			
Terendah Low	(12) 9,425				(17) 9,910				-			
Rata-Rata Average	9,530				9,545				9,478			

Olein (OLE10)
Jakarta Futures Exchange (JFX)

Juli / July '12

Tanggal / Date	Bulan Penyerahan / Delivery Months	Juli / July '12				Agustus / August '12				September / September '12				Oktober / October'12			
		Pembukaan Open (Rp/Kg)	Tertinggi High (Rp/Kg)	Terendah Low (Rp/Kg)	Penutupan Settlement (Rp/Kg)	Pembukaan Open (Rp/Kg)	Tertinggi High (Rp/Kg)	Terendah Low (Rp/Kg)	Penutupan Settlement (Rp/Kg)	Pembukaan Open (Rp/Kg)	Tertinggi High (Rp/Kg)	Terendah Low (Rp/Kg)	Penutupan Settlement (Rp/Kg)	Pembukaan Open (Rp/Kg)	Tertinggi High (Rp/Kg)	Terendah Low (Rp/Kg)	Penutupan Settlement (Rp/Kg)
2-Jul-12		-	-	-	9,365	-	-	-	9,465	-	-	-	9,505	-	-	-	9,530
3-Jul-12		-	-	-	9,415	-	-	-	9,710	9,510	9,510	9,510	9,740	9,525	9,525	9,525	9,755
4-Jul-12		-	-	-	9,550	-	-	-	9,535	-	-	-	9,570	-	-	-	9,570
5-Jul-12		-	-	-	9,560	-	-	-	9,650	-	-	-	9,690	-	-	-	9,695
6-Jul-12		-	-	-	9,570	-	-	-	9,555	9,700	9,700	9,680	9,615	9,730	9,730	9,710	9,625
9-Jul-12		-	-	-	9,600	-	-	-	9,585	-	-	-	9,645	-	-	-	9,655
10-Jul-12		-	-	-	9,630	-	-	-	9,635	9,650	9,650	9,630	9,670	9,670	9,670	9,650	9,680
12-Jul-12		-	-	-	9,420	-	-	-	9,430	9,390	9,390	9,370	9,425	9,430	9,430	9,410	9,455
13-Jul-12		9,400	9,400	9,400	9,335	-	-	-	9,445	-	-	-	9,465	-	-	-	9,485
16-Jul-12		9,300	9,300	9,300	9,535	-	-	-	9,820	-	-	-	9,865	-	-	-	9,890
17-Jul-12		-	-	-	-	-	-	-	9,550	-	-	-	9,560	9,900	9,900	9,880	9,580
18-Jul-12		-	-	-	-	-	-	-	9,470	-	-	-	9,510	-	-	-	9,550
19-Jul-12		-	-	-	-	-	-	-	9,445	-	-	-	9,490	9,580	9,580	9,560	9,505
20-Jul-12		-	-	-	-	-	-	-	9,470	-	-	-	9,525	-	-	-	9,580
23-Jul-12		-	-	-	-	-	-	-	9,435	-	-	-	9,480	-	-	-	9,525
24-Jul-12		-	-	-	-	-	-	-	9,270	-	-	-	9,265	9,530	9,530	9,510	9,310
25-Jul-12		-	-	-	-	-	-	-	9,140	-	-	-	9,170	-	-	-	9,205
26-Jul-12		-	-	-	-	9,150	9,170	9,150	9,205	9,200	9,200	9,180	9,195	9,200	9,200	9,180	9,235
27-Jul-12		-	-	-	-	-	-	-	9,180	-	-	-	9,210	-	-	-	9,245
30-Jul-12		-	-	-	-	-	-	-	9,295	9,215	9,280	9,215	9,325	-	-	-	9,360
31-Jul-12		-	-	-	-	9,300	9,300	9,300	9,365	9,310	9,350	9,285	9,395	9,355	9,355	9,355	9,440
Tertinggi High		(13) 9,400				(30) 9,300				(06) 9,700				(17) 9,900			
Terendah Low		(16) 9,300				(26) 9,150				(26) 9,180				(26) 9,180			
Rata-Rata Average		8,635				9,476				9,507				9,532			

Sambungan / Continued

Juli / July '12

Tanggal / Date	Bulan Penyerahan / Delivery Months	Nopember / November '12				Desember / December '12				Januari / January'12			
		Pembukaan Open (Rp/Kg)	Tertinggi High (Rp/Kg)	Terendah Low (Rp/Kg)	Penutupan Settlement (Rp/Kg)	Pembukaan Open (Rp/Kg)	Tertinggi High (Rp/Kg)	Terendah Low (Rp/Kg)	Penutupan Settlement (Rp/Kg)	Pembukaan Open (Rp/Kg)	Tertinggi High (Rp/Kg)	Terendah Low (Rp/Kg)	Penutupan Settlement (Rp/Kg)
2-Jul-12		-	-	-	9,540	-	-	-	9,530	-	-	-	-
3-Jul-12		-	-	-	9,755	-	-	-	9,765	-	-	-	-
4-Jul-12		-	-	-	9,585	-	-	-	9,590	-	-	-	-
5-Jul-12		-	-	-	9,715	-	-	-	9,690	-	-	-	-
6-Jul-12		9,745	9,745	9,725	9,615	-	-	-	9,625	-	-	-	-
9-Jul-12		-	-	-	9,645	-	-	-	9,655	-	-	-	-
10-Jul-12		9,660	9,660	9,640	9,690	-	-	-	9,700	-	-	-	-
12-Jul-12		9,440	9,440	9,420	9,465	-	-	-	9,485	-	-	-	-
13-Jul-12		-	-	-	9,485	-	-	-	9,455	-	-	-	-
16-Jul-12		-	-	-	9,900	-	-	-	9,920	-	-	-	-
17-Jul-12		9,910	9,910	9,890	9,600	-	-	-	9,620	-	-	-	9,635
18-Jul-12		-	-	-	9,560	-	-	-	9,570	-	-	-	9,615
19-Jul-12		9,610	9,610	9,570	9,535	-	-	-	9,565	-	-	-	9,575
20-Jul-12		-	-	-	9,605	-	-	-	9,640	-	-	-	9,665
23-Jul-12		-	-	-	9,565	-	-	-	9,585	-	-	-	9,605
24-Jul-12		9,570	9,570	9,550	9,340	-	-	-	9,365	-	-	-	9,395
25-Jul-12		-	-	-	9,235	-	-	-	9,265	-	-	-	9,295
26-Jul-12		9,230	9,230	9,200	9,260	-	-	-	9,325	-	-	-	9,320
27-Jul-12		-	-	-	9,270	-	-	-	9,310	-	-	-	9,335
30-Jul-12		-	-	-	9,385	-	-	-	9,405	-	-	-	9,425
31-Jul-12		9,380	9,380	9,350	9,455	-	-	-	9,470	-	-	-	9,475
Tertinggi High		(17) 9,910				-				-			
Terendah Low		(26) 9,200				-				-			
Rata-Rata Average		9,549				9,549				9,485			

RBD PALM OLEIN (OLEINTR)

Indonesia Commodity & Derivatives Exchange (ICDX)

Juli / July '12

Tanggal / Date	Bulan Penyerahan / Delivery Months	Juli / July '12				Agustus / August '12				September / September '12				Oktober / October'12			
		Pembukaan Open (Rp/Kg)	Tertinggi High (Rp/Kg)	Terendah Low (Rp/Kg)	Penutupan Settlement (Rp/Kg)	Pembukaan Open (Rp/Kg)	Tertinggi High (Rp/Kg)	Terendah Low (Rp/Kg)	Penutupan Settlement (Rp/Kg)	Pembukaan Open (Rp/Kg)	Tertinggi High (Rp/Kg)	Terendah Low (Rp/Kg)	Penutupan Settlement (Rp/Kg)	Pembukaan Open (Rp/Kg)	Tertinggi High (Rp/Kg)	Terendah Low (Rp/Kg)	Penutupan Settlement (Rp/Kg)
2-Jul-12		8,415	8,415	8,410	8,500	8,380	8,380	8,380	8,490	-	-	-	8,595	-	-	-	8,615
3-Jul-12		8,635	8,635	8,635	8,545	8,620	8,620	8,620	8,620	-	-	-	8,635	-	-	-	8,650
4-Jul-12		8,665	8,665	8,665	8,620	8,650	8,650	8,650	8,650	-	-	-	8,720	-	-	-	8,720
5-Jul-12		8,700	8,700	8,635	8,650	8,535	8,535	8,535	8,635	-	-	-	8,755	-	-	-	8,775
6-Jul-12		8,710	8,710	8,710	8,695	-	-	-	8,715	-	-	-	8,755	-	-	-	8,780
9-Jul-12		8,710	8,710	8,705	8,695	8,690	8,690	8,690	8,740	-	-	-	8,820	-	-	-	8,825
10-Jul-12		-	-	-	8,725	8,620	8,700	8,620	8,730	-	-	-	8,795	-	-	-	8,820
12-Jul-12		-	-	-	8,590	8,700	8,700	8,700	8,670	-	-	-	8,645	-	-	-	8,655
13-Jul-12		8,535	8,535	8,535	8,560	8,540	8,540	8,530	8,530	-	-	-	8,565	-	-	-	8,595
16-Jul-12		8,610	8,730	8,610	8,615	-	-	-	8,475	-	-	-	8,530	-	-	-	8,550
17-Jul-12		-	-	-	-	8,670	8,670	8,670	8,665	8,625	8,625	8,625	8,675	-	-	-	8,735
18-Jul-12		-	-	-	-	8,690	8,690	8,690	8,605	8,675	8,675	8,675	8,670	-	-	-	8,640
19-Jul-12		-	-	-	-	8,585	8,585	8,465	8,635	8,580	8,580	8,500	8,645	-	-	-	8,735
20-Jul-12		-	-	-	-	8,675	8,675	8,675	8,545	8,675	8,675	8,675	8,650	-	-	-	8,610
23-Jul-12		-	-	-	-	-	-	-	8,560	8,610	8,610	8,610	8,610	-	-	-	8,600
24-Jul-12		-	-	-	-	8,505	8,510	8,495	8,545	8,550	8,555	8,545	8,550	-	-	-	8,585
25-Jul-12		-	-	-	-	8,435	8,575	8,435	8,390	8,400	8,515	8,400	8,455	-	-	-	8,425
26-Jul-12		-	-	-	-	8,395	8,460	8,235	8,320	8,330	8,330	8,320	8,320	-	-	-	8,370
27-Jul-12		-	-	-	-	8,295	8,295	8,265	8,365	8,280	8,295	8,235	8,375	-	-	-	8,460
30-Jul-12		-	-	-	-	8,505	8,515	8,505	8,440	8,415	8,500	8,415	8,495	-	-	-	8,445
31-Jul-12		-	-	-	-	8,285	8,360	8,245	8,470	8,290	8,510	8,255	8,435	-	-	-	8,480
Tertinggi High		(16) 8,730				(12) 8,700				(20) 8,675				-			
Terendah Low		(02) 8,410				(26) 8,235				(27) 8,235				-			
Rata-Rata		8,620				8,562				8,605				8,622			

Sambungan / Continued

Juli / July '12

Tanggal / Date	Bulan Penyerahan / Delivery Months	Nopember / November '12				Desember / December '12				Januari / January'12			
		Pembukaan Open (Rp/Kg)	Tertinggi High (Rp/Kg)	Terendah Low (Rp/Kg)	Penutupan Settlement (Rp/Kg)	Pembukaan Open (Rp/Kg)	Tertinggi High (Rp/Kg)	Terendah Low (Rp/Kg)	Penutupan Settlement (Rp/Kg)	Pembukaan Open (Rp/Kg)	Tertinggi High (Rp/Kg)	Terendah Low (Rp/Kg)	Penutupan Settlement (Rp/Kg)
2-Jul-12		-	-	-	8,615	-	-	-	8,615	-	-	-	-
3-Jul-12		-	-	-	8,650	-	-	-	8,650	-	-	-	-
4-Jul-12		-	-	-	8,720	-	-	-	8,720	-	-	-	-
5-Jul-12		-	-	-	8,775	-	-	-	8,775	-	-	-	-
6-Jul-12		-	-	-	8,780	-	-	-	8,780	-	-	-	-
9-Jul-12		-	-	-	8,825	-	-	-	8,825	-	-	-	-
10-Jul-12		-	-	-	8,820	-	-	-	8,820	-	-	-	-
12-Jul-12		-	-	-	8,655	-	-	-	8,655	-	-	-	-
13-Jul-12		-	-	-	8,595	-	-	-	8,595	-	-	-	-
16-Jul-12		-	-	-	8,550	-	-	-	8,550	-	-	-	-
17-Jul-12		-	-	-	8,745	-	-	-	8,745	-	-	-	8,745
18-Jul-12		-	-	-	8,640	-	-	-	8,640	-	-	-	8,640
19-Jul-12		-	-	-	8,735	-	-	-	8,735	-	-	-	8,735
20-Jul-12		-	-	-	8,610	-	-	-	8,610	-	-	-	8,610
23-Jul-12		-	-	-	8,600	-	-	-	8,600	-	-	-	8,600
24-Jul-12		-	-	-	8,585	-	-	-	8,585	-	-	-	8,585
25-Jul-12		-	-	-	8,425	-	-	-	8,425	-	-	-	8,425
26-Jul-12		-	-	-	8,395	-	-	-	8,395	-	-	-	8,395
27-Jul-12		-	-	-	8,460	-	-	-	8,460	-	-	-	8,460
30-Jul-12		-	-	-	8,445	-	-	-	8,445	-	-	-	8,445
31-Jul-12		-	-	-	8,480	-	-	-	8,480	-	-	-	8,480
Tertinggi High		-				-				-			
Terendah Low		-				-				-			
Rata-Rata Average		8,624				8,624				8,556			

Crude Palm Oil (CPOTR)

Indonesia Commodity & Derivatives Exchange (ICDX)

Juli / July '12																
Tanggal / Date	Juli / July '12				Agustus / August '12				September / September '12				Oktober / October '12			
	Pembukaan Open (Rp/Kg)	Tertinggi High (Rp/Kg)	Terendah Low (Rp/Kg)	Penutupan Settlement (Rp/Kg)	Pembukaan Open (Rp/Kg)	Tertinggi High (Rp/Kg)	Terendah Low (Rp/Kg)	Penutupan Settlement (Rp/Kg)	Pembukaan Open (Rp/Kg)	Tertinggi High (Rp/Kg)	Terendah Low (Rp/Kg)	Penutupan Settlement (Rp/Kg)	Pembukaan Open (Rp/Kg)	Tertinggi High (Rp/Kg)	Terendah Low (Rp/Kg)	Penutupan Settlement (Rp/Kg)
2-Jul-12	9,040	9,105	8,875	9,105	9,060	9,145	9,035	9,145	9,110	9,200	9,075	9,200	9,095	9,220	9,080	9,220
3-Jul-12	9,160	9,250	9,005	9,220	9,140	9,305	9,140	9,280	9,215	9,335	9,190	9,310	9,230	9,350	9,200	9,325
4-Jul-12	9,255	9,385	9,065	9,205	9,415	9,930	9,220	9,270	9,370	9,385	9,265	9,305	9,385	9,400	9,260	9,305
5-Jul-12	9,040	9,350	9,020	9,300	9,260	9,400	9,170	9,335	9,295	9,455	9,220	9,405	9,130	9,450	9,130	9,425
6-Jul-12	9,225	9,395	9,160	9,250	9,430	9,440	9,265	9,270	9,475	9,490	9,315	9,310	9,445	9,495	9,325	9,335
9-Jul-12	9,310	9,400	9,170	9,270	9,355	9,405	9,320	9,365	9,395	9,460	9,370	9,395	9,370	9,475	9,365	9,400
10-Jul-12	8,850	9,400	8,845	9,260	9,350	9,370	9,200	9,315	9,395	9,410	9,240	9,330	9,405	9,430	9,240	9,355
12-Jul-12	9,090	9,365	8,850	9,130	9,350	9,390	9,130	9,160	9,405	9,430	9,170	9,185	9,390	9,445	9,185	9,195
13-Jul-12	9,250	9,250	8,550	8,970	8,975	8,990	8,885	8,990	9,010	9,035	8,915	8,975	9,020	9,065	8,935	9,005
16-Jul-12	9,250	9,250	8,930	9,110	9,025	9,085	8,960	9,085	8,995	9,140	8,975	9,140	9,005	9,165	8,990	9,160
17-Jul-12	-	-	-	-	9,250	9,355	9,215	9,235	9,265	9,390	9,250	9,295	9,260	9,410	9,260	9,305
18-Jul-12	-	-	-	-	9,255	9,285	9,070	9,125	9,205	9,305	9,090	9,140	9,305	9,330	9,115	9,160
19-Jul-12	-	-	-	-	9,080	9,100	8,850	8,950	9,100	9,115	8,885	9,010	9,080	9,145	8,920	9,050
20-Jul-12	-	-	-	-	8,980	9,015	8,820	9,065	8,925	9,090	8,870	9,120	9,010	9,105	8,920	9,130
23-Jul-12	-	-	-	-	8,920	9,050	8,920	9,105	9,030	9,100	9,005	9,145	9,075	9,140	9,030	9,145
24-Jul-12	-	-	-	-	8,890	8,900	8,760	8,925	9,005	9,030	8,800	8,960	8,955	8,970	8,845	8,965
25-Jul-12	-	-	-	-	8,560	8,755	8,560	8,860	8,625	8,790	8,625	8,875	8,640	8,810	8,590	8,895
26-Jul-12	-	-	-	-	8,715	8,735	8,555	8,745	8,680	8,760	8,550	8,760	8,715	8,790	8,585	8,795
27-Jul-12	-	-	-	-	8,685	8,695	8,575	8,600	8,615	8,705	8,585	8,660	8,630	8,740	8,620	8,695
30-Jul-12	-	-	-	-	8,860	8,895	8,730	9,045	8,835	8,920	8,785	9,050	8,865	8,965	8,805	9,050
31-Jul-12	-	-	-	-	8,730	8,805	8,705	9,015	8,915	8,945	8,745	9,030	8,945	8,945	8,775	9,025
Tertinggi High	(09) 9,400				(04) 9,930				(06) 9,490				(06) 9,495			
Terendah Low	(12) 8,550				(26) 8,555				(26) 8,550				(26) 8,585			
Rata-Rata Average	9,182				9,090				9,124				9,140			

Sambungan / Continued

Juli / July '12													
Tanggal / Date	Nopember / November '12				Desember / December '12				Januari / January '13				
	Pembukaan Open (Rp/Kg)	Tertinggi High (Rp/Kg)	Terendah Low (Rp/Kg)	Penutupan Settlement (Rp/Kg)	Pembukaan Open (Rp/Kg)	Tertinggi High (Rp/Kg)	Terendah Low (Rp/Kg)	Penutupan Settlement (Rp/Kg)	Pembukaan Open (Rp/Kg)	Tertinggi High (Rp/Kg)	Terendah Low (Rp/Kg)	Penutupan Settlement (Rp/Kg)	
2-Jul-12	-	-	-	9,220	-	-	-	9,220	-	-	-	-	-
3-Jul-12	-	-	-	9,325	-	-	-	9,325	-	-	-	-	-
4-Jul-12	-	-	-	9,305	-	-	-	9,305	-	-	-	-	-
5-Jul-12	-	-	-	9,425	-	-	-	9,425	-	-	-	-	-
6-Jul-12	-	-	-	9,335	-	-	-	9,335	-	-	-	-	-
9-Jul-12	-	-	-	9,400	-	-	-	9,400	-	-	-	-	-
10-Jul-12	-	-	-	9,355	-	-	-	9,355	-	-	-	-	-
12-Jul-12	9,390	9,455	9,190	9,195	-	-	-	9,195	-	-	-	-	-
13-Jul-12	9,075	9,075	8,950	9,005	-	-	-	9,005	-	-	-	-	-
16-Jul-12	9,025	9,150	9,010	9,160	-	-	-	9,160	-	-	-	-	-
17-Jul-12	9,270	9,430	9,270	9,315	-	-	-	9,315	-	-	-	-	9,315
18-Jul-12	9,325	9,360	9,140	9,160	-	-	-	9,160	-	-	-	-	9,160
19-Jul-12	9,145	9,175	8,925	9,050	-	-	-	9,050	-	-	-	-	9,050
20-Jul-12	8,995	9,150	8,905	9,130	-	-	-	9,130	-	-	-	-	9,130
23-Jul-12	9,055	9,170	9,045	9,145	-	-	-	9,145	-	-	-	-	9,145
24-Jul-12	8,990	9,015	8,875	8,965	-	-	-	8,965	-	-	-	-	8,965
25-Jul-12	8,705	8,850	8,650	8,895	-	-	-	8,895	-	-	-	-	8,895
26-Jul-12	8,780	8,825	8,610	8,820	-	-	-	8,820	-	-	-	-	8,820
27-Jul-12	8,670	8,780	8,645	8,695	-	-	-	8,695	-	-	-	-	8,695
30-Jul-12	8,885	9,000	8,825	9,050	-	-	-	9,050	-	-	-	-	9,050
31-Jul-12	8,860	8,895	8,795	9,025	-	-	-	9,025	-	-	-	-	9,025
Tertinggi High	(12) 9,455				-				-				
Terendah Low	(26) 8,610				-				-				
Rata-Rata Average	9,142				9,142				9,023				

Kakao / Cocoa (CC5)
Jakarta Futures Exchange (JFX)

Juli / July '12

Tanggal / Date	Bulan Penyerahan / Delivery Months	Juli / July '12				September / September '12				Desember / December '12			
		Pembukaan Open (Rp/Kg)	Tertinggi High (Rp/Kg)	Terendah Low (Rp/Kg)	Penutupan Settlement (Rp/Kg)	Pembukaan Open (Rp/Kg)	Tertinggi High (Rp/Kg)	Terendah Low (Rp/Kg)	Penutupan Settlement (Rp/Kg)	Pembukaan Open (Rp/Kg)	Tertinggi High (Rp/Kg)	Terendah Low (Rp/Kg)	Penutupan Settlement (Rp/Kg)
2-Jul-12		-	-	-	20,900	21,870	21,930	21,700	21,830	22,010	22,070	21,840	21,970
3-Jul-12		-	-	-	20,900	21,750	22,340	21,750	22,280	21,900	22,440	21,900	22,390
4-Jul-12		-	-	-	20,900	22,210	22,330	22,030	22,140	22,330	22,440	22,140	22,250
5-Jul-12		-	-	-	20,900	22,080	22,450	21,850	22,010	22,210	22,540	21,950	22,110
6-Jul-12		-	-	-	20,900	22,030	22,030	21,220	21,410	22,120	22,120	21,490	21,570
9-Jul-12		-	-	-	20,900	21,400	22,060	21,400	21,890	21,560	22,150	21,560	22,010
10-Jul-12		-	-	-	20,900	21,850	22,040	21,580	21,880	22,030	22,110	21,690	22,030
12-Jul-12		-	-	-	20,900	21,830	21,830	20,880	20,990	21,980	21,980	21,050	21,170
13-Jul-12		-	-	-	20,900	21,080	21,410	21,080	21,230	21,250	21,550	21,250	21,390
16-Jul-12		-	-	-	20,900	21,240	21,370	20,970	21,170	21,400	21,550	21,120	21,350
17-Jul-12		-	-	-	-	21,150	21,350	20,930	21,170	21,330	21,530	21,100	21,330
18-Jul-12		-	-	-	-	21,200	21,340	20,980	21,250	21,480	21,490	21,140	21,410
19-Jul-12		-	-	-	-	21,280	21,900	21,280	21,500	21,460	22,040	21,460	21,630
20-Jul-12		-	-	-	-	21,420	21,700	21,420	21,520	21,560	21,810	21,520	21,660
23-Jul-12		-	-	-	-	21,570	21,810	21,310	21,610	21,680	21,940	21,390	21,650
24-Jul-12		-	-	-	-	21,540	21,910	21,360	21,370	21,630	21,950	21,480	21,530
25-Jul-12		-	-	-	-	21,330	21,750	21,250	21,540	21,500	21,900	21,400	21,670
26-Jul-12		-	-	-	-	21,510	22,260	21,510	22,190	21,660	22,380	21,660	22,290
27-Jul-12		-	-	-	-	22,040	22,410	21,960	22,230	22,150	22,480	22,030	22,320
30-Jul-12		-	-	-	-	22,170	22,440	22,080	22,280	22,250	22,490	22,220	22,390
31-Jul-12		-	-	-	-	22,300	22,630	21,960	22,470	22,390	22,620	22,070	22,540
Tertinggi High		-				(31) 22,630				(31) 22,620			
Terendah Low		-				(12) 20,880				(12) 21,050			
Rata-Rata Average		20,900				21,712				21,841			

Sambungan / Continued

Juli / July '12

Tanggal / Date	Bulan Penyerahan / Delivery Months	Maret / March '13				Mei / May '13				Juli / July '13			
		Pembukaan Open (Rp/Kg)	Tertinggi High (Rp/Kg)	Terendah Low (Rp/Kg)	Penutupan Settlement (Rp/Kg)	Pembukaan Open (Rp/Kg)	Tertinggi High (Rp/Kg)	Terendah Low (Rp/Kg)	Penutupan Settlement (Rp/Kg)	Pembukaan Open (Rp/Kg)	Tertinggi High (Rp/Kg)	Terendah Low (Rp/Kg)	Penutupan Settlement (Rp/Kg)
2-Jul-12		22,040	22,140	21,890	22,000	22,080	22,180	21,920	22,030	-	-	-	-
3-Jul-12		21,930	22,430	21,930	22,390	21,970	22,440	21,970	22,410	-	-	-	-
4-Jul-12		22,360	22,440	22,140	22,250	22,370	22,460	22,160	22,270	-	-	-	-
5-Jul-12		22,210	22,520	21,920	22,090	22,250	22,500	21,950	22,100	-	-	-	-
6-Jul-12		22,080	22,080	21,490	21,590	22,100	22,100	21,430	21,660	-	-	-	-
9-Jul-12		21,590	22,180	21,300	22,080	21,600	22,240	21,600	22,140	-	-	-	-
10-Jul-12		22,030	22,180	21,760	22,130	22,120	22,220	21,830	22,200	-	-	-	-
12-Jul-12		22,070	22,070	21,190	21,300	22,200	22,200	21,320	21,440	-	-	-	-
13-Jul-12		21,380	21,690	21,380	21,540	21,520	21,830	21,520	21,670	-	-	-	-
16-Jul-12		21,540	21,680	21,270	21,500	21,780	21,810	21,410	21,630	-	-	-	-
17-Jul-12		21,480	21,660	21,240	21,480	21,650	21,780	21,360	21,600	-	-	-	21,630
18-Jul-12		21,650	21,650	21,270	21,560	21,560	21,740	21,390	21,710	-	-	-	21,630
19-Jul-12		21,590	22,160	21,590	21,770	21,750	22,270	21,750	21,910	22,120	22,260	22,120	21,630
20-Jul-12		21,660	21,960	21,660	21,790	21,680	22,090	21,620	21,920	-	-	-	21,630
23-Jul-12		21,870	22,050	21,520	21,790	21,920	22,190	21,640	21,920	22,040	22,040	21,960	21,630
24-Jul-12		21,770	22,110	21,580	21,630	21,920	22,220	21,700	21,740	21,990	22,130	21,840	21,880
25-Jul-12		21,740	22,010	21,510	21,770	21,700	22,150	21,620	21,890	21,950	22,160	21,680	21,960
26-Jul-12		21,800	22,430	21,800	22,370	21,830	22,530	21,830	22,460	21,880	22,590	21,880	22,530
27-Jul-12		22,250	22,550	22,120	22,390	22,370	22,630	22,220	22,460	22,340	22,740	22,340	22,570
30-Jul-12		22,350	22,640	22,340	22,520	22,460	22,780	22,460	22,660	22,620	22,930	22,620	22,790
31-Jul-12		22,520	22,840	22,240	22,700	22,660	22,970	22,260	22,850	22,820	23,100	22,390	23,010
Tertinggi High		(31) 22,840				(31) 22,970				(27) 23,100			
Terendah Low		(12) 21,190				(12) 21,320				(25) 21,680			
Rata-Rata Average		21,935				22,032				22,081			

3. Harga Harian / Daily Prices

Emas / Gold (GOL)
Jakarta Futures Exchange (JFX)

Juli / July '12

Tanggal / Date	Bulan Penyerahan / Delivery Months	Juli / July '12				Agustus / August '12				September / September '12				Oktober / October'12			
		Pembukaan Open (Rp/Kg)	Tertinggi High (Rp/Kg)	Terendah Low (Rp/Kg)	Penutupan Settlement (Rp/Kg)	Pembukaan Open (Rp/Kg)	Tertinggi High (Rp/Kg)	Terendah Low (Rp/Kg)	Penutupan Settlement (Rp/Kg)	Pembukaan Open (Rp/Kg)	Tertinggi High (Rp/Kg)	Terendah Low (Rp/Kg)	Penutupan Settlement (Rp/Kg)	Pembukaan Open (Rp/Kg)	Tertinggi High (Rp/Kg)	Terendah Low (Rp/Kg)	Penutupan Settlement (Rp/Kg)
2-Jul-12		-	-	-	492,300	-	-	-	495,600	-	-	-	497,600	-	-	-	-
3-Jul-12		-	-	-	495,200	-	-	-	500,200	-	-	-	502,600	-	-	-	-
4-Jul-12		-	-	-	496,700	-	-	-	501,700	-	-	-	504,100	-	-	-	-
5-Jul-12		-	-	-	497,300	-	-	-	502,300	-	-	-	504,700	-	-	-	-
6-Jul-12		-	-	-	494,300	-	-	-	497,300	-	-	-	499,300	-	-	-	-
9-Jul-12		-	-	-	492,900	-	-	-	495,900	-	-	-	497,900	-	-	-	-
10-Jul-12		-	-	-	492,900	-	-	-	497,700	-	-	-	500,100	-	-	-	-
12-Jul-12		-	-	-	490,400	-	-	-	493,400	-	-	-	495,400	-	-	-	-
13-Jul-12		490,250	490,950	490,250	492,600	-	-	-	495,600	-	-	-	498,000	-	-	-	-
16-Jul-12		-	-	-	493,200	-	-	-	496,200	-	-	-	498,600	-	-	-	-
17-Jul-12		-	-	-	495,500	-	-	-	498,500	-	-	-	500,900	-	-	-	-
18-Jul-12		-	-	-	494,300	-	-	-	497,300	-	-	-	499,300	-	-	-	-
19-Jul-12		-	-	-	494,300	-	-	-	497,300	-	-	-	499,300	-	-	-	-
20-Jul-12		-	-	-	494,500	-	-	-	497,500	-	-	-	499,900	-	-	-	-
23-Jul-12		493,000	493,700	492,950	493,650	-	-	-	497,500	-	-	-	499,900	-	-	-	-
24-Jul-12		493,250	494,000	493,250	491,050	-	-	-	497,200	-	-	-	499,200	-	-	-	-
25-Jul-12		-	-	-	493,450	-	-	-	498,400	-	-	-	500,800	-	-	-	-
26-Jul-12		498,500	499,050	498,350	496,750	-	-	-	501,300	-	-	-	503,700	-	-	-	-
27-Jul-12		-	-	-	-	500,650	501,350	500,600	501,300	-	-	-	503,700	-	-	-	503,700
30-Jul-12		-	-	-	-	500,700	501,300	500,700	501,000	-	-	-	503,700	-	-	-	503,700
31-Jul-12		-	-	-	-	501,900	502,600	501,900	502,600	-	-	-	503,700	-	-	-	503,700
Tertinggi High		(26) 499,050				(31) 502,600				-				-			
Terendah Low		(13) 490,250				(27) 500,600				-				-			
Rata-Rata Average		493,961				498,370				500,590				503,700			

Emas / Gold (GOL100)
Jakarta Futures Exchange (JFX)

Tanggal / Date	Bulan Penyerahan / Delivery Months	Juli / July '12				Agustus / August '12				September / September '12				Oktober / October'12			
		Pembukaan Open (Rp/Kg)	Tertinggi High (Rp/Kg)	Terendah Low (Rp/Kg)	Penutupan Settlement (Rp/Kg)	Pembukaan Open (Rp/Kg)	Tertinggi High (Rp/Kg)	Terendah Low (Rp/Kg)	Penutupan Settlement (Rp/Kg)	Pembukaan Open (Rp/Kg)	Tertinggi High (Rp/Kg)	Terendah Low (Rp/Kg)	Penutupan Settlement (Rp/Kg)	Pembukaan Open (Rp/Kg)	Tertinggi High (Rp/Kg)	Terendah Low (Rp/Kg)	Penutupan Settlement (Rp/Kg)
2-Jul-12		-	-	-	488,800	498,000	498,000	498,000	498,000	-	-	-	499,300	-	-	-	-
3-Jul-12		494,600	495,300	492,600	497,400	499,200	499,200	499,200	501,700	-	-	-	502,900	-	-	-	-
4-Jul-12		-	-	-	497,600	503,600	503,600	503,600	503,600	-	-	-	505,100	-	-	-	-
5-Jul-12		-	-	-	497,600	-	-	-	503,600	-	-	-	505,100	-	-	-	-
6-Jul-12		-	-	-	495,500	-	-	-	500,200	501,700	503,000	501,700	503,000	-	-	-	-
9-Jul-12		-	-	-	493,600	497,000	497,000	495,500	495,600	497,200	498,800	497,200	498,800	-	-	-	-
10-Jul-12		-	-	-	494,600	498,000	498,000	497,800	499,800	-	-	-	501,800	-	-	-	-
12-Jul-12		-	-	-	491,800	-	-	-	497,100	-	-	-	498,300	-	-	-	-
13-Jul-12		489,200	489,300	489,200	492,900	-	-	-	498,400	-	-	-	500,400	-	-	-	-
16-Jul-12		494,000	496,500	494,000	495,900	499,400	501,500	497,800	500,500	501,400	501,400	501,400	501,400	-	-	-	-
17-Jul-12		-	-	-	495,900	-	-	-	500,500	504,000	504,000	504,000	503,200	-	-	-	-
18-Jul-12		-	-	-	495,200	499,900	499,900	499,700	499,700	-	-	-	501,100	-	-	-	-
19-Jul-12		-	-	-	495,200	498,100	498,100	497,300	497,300	-	-	-	501,200	-	-	-	-
20-Jul-12		-	-	-	495,200	497,300	497,300	497,300	497,300	-	-	-	501,200	-	-	-	-
23-Jul-12		492,000	492,000	491,900	491,900	-	-	-	497,300	-	-	-	501,200	-	-	-	-
24-Jul-12		493,000	493,500	492,000	491,050	-	-	-	496,900	-	-	-	499,600	-	-	-	-
25-Jul-12		493,500	493,600	493,400	493,450	498,000	498,000	498,000	498,100	-	-	-	501,600	-	-	-	-
26-Jul-12		497,700	499,000	497,500	496,750	500,800	500,900	500,800	501,300	503,700	503,700	503,700	504,800	-	-	-	-
27-Jul-12		-	-	-	-	-	-	-	502,000	503,200	507,700	503,200	507,700	506,200	508,200	506,200	508,200
30-Jul-12		-	-	-	-	-	-	-	502,000	-	-	-	507,300	508,000	508,500	507,900	507,900
31-Jul-12		-	-	-	-	-	-	-	502,100	-	-	-	507,300	508,500	509,200	508,500	509,200
Tertinggi High		(26) 499,000				(04) 503,600				(27) 507,700				(31) 509,200			
Terendah Low		(13) 489,200				(09) 495,500				(09) 497,200				(27) 506,200			
Rata-Rata Average		494,464				499,667				502,490				508,433			

Emas / Gold (GOL250)
Jakarta Futures Exchange (JFX)

Juli / July '12

Tanggal / Date	Bulan Penyerahan / Delivery Months	Juli / July '12				Agustus / August '12				September / September '12				Oktober / October '12			
		Pembukaan Open (Rp/Kg)	Tertinggi High (Rp/Kg)	Terendah Low (Rp/Kg)	Penutupan Settlement (Rp/Kg)	Pembukaan Open (Rp/Kg)	Tertinggi High (Rp/Kg)	Terendah Low (Rp/Kg)	Penutupan Settlement (Rp/Kg)	Pembukaan Open (Rp/Kg)	Tertinggi High (Rp/Kg)	Terendah Low (Rp/Kg)	Penutupan Settlement (Rp/Kg)	Pembukaan Open (Rp/Kg)	Tertinggi High (Rp/Kg)	Terendah Low (Rp/Kg)	Penutupan Settlement (Rp/Kg)
2-Jul-12		-	-	-	491,250	-	-	-	493,800	-	-	-	496,600	-	-	-	-
3-Jul-12		-	-	-	494,200	498,900	498,900	498,900	499,400	501,450	501,750	501,450	502,200	-	-	-	-
4-Jul-12		-	-	-	495,700	-	-	-	500,900	505,100	505,350	504,700	504,700	-	-	-	-
5-Jul-12		-	-	-	496,300	-	-	-	501,500	503,900	504,450	503,900	504,400	-	-	-	-
6-Jul-12		-	-	-	494,300	-	-	-	497,300	502,400	502,750	502,400	499,300	-	-	-	-
9-Jul-12		-	-	-	492,900	-	-	-	495,900	497,000	497,550	497,000	497,450	-	-	-	-
10-Jul-12		-	-	-	492,900	495,950	495,950	495,900	496,900	499,200	499,550	499,200	499,700	-	-	-	-
12-Jul-12		-	-	-	490,400	493,000	493,500	491,900	491,900	495,700	495,950	495,700	495,400	-	-	-	-
13-Jul-12		489,300	490,000	489,300	491,600	-	-	-	494,800	495,500	495,900	495,500	497,600	-	-	-	-
16-Jul-12		494,200	494,700	494,200	494,200	497,800	497,800	497,800	497,200	498,900	499,550	498,850	499,200	-	-	-	-
17-Jul-12		494,900	495,500	494,900	495,500	497,250	497,250	497,200	497,700	500,600	500,850	500,600	500,600	-	-	-	-
18-Jul-12		494,000	494,000	493,500	493,500	497,100	497,100	497,100	497,100	498,800	499,100	498,800	499,000	-	-	-	-
19-Jul-12		493,500	494,100	493,500	494,100	497,200	497,200	495,900	497,000	498,700	499,000	498,700	498,900	-	-	-	-
20-Jul-12		-	-	-	494,100	498,200	498,200	496,600	497,000	499,400	499,750	499,400	499,550	-	-	-	-
23-Jul-12		492,950	493,650	492,000	492,700	495,700	496,100	495,300	496,100	498,600	499,050	498,600	499,000	-	-	-	-
24-Jul-12		492,400	493,200	492,250	491,050	-	-	-	496,100	498,300	498,750	498,300	498,650	-	-	-	-
25-Jul-12		-	-	-	493,450	497,100	497,700	497,100	497,700	499,500	499,800	499,500	500,400	-	-	-	-
26-Jul-12		497,500	498,300	497,400	496,750	497,800	501,500	497,750	501,000	503,450	503,800	503,450	503,700	-	-	-	-
27-Jul-12		-	-	-	-	499,600	500,300	499,550	500,250	504,700	504,700	503,700	503,900	-	-	-	503,700
30-Jul-12		-	-	-	-	499,700	500,600	499,700	500,600	505,000	505,800	505,000	505,800	508,200	508,700	508,200	508,600
31-Jul-12		-	-	-	-	501,000	503,900	500,000	503,900	-	-	-	505,800	508,900	509,100	508,850	509,000
Tertinggi High		(26) 498,300				(31) 503,900				(31) 505,800				(31) 509,100			
Terendah Low		(13) 489,300				(12) 491,900				(13) 495,500				(30) 508,200			
Rata-Rata Average		493,606				497,812				500,564				507,100			

Emas / Gold (GOLDGR)
Indonesia Commodity & Derivatives Exchange (ICDX)

Juli / July '12

Tanggal / Delivery	Juli / July '12				Agustus / August '12				September / September '12				Oktober / October '12			
	Pembukaan Open (Rp/Kg)	Tertinggi High (Rp/Kg)	Terendah Low (Rp/Kg)	Penutupan Settlement (Rp/Kg)	Pembukaan Open (Rp/Kg)	Tertinggi High (Rp/Kg)	Terendah Low (Rp/Kg)	Penutupan Settlement (Rp/Kg)	Pembukaan Open (Rp/Kg)	Tertinggi High (Rp/Kg)	Terendah Low (Rp/Kg)	Penutupan Settlement (Rp/Kg)	Pembukaan Open (Rp/Kg)	Tertinggi High (Rp/Kg)	Terendah Low (Rp/Kg)	Penutupan Settlement (Rp/Kg)
2-Jul-12	-	-	-	488,700	-	-	-	490,600	-	-	-	492,400	-	-	-	494,400
3-Jul-12	-	-	-	493,900	-	-	-	495,800	-	-	-	497,700	-	-	-	499,700
4-Jul-12	-	-	-	491,300	-	-	-	493,100	-	-	-	495,000	-	-	-	497,000
5-Jul-12	-	-	-	488,700	-	-	-	490,600	-	-	-	492,500	-	-	-	494,400
6-Jul-12	-	-	-	483,500	-	-	-	485,300	-	-	-	487,200	-	-	-	489,200
9-Jul-12	-	-	-	486,300	-	-	-	488,100	-	-	-	490,000	-	-	-	491,900
10-Jul-12	-	-	-	480,600	488,400	490,100	488,400	482,400	-	-	-	484,300	-	-	-	486,300
12-Jul-12	-	-	-	483,600	482,700	485,500	482,700	485,400	-	-	-	487,300	-	-	-	489,300
13-Jul-12	-	-	-	483,200	-	-	-	485,000	-	-	-	486,900	-	-	-	488,900
16-Jul-12	-	-	-	489,000	485,100	485,500	485,100	490,800	-	-	-	492,700	-	-	-	494,700
17-Jul-12	-	-	-	489,100	-	-	-	490,900	-	-	-	492,800	-	-	-	494,800
18-Jul-12	-	-	-	486,300	491,200	491,400	491,200	488,100	-	-	-	490,000	-	-	-	492,000
19-Jul-12	-	-	-	483,800	488,300	488,300	488,100	485,600	-	-	-	487,500	-	-	-	489,500
20-Jul-12	-	-	-	486,600	-	-	-	488,400	-	-	-	490,300	-	-	-	492,300
23-Jul-12	-	-	-	487,200	-	-	-	489,000	-	-	-	490,900	-	-	-	493,000
24-Jul-12	-	-	-	485,500	488,900	488,900	488,500	487,300	-	-	-	489,200	-	-	-	491,200
25-Jul-12	-	-	-	494,800	489,100	489,200	489,100	496,600	-	-	-	498,600	-	-	-	500,600
26-Jul-12	-	-	-	498,300	496,500	497,700	496,400	500,200	500,000	501,000	500,000	502,200	500,000	502,000	500,000	504,200
27-Jul-12	-	-	-	500,700	500,300	500,400	500,300	502,600	-	-	-	504,500	-	-	-	506,600
30-Jul-12	-	-	-	499,400	501,700	503,900	501,700	501,300	504,300	504,500	504,300	503,200	-	-	-	505,300
31-Jul-12	-	-	-	496,800	501,500	501,900	501,500	498,700	500,000	502,000	500,000	500,700	503,000	508,000	500,000	502,700
Tertinggi High	-				(30) 503,900				(30) 504,500				(31) 508,000			
Terendah Low	-				(12) 482,700				(31) 500,000				(31) 500,000			
Rata-Rata Average	489,395				491,229				493,138				495,143			

Sambungan / Continued

Juli / July '12

Tanggal / Date	Nopember / November '12				Desember / December '12				Januari / January '12				Pebruari / February '13			
	Pembukaan Open (Rp/Kg)	Tertinggi High (Rp/Kg)	Terendah Low (Rp/Kg)	Penutupan Settlement (Rp/Kg)	Pembukaan Open (Rp/Kg)	Tertinggi High (Rp/Kg)	Terendah Low (Rp/Kg)	Penutupan Settlement (Rp/Kg)	Pembukaan Open (Rp/Kg)	Tertinggi High (Rp/Kg)	Terendah Low (Rp/Kg)	Penutupan Settlement (Rp/Kg)	Pembukaan Open (Rp/gram)	Tertinggi High (Rp/gram)	Terendah Low (Rp/gram)	Penutupan Settlement (Rp/gram)
2-Jul-12	-	-	-	496,400	-	-	-	498,500	-	-	-	500,700	-	-	-	502,900
3-Jul-12	-	-	-	501,700	-	-	-	503,900	-	-	-	506,000	-	-	-	508,200
4-Jul-12	-	-	-	499,000	-	-	-	501,100	-	-	-	503,300	-	-	-	505,500
5-Jul-12	-	-	-	496,500	-	-	-	498,600	-	-	-	500,700	-	-	-	502,900
6-Jul-12	-	-	-	491,200	-	-	-	493,300	-	-	-	495,400	-	-	-	497,600
9-Jul-12	490,000	491,000	490,000	494,000	-	-	-	496,100	-	-	-	498,200	-	-	-	500,400
10-Jul-12	-	-	-	488,300	-	-	-	490,300	-	-	-	492,500	-	-	-	494,600
12-Jul-12	-	-	-	491,300	-	-	-	493,400	-	-	-	495,500	-	-	-	497,700
13-Jul-12	-	-	-	490,900	-	-	-	493,000	-	-	-	495,100	-	-	-	497,300
16-Jul-12	-	-	-	496,800	-	-	-	498,900	-	-	-	501,100	-	-	-	503,300
17-Jul-12	-	-	-	496,900	-	-	-	499,000	-	-	-	501,200	-	-	-	503,400
18-Jul-12	-	-	-	494,100	-	-	-	496,200	-	-	-	498,300	-	-	-	500,500
19-Jul-12	-	-	-	491,500	-	-	-	493,600	-	-	-	495,800	-	-	-	497,900
20-Jul-12	-	-	-	494,300	-	-	-	496,500	-	-	-	498,600	-	-	-	500,800
23-Jul-12	-	-	-	495,000	-	-	-	497,100	-	-	-	499,300	-	-	-	501,500
24-Jul-12	-	-	-	493,300	-	-	-	495,400	-	-	-	497,500	-	-	-	499,700
25-Jul-12	-	-	-	502,700	-	-	-	504,800	-	-	-	507,000	-	-	-	509,200
26-Jul-12	500,000	504,000	500,000	506,300	-	-	-	508,500	-	-	-	510,700	-	-	-	512,900
27-Jul-12	-	-	-	508,700	-	-	-	510,900	-	-	-	513,100	-	-	-	515,400
30-Jul-12	-	-	-	507,400	-	-	-	509,600	-	-	-	511,800	-	-	-	514,100
31-Jul-12	505,000	506,000	500,000	504,800	-	-	-	507,000	-	-	-	509,200	-	-	-	511,400
Tertinggi High	(31) 506,000				-				-				-			
Terendah Low	(09) 490,000				-				-				-			
Rata-Rata Average	497,195				499,319				501,476				503,676			

Sambungan / Continued

Juli / July '12

Tanggal / Date	Bulan Penyerahan / Delivery Months	Maret / March '13				April / April '13				Mei / May'13				Juni / June'12			
		Pembukaan Open (Rp/gram)	Tertinggi High (Rp/gram)	Terendah Low (Rp/gram)	Penutupan Settlement (Rp/gram)	Pembukaan Open (Rp/gram)	Tertinggi High (Rp/gram)	Terendah Low (Rp/gram)	Penutupan Settlement (Rp/gram)	Pembukaan Open (Rp/gram)	Tertinggi High (Rp/gram)	Terendah Low (Rp/gram)	Penutupan Settlement (Rp/gram)	Pembukaan Open (Rp/gram)	Tertinggi High (Rp/gram)	Terendah Low (Rp/gram)	Penutupan Settlement (Rp/gram)
2-Jul-12		-	-	-	505,100	-	-	-	507,400	-	-	-	509,700	-	-	-	512,000
3-Jul-12		-	-	-	510,500	-	-	-	512,800	-	-	-	515,100	-	-	-	517,500
4-Jul-12		-	-	-	507,700	-	-	-	510,000	-	-	-	512,300	-	-	-	514,700
5-Jul-12		-	-	-	505,100	-	-	-	507,400	-	-	-	509,700	-	-	-	512,000
6-Jul-12		-	-	-	499,800	-	-	-	502,000	-	-	-	504,300	-	-	-	506,600
9-Jul-12		-	-	-	502,600	-	-	-	504,800	-	-	-	507,100	-	-	-	509,500
10-Jul-12		-	-	-	496,800	-	-	-	499,000	-	-	-	501,300	-	-	-	503,600
12-Jul-12		-	-	-	499,800	-	-	-	502,100	-	-	-	504,400	-	-	-	506,700
13-Jul-12		-	-	-	499,500	-	-	-	501,700	-	-	-	504,000	-	-	-	506,300
16-Jul-12		-	-	-	505,600	-	-	-	507,900	-	-	-	510,200	-	-	-	512,600
17-Jul-12		-	-	-	505,600	-	-	-	507,900	-	-	-	510,200	-	-	-	512,600
18-Jul-12		-	-	-	502,700	-	-	-	505,000	-	-	-	507,300	-	-	-	509,600
19-Jul-12		-	-	-	500,100	-	-	-	502,400	-	-	-	504,700	-	-	-	507,000
20-Jul-12		-	-	-	503,000	-	-	-	505,300	-	-	-	507,600	-	-	-	509,900
23-Jul-12		-	-	-	503,700	-	-	-	505,900	-	-	-	508,200	-	-	-	510,600
24-Jul-12		-	-	-	501,900	-	-	-	504,100	-	-	-	506,400	-	-	-	508,700
25-Jul-12		-	-	-	511,500	-	-	-	513,800	-	-	-	516,100	-	-	-	518,500
26-Jul-12		-	-	-	515,200	-	-	-	517,500	-	-	-	519,900	-	-	-	522,200
27-Jul-12		-	-	-	517,600	-	-	-	519,900	-	-	-	522,300	-	-	-	524,700
30-Jul-12		-	-	-	516,300	-	-	-	518,600	-	-	-	521,000	-	-	-	523,400
31-Jul-12		-	-	-	513,700	-	-	-	516,000	-	-	-	518,300	-	-	-	520,700
Tertinggi High		-				-				-				-			
Terendah Low		-				-				-				-			
Rata-Rata Average		505,895				508,167				510,486				512,838			

Gulir Emas / Rolling Gold (KGE)
Jakarta Futures Exchange (JFX)

Tanggal / Date	Bulan / Month	Juli / July '12			
		Pembukaan Open (Rp/gram)	Tertinggi High (Rp/gram)	Terendah Low (Rp/gram)	Penutupan Settlement (Rp/gram)
2-Jul-12		-	-	-	481,130
3-Jul-12		-	-	-	485,859
4-Jul-12		-	-	-	486,531
5-Jul-12		-	-	-	487,180
6-Jul-12		-	-	-	481,650
9-Jul-12		-	-	-	479,799
10-Jul-12		480,900	481,100	480,900	483,867
12-Jul-12		-	-	-	474,779
13-Jul-12		-	-	-	481,115
16-Jul-12		-	-	-	481,888
17-Jul-12		-	-	-	484,231
18-Jul-12		-	-	-	480,644
19-Jul-12		-	-	-	481,539
20-Jul-12		-	-	-	480,507
23-Jul-12		482,300	482,450	482,100	477,874
24-Jul-12		-	-	-	479,478
25-Jul-12		-	-	-	484,690
26-Jul-12		-	-	-	490,305
27-Jul-12		-	-	-	493,868
30-Jul-12		491,000	491,250	491,000	492,806
31-Jul-12		492,000	492,200	492,000	493,667
Tertinggi High		(31) 492,200			
Terendah Low		(10) 480,900			
Rata-Rata Average		483,972			

Gulir Emas / Rolling Gold (KGEUSD)
Jakarta Futures Exchange (JFX)

Tanggal / Date	Bulan Month	Juli / July '12			
		Pembukaan Open (USD/T.Ounce)	Tertinggi High (USD/T.Ounce)	Terendah Low (USD/T.Ounce)	Penutupan Settlement (USD/T.Ounce)
2-Jul-12		-	-	-	1,597.15
3-Jul-12		-	-	-	1,617.65
4-Jul-12		-	-	-	-
5-Jul-12		-	-	-	1,604.70
6-Jul-12		-	-	-	1,583.70
9-Jul-12		-	-	-	1,587.50
10-Jul-12		1,593.30	1,593.40	1,593.10	1,567.35
12-Jul-12		1,563.70	1,568.50	1,563.70	1,571.60
13-Jul-12		-	-	-	1,589.60
16-Jul-12		-	-	-	1,589.60
17-Jul-12		-	-	-	1,583.10
18-Jul-12		-	-	-	1,573.50
19-Jul-12		-	-	-	1,580.95
20-Jul-12		-	-	-	1,584.90
23-Jul-12		-	-	-	1,576.45
24-Jul-12		-	-	-	1,581.05
25-Jul-12		-	-	-	1,604.30
26-Jul-12		1,620.00	1,620.50	1,619.80	1,615.95
27-Jul-12		-	-	-	1,622.90
30-Jul-12		-	-	-	1,622.30
31-Jul-12		-	-	-	1,614.75
Tertinggi High		(26) 1,620.50			
Terendah Low		(12) 1,563.70			
Rata-Rata Average		1,517.57			

Gulir Indeks Emas / Rolling Gold Index (KIE)
Jakarta Futures Exchange (JFX)

Tanggal / Date	Bulan / Month	Juli / July '12			
		Pembukaan Open (Point)	Tertinggi High (Point)	Terendah Low (Point)	Penutupan Settlement (Point)
2-Jul-12		-	-	-	9,393
3-Jul-12		-	-	-	9,388
4-Jul-12		-	-	-	9,362
5-Jul-12		-	-	-	9,365
6-Jul-12		-	-	-	9,405
9-Jul-12		-	-	-	9,415
10-Jul-12		-	-	-	9,440
12-Jul-12		-	-	-	9,450
13-Jul-12		-	-	-	9,458
16-Jul-12		9,295	9,298	9,295	9,450
17-Jul-12		9,300	9,300	9,295	9,440
18-Jul-12		9,305	9,307	9,302	9,462
19-Jul-12		9,300	9,302	9,300	9,450
20-Jul-12		9,305	9,305	9,303	9,450
23-Jul-12		-	-	-	9,455
24-Jul-12		9,280	9,400	9,250	9,473
25-Jul-12		9,300	9,300	9,300	9,483
26-Jul-12		-	-	-	9,478
27-Jul-12		-	-	-	9,455
30-Jul-12		-	-	-	9,460
31-Jul-12		-	-	-	9,448
Tertinggi High		(24) 9,400			
Terendah Low		(24) 9,250			
Rata-Rata Average		9,437			

Tunda Serah Emas (GOLDID)

Indonesia Commodity & Derivatives Exchange (ICDX)

Tanggal / Date	Juli / July '12			
	Pembukaan Open (USD/T.Ounce)	Tertinggi High (USD/T.Ounce)	Terendah Low (USD/T.Ounce)	Penutupan Settlement (USD/T.Ounce)
2-Jul-12	1,594.50	1,600.30	1,590.40	1,597.10
3-Jul-12	1,607.10	1,619.00	1,607.10	1,617.40
4-Jul-12	1,617.00	1,620.20	1,617.00	1,614.70
5-Jul-12	1,619.20	1,619.20	1,612.00	1,603.90
6-Jul-12	1,603.00	1,605.30	1,587.40	1,582.90
9-Jul-12	1,580.80	1,589.80	1,580.80	1,587.70
10-Jul-12	1,583.80	1,598.20	1,565.00	1,567.60
12-Jul-12	1,572.90	1,578.70	1,572.90	1,575.90
13-Jul-12	1,558.40	1,558.40	1,558.40	1,572.40
16-Jul-12	1,572.00	1,595.30	1,572.00	1,588.40
17-Jul-12	1,585.20	1,589.60	1,580.60	1,589.50
18-Jul-12	1,595.50	1,595.50	1,577.00	1,581.70
19-Jul-12	1,581.40	1,581.40	1,571.20	1,574.40
20-Jul-12	1,584.40	1,584.40	1,584.40	1,581.90
23-Jul-12	-	-	-	1,583.80
24-Jul-12	1,575.10	1,575.80	1,566.00	1,576.60
25-Jul-12	1,580.90	1,602.20	1,575.00	1,604.10
26-Jul-12	1,604.10	1,617.00	1,604.10	1,615.80
27-Jul-12	1,615.80	1,624.50	1,615.80	1,625.10
30-Jul-12	1,620.50	1,620.90	1,619.90	1,622.30
31-Jul-12	1,622.70	1,622.70	1,616.50	1,614.10
Tertinggi High	(27) 1,624.50			
Terendah Low	(13) 1,558.40			
Rata-Rata Average	1,594.16			

Tunda Serah Emas (GOLDUD)

Indonesia Commodity & Derivatives Exchange (ICDX)

Tanggal / Date	Juli / July '12			
	Pembukaan Open (USD/T.Ounce)	Tertinggi High (USD/T.Ounce)	Terendah Low (USD/T.Ounce)	Penutupan Settlement (USD/T.Ounce)
2-Jul-12	1,593.40	1,602.90	1,588.60	1,597.10
3-Jul-12	1,600.10	1,621.60	1,600.10	1,617.40
4-Jul-12	1,615.70	1,617.90	1,612.00	1,614.70
5-Jul-12	1,618.50	1,624.10	1,598.20	1,603.90
6-Jul-12	1,606.80	1,609.60	1,579.10	1,582.90
9-Jul-12	1,579.40	1,592.20	1,579.40	1,587.70
10-Jul-12	1,587.10	1,601.00	1,565.80	1,567.60
12-Jul-12	1,571.90	1,582.70	1,568.00	1,575.90
13-Jul-12	1,572.90	1,575.00	1,556.10	1,572.40
16-Jul-12	1,569.50	1,596.50	1,568.50	1,588.40
17-Jul-12	1,590.10	1,594.90	1,578.70	1,589.50
18-Jul-12	1,592.90	1,597.90	1,575.30	1,581.70
19-Jul-12	1,582.60	1,583.30	1,570.50	1,574.40
20-Jul-12	1,580.60	1,591.60	1,580.60	1,581.90
23-Jul-12	1,583.50	1,586.50	1,574.90	1,583.80
24-Jul-12	1,578.90	1,580.00	1,565.00	1,576.60
25-Jul-12	1,581.20	1,608.50	1,569.00	1,604.10
26-Jul-12	1,603.20	1,620.00	1,602.30	1,615.80
27-Jul-12	1,613.50	1,628.80	1,612.70	1,625.10
30-Jul-12	1,621.80	1,624.20	1,615.00	1,622.30
31-Jul-12	1,623.50	1,627.00	1,611.30	1,614.10
Tertinggi High	(27) 1,628.80			
Terendah Low	(13) 1,556.10			
Rata-Rata Average	1,594.16			

4. Jumlah dan Volume Transaksi, dan Open Interest Frequency and Volume, and Open Interest

Olein (OLE)

Jakarta Futures Exchange (JFX)

Tanggal (Date)	Bulan (Month)	Juli / July '12		
		Transaksi (kali) Frequency (times)	Volume (lot) Volume (lots)	Open Interest (lots)
2		-	-	-
3		-	-	-
4		40	40	-
5		-	-	-
6		24	24	-
9		2	4	-
10		22	22	-
12		26	28	-
13		10	150	-
16		-	-	-
17		15	22	-
18		4	14	-
19		8	26	-
20		-	-	-
23		48	452	-
24		110	490	-
25		80	80	-
26		100	318	-
27		41	423	-
30		13	127	-
31		100	328	-
Tertinggi High		(24) 110	(24) 490	-
Terendah Low		(09) 2	(09) 4	-
Rata-Rata Average		40	159	-

Olein (OLE10)

Jakarta Futures Exchange (JFX)

Tanggal (Date)	Bulan (Month)	Juli / July '12		
		Transaksi (kali) Frequency (times)	Volume (lot) Volume (lots)	Open Interest (lots)
2		-	-	-
3		40	40	2
4		-	-	-
5		-	-	-
6		36	36	2
9		-	-	-
10		40	40	2
12		46	46	2
13		1	2	4
16		1	4	-
17		20	20	-
18		-	-	-
19		24	24	-
20		-	-	-
23		-	-	-
24		20	20	-
25		-	-	-
26		40	45	-
27		-	-	-
30		30	150	-
31		63	137	-
Tertinggi High		(31) 63	(30) 150	(13) 4
Terendah Low		(16) 1	(13) 2	(12) 2
Rata-Rata Average		30	47	2

RBD PALM OLEIN (OLEINTR)

Indonesia Commodity & Derivatives Exchange (ICDX)

Tanggal (Date)	Bulan (Month)	Juli / July '12		
		Transaksi (kali) Frequency (times)	Volume (lot) Volume (lots)	Open Interest (lots)
2		5	7	6
3		3	3	4
4		2	3	5
5		5	5	4
6		1	1	5
9		5	5	4
10		2	2	4
11		1	1	4
12		5	5	6
13		4	8	-
16		2	2	-
17		2	2	-
18		8	8	-
19		2	2	-
20		1	1	-
23		8	8	-
25		22	22	-
26		10	10	-
27		21	21	-
30		7	7	-
31		34	35	-
Tertinggi High		(26) 34	(16) 35	(05) 6
Terendah Low		(22) 1	(29) 1	(13) 4
Rata-Rata Average		6	7	5

Crude Palm Oil (CPOTR)

Indonesia Commodity & Derivatives Exchange (ICDX)

Tanggal (Date)	Bulan (Month)	Juli / July '12		
		Transaksi (kali) Frequency (times)	Volume (lot) Volume (lots)	Open Interest (lots)
2		1445	3233	7
3		1469	3647	8
4		1270	3211	6
5		1384	3631	6
6		1153	3002	7
9		1196	3235	7
10		1401	3572	5
11		1315	3175	5
12		1390	3502	5
13		1574	4021	-
16		1569	4012	-
17		1597	3715	-
18		1511	3610	-
19		1779	4165	-
20		1481	3542	-
23		1275	3270	-
25		1800	4125	-
26		1446	3687	-
27		1215	3334	-
30		1083	3012	-
31		1644	3447	-
Tertinggi High		(25) 1800	(19) 4165	(03) 8
Terendah Low		(30) 1083	(06) 3002	(12) 5
Rata-Rata Average		1428	3531	6

Kakao / Cocoa (CC5)

Jakarta Futures Exchange (JFX)

Tanggal (Date)	Bulan (Month)	Juli / July '12		
		Transaksi (kali) Frequency (times)	Volume (lot) Volume (lots)	Open Interest (lots)
2		69	201	-
3		137	147	-
4		117	120	-
5		188	204	-
6		151	167	-
9		148	152	-
10		144	146	-
11		153	171	-
12		133	138	-
13		141	142	-
16		160	199	-
17		156	234	-
18		149	190	-
19		157	180	-
20		150	161	-
23		159	200	-
24		185	198	-
25		186	195	-
26		178	184	-
27		170	172	-
30		156	157	-
31		175	179	-
Tertinggi High		(05) 188	(17) 234	-
Terendah Low		(02) 69	(04) 120	-
Rata-Rata Average		153	174	-

Emas / Gold (GOL)
Jakarta Futures Exchange (JFX)

Tanggal (Date)	Bulan (Month)	Juli / July '12		
		Transaksi (kali) Frequency (times)	Volume (lot) Volume (lots)	Open Interest (lots)
2		-	-	-
3		-	-	-
4		-	-	-
5		-	-	-
6		-	-	-
9		-	-	-
10		-	-	-
12		-	-	-
13		10	150	-
16		-	-	-
17		-	-	-
18		-	-	-
19		-	-	-
20		-	-	-
23		20	400	-
24		20	400	-
25		-	-	-
26		60	250	-
27		20	400	-
30		10	122	-
31		20	250	-
Tertinggi High		(26) 60	(27) 400	-
Terendah Low		(30) 10	(30) 122	-
Rata-Rata Average		23	282	-

Emas / Gold (GOL100)
Jakarta Futures Exchange (JFX)

Tanggal (Date)	Bulan (Month)	Juli / July '12		
		Transaksi (kali) Frequency (times)	Volume (lot) Volume (lots)	Open Interest (lots)
2		1	1	-
3		33	55	-
4		1	2	-
5		-	-	-
6		2	2	-
9		4	6	-
10		2	5	-
12		-	-	-
13		4	20	-
16		7	13	-
17		1	1	-
18		2	2	-
19		7	9	-
20		1	5	-
23		5	6	-
24		6	40	-
25		5	83	-
26		11	103	-
27		5	15	-
30		8	110	-
31		10	100	-
Tertinggi High		(03) 33	(30) 110	(01) 0
Terendah Low		(20) 1	(17) 1	(01) 0
Rata-Rata Average		6	30	#DIV/0!

Emas / Gold (GOL250)
Jakarta Futures Exchange (JFX)

Tanggal (Date)	Bulan (Month)	Juli / July '12		
		Transaksi (kali) Frequency (times)	Volume (lot) Volume (lots)	Open Interest (lots)
2		-	-	-
3		8	14	-
4		14	20	-
5		8	8	-
6		14	20	-
9		26	50	-
10		11	35	-
12		20	44	-
13		26	174	-
16		19	45	-
17		8	52	-
18		15	37	-
19		22	80	-
20		14	32	-
23		134	518	-
24		132	516	-
25		12	32	-
26		228	466	-
27		32	428	-
30		524	626	-
31		34	266	-
Tertinggi High		(30) 524	(30) 626	-
Terendah Low		(17) 8	(05) 8	-
Rata-Rata Average		65	173	-

Gulir Emas / Rolling Gold (KGE)
Jakarta Futures Exchange (JFX)

Tanggal (Date)	Bulan (Month)	Juli / July '12		
		Transaksi (kali) Frequency (times)	Volume (lot) Volume (lots)	Open Interest (lots)
2		-	-	-
3		-	-	-
4		-	-	-
5		-	-	-
6		-	-	-
9		-	-	-
10		18	92	-
12		-	-	-
13		-	-	-
16		-	-	-
17		-	-	-
18		-	-	-
19		-	-	-
20		-	-	-
23		21	585	-
24		-	-	-
25		-	-	-
26		-	-	-
27		-	-	-
30		22	1040	-
31		18	806	-
Tertinggi High		(30) 22	(30) 1040	-
Terendah Low		(31) 18	(10) 92	-
Rata-Rata Average		20	631	-

Gulir Emas / Rolling Gold (KGEUSD)
Jakarta Futures Exchange (JFX)

Tanggal (Date)	Bulan (Month)	Juli / July '12		
		Transaksi (kali) Frequency (times)	Volume (lot) Volume (lots)	Open Interest (lots)
2		-	-	-
3		-	-	-
4		-	-	-
5		-	-	-
6		-	-	-
9		-	-	-
10		4	100	14
11		6	150	-
12		7	83	14
13		-	-	-
16		-	-	-
17		-	-	-
18		-	-	-
19		-	-	-
20		-	-	-
23		-	-	-
24		-	-	-
25		-	-	-
26		10	200	14
27		-	-	-
30		-	-	-
31		-	-	-
Tertinggi High		(26) 10	(26) 200	(26) 14
Terendah Low		(10) 4	(12) 83	(26) 14
Rata-Rata Average		7	133	14

Gulir Indeks Emas/Rolling Gold Index (KIE)
Jakarta Futures Exchange (JFX)

Tanggal (Date)	Bulan (Month)	Juli / July '12		
		Transaksi (kali) Frequency (times)	Volume (lot) Volume (lots)	Open Interest (lots)
2		-	-	-
3		-	-	-
4		-	-	-
5		-	-	-
6		-	-	-
9		-	-	-
10		-	-	-
12		-	-	-
13		-	-	-
16		14	240	14
17		17	230	14
18		19	300	14
19		12	230	14
20		14	280	14
23		-	-	-
24		42	820	14
25		1	1	14
26		-	-	-
27		-	-	-
30		-	-	-
31		-	-	-
Tertinggi High		(24) 42	(24) 820	(25) 14
Terendah Low		(25) 1	(25) 1	(25) 14
Rata-Rata Average		17	300	14

Tunda Serah Emas (GOLDID)

Indonesia Commodity & Derivatives Exchange (ICDX)

Tanggal (Date)	Bulan (Month)	Juli / July '12		
		Transaksi (kali) <i>Frequency (times)</i>	Volume (lot) <i>Volume (lots)</i>	Open Interest (lots)
2		6	7	-
3		6	6	-
4		3	3	-
5		3	3	-
6		10	10	-
9		6	10	-
10		8	20	-
11		12	84	-
12		1	1	-
13		17	20	-
16		3	3	-
17		6	6	-
18		5	26	-
19		1	1	-
20		-	-	-
23		5	10	-
24		-	-	-
25		14	27	-
26		12	16	-
27		3	3	-
30		6	18	-
31		2	2	-
Tertinggi <i>High</i>		(16) 17	(12) 84	-
Terendah <i>Low</i>		(20) 1	(20) 1	-
Rata-Rata <i>Average</i>		6	14	-

Tunda Serah Emas (GOLDUD)

Indonesia Commodity & Derivatives Exchange (ICDX)

Tanggal (Date)	Bulan (Month)	Juli / July '12		
		Transaksi (kali) <i>Frequency (times)</i>	Volume (lot) <i>Volume (lots)</i>	Open Interest (lots)
2		91	318	-
3		63	213	-
4		21	61	-
5		302	1578	-
6		282	1353	-
9		27	86	-
10		93	455	-
11		106	514	-
12		86	345	-
13		181	713	-
16		61	226	-
17		201	824	-
18		43	190	-
19		192	879	-
20		49	178	-
23		112	452	-
24		-	-	-
25		171	804	-
26		204	918	-
27		100	365	-
30		61	436	-
31		125	746	-
Tertinggi <i>High</i>		(06) 302	(06) 1578	-
Terendah <i>Low</i>		(22) 21	(19) 61	-
Rata-Rata <i>Average</i>		122	555	-

Emas / Gold (GOLDGR)

Indonesia Commodity & Derivatives Exchange (ICDX)

Tanggal (Date)	Bulan (Month)	Juli / July '12		
		Transaksi (kali) <i>Frequency (times)</i>	Volume (lot) <i>Volume (lots)</i>	Open Interest (lots)
2		-	-	-
3		-	-	-
4		-	-	-
5		-	-	-
6		-	-	-
9		2	2	-
10		6	36	-
11		10	68	-
12		-	-	-
13		4	40	-
16		-	-	-
17		2	20	-
18		2	20	-
19		-	-	-
20		-	-	-
23		4	40	-
24		-	-	-
25		2	20	-
26		30	113	-
27		2	20	-
30		10	68	-
31		44	132	-
Tertinggi <i>High</i>		(31) 44	(22) 132	-
Terendah <i>Low</i>		(27) 2	(30) 2	-
Rata-Rata <i>Average</i>		10	64	-

5. Jumlah dan Volume Transaksi, *Open Interest* dan Hari Perdagangan Selama Lima Tahun
Frequency and Volume, Open Interest and Trading Days for Five Years

Olein (OLE)
Jakarta Futures Exchange (JFX)

No.	Bulan / Month	Transaksi (Kali)/Frequency (Times)					Volume (lot) /Volume (Lots)					Open Interest pada akhir bulan (lot) / Open Interest at the End of This Month (Lots)					Hari Perdagangan / Trading Days (Days)				
		2008	2009	2010	2011	2012	2008	2009	2010	2011	2012	2008	2009	2010	2011	2012	2008	2009	2010	2011	2012
1	Januari/January	-	6	-	162	479	-	10	-	414	1,384	-	-	-	-	-	19	19	20	21	22
2	Pebruari/February	-	2	-	228	369	-	4	-	532	1,037	-	-	-	-	-	20	20	19	18	21
3	Maret/March	-	2	-	581	445	-	4	-	927	1,411	-	-	-	-	-	20	20	22	23	22
4	April/April	-	2	-	375	729	-	4	-	767	1,981	-	-	-	-	-	21	21	21	20	21
5	Mei/May	15	2	-	572	592	15	4	-	899	1,778	-	-	-	-	-	20	20	21	22	23
6	Juni/June	16	2	-	493	648	16	4	-	837	2,638	-	-	-	-	-	22	22	22	22	21
7	Juli/July	4	-	-	581	643	4	-	-	1,226	2,548	-	-	-	-	-	22	22	22	21	22
8	Agustus/August	42	66	83	410		64	98	156	766		-	-	-	-		20	20	22	21	
9	September/September	46	-	191	483		106	-	437	1,234		-	-	-	-		18	18	19	22	
10	Oktober /October	74	-	135	414		184	-	389	1,198		-	-	-	-		22	22	21	21	
11	Nopember/November	29	-	134	482		69	-	440	1,828		-	-	-	-		20	20	21	22	
12	Desember/December	14	-	112	376		14	-	278	1,494		-	-	-	-		21	21	21	20	

Olein (OLE10)
Jakarta Futures Exchange (JFX)

No.	Bulan / Month	Transaksi (Kali)/Frequency (Times)					Volume (lot) /Volume (Lots)					Open Interest pada akhir bulan (lot) / Open Interest at the End of This Month (Lots)					Hari Perdagangan / Trading Days (Days)				
		2008	2009	2010	2011	2012	2008	2009	2010	2011	2012	2008	2009	2010	2011	2012	2008	2009	2010	2011	2012
1	Januari/January	-	-	-	-	268	-	-	-	-	268	-	-	-	-	-	-	-	-	21	22
2	Pebruari/February	-	-	-	-	382	-	-	-	-	462	-	-	-	-	-	-	-	-	18	21
3	Maret/March	-	-	-	-	985	-	-	-	-	1,354	-	-	-	-	-	-	-	-	23	22
4	April/April	-	-	-	-	798	-	-	-	-	978	-	-	-	-	-	-	-	-	20	21
5	Mei/May	-	-	-	-	718	-	-	-	-	896	-	-	-	-	-	-	-	-	22	23
6	Juni/June	-	-	-	-	627	-	-	-	-	834	-	-	-	-	-	-	-	-	22	21
7	Juli/July	-	-	-	-	361	-	-	-	-	564	-	-	-	-	-	-	-	-	21	22
8	Agustus/August	-	-	-	-		-	-	-	-		-	-	-	-	-	-	-	-	21	
9	September/September	-	-	-	-		-	-	-	-		-	-	-	-	-	-	-	-	22	
10	Oktober /October	-	-	-	-		-	-	-	-		-	-	-	-	-	-	-	-	21	
11	Nopember/November	-	-	-	-		-	-	-	-		-	-	-	-	-	-	-	-	22	
12	Desember/December	-	-	-	264		-	-	-	380		-	-	-	-	-	-	-	-	20	

RBD PALM OLEIN (OLEINTR)

Indonesia Commodity & Derivatives Exchange (ICDX)

No.	Bulan / Month	Transaksi (Kali)/Frequency (Times)					Volume (lot) /Volume (Lots)					Open Interest pada akhir bulan (lot) / Open Interest at the End of This Month (Lots)					Hari Perdagangan / Trading Days (Days)				
		2008	2009	2010	2011	2012	2008	2009	2010	2011	2012	2008	2009	2010	2011	2012	2008	2009	2010	2011	2012
1	Januari/January	-	-	-	-	1,147	-	-	-	-	1,429	-	-	-	-	-	-	-	-	-	20
2	Pebruari/February	-	-	-	-	412	-	-	-	-	463	-	-	-	-	-	-	-	-	-	21
3	Maret/March	-	-	-	-	102	-	-	-	-	159	-	-	-	-	-	-	-	-	-	22
4	April/April	-	-	-	-	132	-	-	-	-	141	-	-	-	-	-	-	-	-	-	20
5	Mei/May	-	-	-	-	75	-	-	-	-	80	-	-	-	-	-	-	-	-	-	23
6	Juni/June	-	-	-	-	75	-	-	-	-	76	-	-	-	-	-	-	-	-	-	23
7	Juli/July	-	-	-	-	151	-	-	-	-	158	-	-	-	-	-	-	-	-	-	22
8	Agustus/August	-	-	-	-	-	-	-	-	-	-	-	-	-	-	-	-	-	-	-	-
9	September/September	-	-	-	-	-	-	-	-	-	-	-	-	-	-	-	-	-	-	-	-
10	Oktober /October	-	-	-	-	-	-	-	-	-	-	-	-	-	-	-	-	-	-	-	-
11	Nopember/November	-	-	-	-	-	-	-	-	-	-	-	-	-	-	-	-	-	-	-	-
12	Desember/December	-	-	-	1,340	-	-	-	-	-	-	-	-	-	-	-	-	-	-	22	-

Crude Palm Oil (CPOTR)

Indonesia Commodity & Derivatives Exchange (ICDX)

No.	Bulan / Month	Transaksi (Kali)/Frequency (Times)					Volume (lot) /Volume (Lots)					Open Interest pada akhir bulan (lot) / Open Interest at the End of This Month (Lots)					Hari Perdagangan / Trading Days (Days)				
		2008	2009	2010	2011	2012	2008	2009	2010	2011	2012	2008	2009	2010	2011	2012	2008	2009	2010	2011	2012
1	Januari/January	-	-	-	11,233	23,091	-	-	-	42,734	62,550	-	-	-	-	-	-	-	-	21	20
2	Pebruari/February	-	-	-	9,314	24,920	-	-	-	41,249	63,681	-	-	-	-	-	-	-	-	17	21
3	Maret/March	-	-	-	14,623	26,098	-	-	-	53,366	70,885	-	-	-	-	-	-	-	-	23	22
4	April/April	-	-	-	13,521	27,884	-	-	-	46,543	66,325	-	-	-	-	-	-	-	-	20	20
5	Mei/May	-	-	-	11,492	29,663	-	-	-	53,018	70,602	-	-	-	-	-	-	-	-	22	23
6	Juni/June	-	-	-	11,519	34,535	-	-	-	55,099	73,589	-	-	-	-	-	-	-	-	22	21
7	Juli/July	-	-	-	12,458	32,752	-	-	-	63,061	74,148	-	-	-	-	-	-	-	-	21	22
8	Agustus/August	-	-	-	15,293		-	-	-	56,212		-	-	-	-	-	-	-	-	23	
9	September/September	-	-	-	22,371		-	-	-	78,660		-	-	-	-	-	-	-	-	22	
10	Oktober /October	-	-	-	35,429		-	-	-	99,976		-	-	-	-	-	-	-	-	21	
11	Nopember/November	-	-	-	38,422		-	-	-	102,560		-	-	-	-	-	-	-	-	22	
12	Desember/December	-	-	-	31,436		-	-	-	79,287		-	-	-	-	-	-	-	-	22	

Kakao / Cocoa (CC5)
Jakarta Futures Exchange (JFX)

No.	Bulan / Month	Transaksi (Kali)/Frequency (Times)					Volume (lot) /Volume (Lots)					Open Interest pada akhir bulan (lot) / Open Interest at the End of This Month (Lots)					Hari Perdagangan / Trading Days (Days)				
		2008	2009	2010	2011	2012	2008	2009	2010	2011	2012	2008	2009	2010	2011	2012	2008	2009	2010	2011	2012
1	Januari/January	-	-	-	-	2,205	-	-	-	-	3,520	-	-	-	-	-	-	-	-	-	22
2	Pebruari/February	36	109	133	226	81	40	223	133	602	1,001	-	1	-	-	-	20	20	19	18	21
3	Maret/March	-	-	-	-	4,099	-	-	-	-	4,187	-	-	-	-	-	-	-	-	-	22
4	April/April	-	-	-	-	3,003	-	-	-	-	4,785	-	-	-	-	-	-	-	-	-	21
5	Mei/May	-	-	-	-	3,338	-	-	-	-	3,665	-	-	-	-	-	-	-	-	-	23
6	Juni/June	-	-	-	-	3,512	-	-	-	-	3,682	-	-	-	-	-	-	-	-	-	21
7	Juli/July	-	-	-	-	3,362	-	-	-	-	3,837	-	-	-	-	-	-	-	-	-	22
8	Agustus/August	-	-	-	-	-	-	-	-	-	-	-	-	-	-	-	-	-	-	-	-
9	September/September	-	-	-	-	-	-	-	-	-	-	-	-	-	-	-	-	-	-	-	-
10	Oktober /October	-	-	-	-	-	-	-	-	-	-	-	-	-	-	-	-	-	-	-	-
11	Nopember/November	-	-	-	-	-	-	-	-	-	-	-	-	-	-	-	-	-	-	-	-
12	Desember/December	-	-	-	618	-	-	-	-	1,659	-	-	-	-	-	-	-	-	-	20	-

Emas / Gold (GOL)
Jakarta Futures Exchange (JFX)

No.	Bulan / Month	Transaksi (Kali)/Frequency (Times)					Volume (lot) /Volume (Lots)					Open Interest pada akhir bulan (lot) / Open Interest at the End of This Month (Lots)					Hari Perdagangan / Trading Days (Days)				
		2008	2009	2010	2011	2012	2008	2009	2010	2011	2012	2008	2009	2010	2011	2012	2008	2009	2010	2011	2012
1	Januari/January	96	106	173	172	106	96	208	173	336	1,021	-	-	-	-	-	20	19	20	21	22
2	Pebruari/February	36	109	133	226	81	40	223	133	602	1,001	-	1	-	-	-	20	20	19	18	21
3	Maret/March	-	126	148	242	189	-	249	148	557	1,364	-	1	-	-	-	17	20	22	23	22
4	April/April	-	112	140	208	140	-	222	140	580	1,470	-	-	-	-	-	22	21	21	20	21
5	Mei/May	-	127	131	181	98	-	246	135	390	1,144	-	-	-	-	-	20	20	21	22	23
6	Juni/June	-	177	150	188	122	-	326	155	548	2,166	-	-	-	-	-	21	22	22	22	21
7	Juli/July	-	50	158	202	160	-	78	166	800	1,972	-	-	-	-	-	22	22	22	21	22
8	Agustus/August	-	137	206	128		-	260	266	398		-	-	-	-		20	20	22	21	
9	September/September	-	152	289	190		-	303	489	928		-	-	17	-		20	18	19	22	
10	Oktober /October	-	198	245	224		-	379	485	1,092		-	-	-	-		20	22	21	21	
11	Nopember/November	78	190	205	143		177	345	471	1,997		-	-	-	-		20	20	21	22	
12	Desember/December	166	118	181	106		230	250	333	946		-	-	-	15		19	21	21	20	

Emas / Gold (GOL100)
Jakarta Futures Exchange (JFX)

No.	Bulan / Month	Transaksi (Kali)/Frequency (Times)					Volume (lot) /Volume (Lots)					Open Interest pada akhir bulan (lot) / Open Interest at the End of This Month (Lots)					Hari Perdagangan / Trading Days (Days)				
		2008	2009	2010	2011	2012	2008	2009	2010	2011	2012	2008	2009	2010	2011	2012	2008	2009	2010	2011	2012
1	Januari/January	-	-	-	-	-	-	-	-	-	-	-	-	-	-	-	-	-	-	-	-
2	Pebruari/February	-	-	-	-	-	-	-	-	-	-	-	-	-	-	-	-	-	-	-	-
3	Maret/March	-	-	-	-	-	-	-	-	-	-	-	-	-	-	-	-	-	-	-	-
4	April/April	-	-	-	-	-	-	-	-	-	-	-	-	-	-	-	-	-	-	-	-
5	Mei/May	-	-	-	-	-	-	-	-	-	-	-	-	-	-	-	-	-	-	-	-
6	Juni/June	-	-	-	-	-	-	-	-	-	-	-	-	-	-	-	-	-	-	-	-
7	Juli/July	-	-	-	-	115	-	-	-	-	578	-	-	-	-	-	-	-	-	-	22
8	Agustus/August	-	-	-	-	-	-	-	-	-	-	-	-	-	-	-	-	-	-	-	-
9	September/September	-	-	-	-	-	-	-	-	-	-	-	-	-	-	-	-	-	-	-	-
10	Oktober /October	-	-	-	-	-	-	-	-	-	-	-	-	-	-	-	-	-	-	-	-
11	Nopember/November	-	-	-	-	-	-	-	-	-	-	-	-	-	-	-	-	-	-	-	-
12	Desember/December	-	-	-	-	-	-	-	-	-	-	-	-	-	-	-	-	-	-	-	-

Emas / Gold (GOL250)
Jakarta Futures Exchange (JFX)

No.	Bulan / Month	Transaksi (Kali)/Frequency (Times)					Volume (lot) /Volume (Lots)					Open Interest pada akhir bulan (lot) / Open Interest at the End of This Month (Lots)					Hari Perdagangan / Trading Days (Days)				
		2008	2009	2010	2011	2012	2008	2009	2010	2011	2012	2008	2009	2010	2011	2012	2008	2009	2010	2011	2012
1	Januari/January	-	-	-	599	449	-	-	-	1,427	2,007	-	-	-	-	-	-	-	-	21	22
2	Pebruari/February	-	-	-	470	395	-	-	-	1,369	2,047	-	-	-	-	-	-	-	-	18	21
3	Maret/March	-	-	-	386	534	-	-	-	977	2,043	-	-	-	-	-	-	-	-	23	22
4	April/April	-	-	-	356	639	-	-	-	982	2,143	-	-	-	-	-	-	-	-	20	21
5	Mei/May	-	-	-	293	817	-	-	-	1,103	1,144	-	-	-	-	-	-	-	-	22	23
6	Juni/June	-	-	-	331	374	-	-	-	1,206	2,678	-	-	-	-	-	-	-	-	22	21
7	Juli/July	-	-	-	343	1,301	-	-	-	1,648	3,463	-	-	-	-	-	-	-	-	21	22
8	Agustus/August	-	-	-	255		-	-	-	1,144		-	-	-	-	-	-	-	-	21	
9	September/September	-	-	-	432		-	-	-	2,312		-	-	-	-	-	-	-	-	22	
10	Oktober /October	-	-	-	557		-	-	-	2,360		-	-	-	-	-	-	-	-	21	
11	Nopember/November	-	-	-	487		-	-	-	2,324		-	-	-	-	-	-	-	-	22	
12	Desember/December	-	-	-	537		-	-	-	2,347		-	-	-	-	-	-	-	-	20	

Emas / Gold (GOLDGR)

Indonesia Commodity & Derivatives Exchange (ICDX)

No.	Bulan / Month	Transaksi (Kali)/Frequency (Times)					Volume (lot) /Volume (Lots)					Open Interest pada akhir bulan (lot) / Open Interest at the End of This Month (Lots)					Hari Perdagangan / Trading Days (Days)				
		2008	2009	2010	2011	2012	2008	2009	2010	2011	2012	2008	2009	2010	2011	2012	2008	2009	2010	2011	2012
1	Januari/January	-	-	-	235	43	-	-	-	780	235	-	-	-	-	-	-	-	-	21	20
2	Pebruari/February	-	-	-	221	101	-	-	-	630	397	-	-	-	-	-	-	-	-	17	21
3	Maret/March	-	-	-	461	32	-	-	-	1,265	348	-	-	-	-	-	-	-	-	23	22
4	April/April	-	-	-	432	61	-	-	-	1,284	397	-	-	-	-	-	-	-	-	18	20
5	Mei/May	-	-	-	1,143	62	-	-	-	2,264	466	-	-	-	-	-	-	-	-	22	23
6	Juni/June	-	-	-	551	91	-	-	-	1,107	625	-	-	-	-	-	-	-	-	22	21
7	Juli/July	-	-	-	479	118	-	-	-	882	579	-	-	-	-	-	-	-	-	21	22
8	Agustus/August	-	-	-	728		-	-	-	1,903		-	-	-	-	-	-	-	-	23	
9	September/September	-	-	-	231		-	-	-	618		-	-	-	-	-	-	-	-	22	
10	Oktober /October	-	-	-	266		-	-	-	989		-	-	-	-	-	-	-	-	21	
11	Nopember/November	-	-	-	178		-	-	-	668		-	-	-	-	-	-	-	-	22	
12	Desember/December	-	-	-	86		-	-	-	419		-	-	-	-	-	-	-	-	22	

Gulir Emas / Rolling Gold (KGE)
Jakarta Futures Exchange (JFX)

No.	Bulan / Month	Transaksi (Kali)/Frequency (Times)					Volume (lot) /Volume (Lots)					Open Interest pada akhir bulan (lot) / Open Interest at the End of This Month (Lots)					Hari Perdagangan / Trading Days (Days)				
		2008	2009	2010	2011	2012	2008	2009	2010	2011	2012	2008	2009	2010	2011	2012	2008	2009	2010	2011	2012
1	Januari/January	-	-	-	-	-	-	-	-	-	-	-	-	-	-	-	20	19	20	21	22
2	Pebruari/February	-	-	-	-	-	-	-	-	-	-	-	-	-	-	-	20	20	19	18	21
3	Maret/March	-	-	-	-	2	-	-	-	-	2	-	-	-	-	-	17	20	22	23	22
4	April/April	-	-	-	-	56	-	-	-	-	1,918	-	-	-	-	-	22	21	21	20	21
5	Mei/May	-	-	-	-	38	-	-	-	-	1,940	-	-	-	-	-	20	20	21	22	23
6	Juni/June	334	-	-	-	66	328	-	-	-	1,066	-	-	-	-	-	21	22	22	22	22
7	Juli/July	296	-	-	-	79	695	-	-	-	2,523	-	-	-	-	-	22	22	22	21	22
8	Agustus/August	422	-	1	-	-	422	-	1	-	-	-	-	-	-	-	20	20	22	21	-
9	September/September	342	-	140	-	-	436	-	172	-	-	-	-	-	-	-	20	18	19	22	-
10	Oktober /October	588	-	100	-	-	3,060	-	100	-	-	-	-	-	-	-	20	22	21	21	-
11	Nopember/November	66	-	10	-	-	66	-	20	-	-	-	-	-	-	-	20	20	21	22	-
12	Desember/December	16	-	-	-	-	96	-	-	-	-	-	-	-	-	-	19	21	21	20	-

Gulir Emas / Rolling Gold (KGEUSD)
Jakarta Futures Exchange (JFX)

No.	Bulan / Month	Transaksi (Kali)/Frequency (Times)					Volume (lot) /Volume (Lots)					Open Interest pada akhir bulan (lot) / Open Interest at the End of This Month (Lots)					Hari Perdagangan / Trading Days (Days)				
		2008	2009	2010	2011	2012	2008	2009	2010	2011	2012	2008	2009	2010	2011	2012	2008	2009	2010	2011	2012
1	Januari/January	-	-	180	163	68	-	-	224	910	1,488	-	-	21	-	-	-	19	20	21	22
2	Pebruari/February	-	29	60	126	92	-	63	73	730	1,590	-	5	11	-	-	-	20	19	18	21
3	Maret/March	-	55	-	138	50	-	81	-	836	1,100	-	6	11	-	-	-	20	22	23	22
4	April/April	-	62	-	150	101	-	95	-	941	1,072	-	2	11	-	-	-	21	21	20	21
5	Mei/May	-	108	-	147	266	-	143	-	928	1,805	-	5	11	-	-	-	20	21	22	23
6	Juni/June	-	100	-	150	67	-	104	-	940	631	-	3	11	-	-	-	22	22	22	21
7	Juli/July	-	68	-	132	27	-	70	-	1,171	533	-	3	11	13	-	-	22	22	21	22
8	Agustus/August	-	61	-	79		-	50	-	1,162		-	5	11	36		-	20	22	21	
9	September/September	-	168	164	72		-	178	962	1,170		-	6	21	80		-	18	19	22	
10	Oktober /October	-	371	170	82		-	398	954	1,062		-	15	-	82		-	22	21	21	
11	Nopember/November	-	341	163	64		-	384	910	1,176		-	5	-	82		-	20	21	22	
12	Desember/December	-	469	163	70		-	672	910	1,589		-	53	-	-		-	21	21	20	

Gulir Indeks Emas/Rolling Gold Index (KIE)
Jakarta Futures Exchange (JFX)

No.	Bulan / Month	Transaksi (Kali)/Frequency (Times)					Volume (lot) /Volume (Lots)					Open Interest pada akhir bulan (lot) / Open Interest at the End of This Month (Lots)					Hari Perdagangan / Trading Days (Days)				
		2008	2009	2010	2011	2012	2008	2009	2010	2011	2012	2008	2009	2010	2011	2012	2008	2009	2010	2011	2012
1	Januari/January	188	210	44	107	171	5,330	471	729	863	2,122	4,434	1,250	1,302	60	246	20	19	20	21	22
2	Pebruari/February	125	154	19	118	146	2,210	438	297	898	1,810	3,187	1,253	1,062	87	-	20	20	19	18	21
3	Maret/March	226	124	2	158	142	1,840	317	8	1,425	2,206	4,107	1,192	1,054	92	-	17	20	22	23	22
4	April/April	263	172	7	97	281	5,070	503	19	844	2,653	4,062	1,131	1,035	119	14	22	21	21	20	21
5	Mei/May	1,816	106	20	108	146	2,267	213	365	1,075	2,388	4,076	1,149	1,292	119	14	20	20	21	22	23
6	Juni/June	4,521	132	11	109	147	4,521	580	209	1,073	2,398	1,645	1,162	1,086	121	14	21	22	22	22	21
7	Juli/July	137	150	6	157	119	1,799	767	55	1,705		1,082	1,148	1,034	121		22	22	22	21	22
8	Agustus/August	156	80	6	234		1,713	333	17	2,529		1,331	1,353	1,040	140		20	20	22	21	
9	September/September	326	86	86	216		4,077	500	422	2,480		2,451	1,258	1,040	154		20	18	19	22	
10	Oktober /October	564	229	92	242		7,142	2,356	542	2,907		1,184	1,347	50	154		20	22	21	21	
11	Nopember/November	542	138	157	206		8,218	974	984	2,464		1,218	1,335	-	158		20	20	21	22	
12	Desember/December	539	43	126	176		900	253	809	2,116		1,205	1,335	-	-		19	21	21	20	

Tunda Serah Emas (GOLDID)
Indonesia Commodity & Derivatives Exchange (ICDX)

No.	Bulan / Month	Transaksi (Kali)/Frequency (Times)					Volume (lot) /Volume (Lots)					Open Interest pada akhir bulan (lot) / Open Interest at the End of This Month (Lots)					Hari Perdagangan / Trading Days (Days)				
		2008	2009	2010	2011	2012	2008	2009	2010	2011	2012	2008	2009	2010	2011	2012	2008	2009	2010	2011	2012
1	Januari/January	-	-	-	-	394	-	-	-	-	911	-	-	-	-	-	-	-	-	-	20
2	Pebruari/February	-	-	-	-	259	-	-	-	-	488	-	-	-	-	-	-	-	-	-	21
3	Maret/March	-	-	-	-	300	-	-	-	-	569	-	-	-	-	-	-	-	-	-	22
4	April/April	-	-	-	187	282	-	-	-	2,139	472	-	-	-	-	-	-	-	-	18	20
5	Mei/May	-	-	-	235	245	-	-	-	1,011	509	-	-	-	-	-	-	-	-	22	23
6	Juni/June	-	-	-	298	233	-	-	-	630	669	-	-	-	-	-	-	-	-	22	21
7	Juli/July	-	-	-	199	129	-	-	-	418	276	-	-	-	-	-	-	-	-	21	22
8	Agustus/August	-	-	-	435		-	-	-	1,251		-	-	-	-	-	-	-	-	23	
9	September/September	-	-	-	241		-	-	-	639		-	-	-	-	-	-	-	-	22	
10	Oktober /October	-	-	-	78		-	-	-	217		-	-	-	-	-	-	-	-	21	
11	Nopember/November	-	-	-	117		-	-	-	355		-	-	-	-	-	-	-	-	22	
12	Desember/December	-	-	-	212		-	-	-	355		-	-	-	-	-	-	-	-	22	

Tunda Serah Emas (GOLDUD)

Indonesia Commodity & Derivatives Exchange (ICDX)

No.	Bulan / Month	Transaksi (Kali)/Frequency (Times)					Volume (lot) /Volume (Lots)					Open Interest pada akhir bulan (lot) / Open Interest at the End of This Month (Lots)					Hari Perdagangan / Trading Days (Days)				
		2008	2009	2010	2011	2012	2008	2009	2010	2011	2012	2008	2009	2010	2011	2012	2008	2009	2010	2011	2012
1	Januari/January	-	-	-	-	1,173	-	-	-	-	4,687	-	-	-	-	-	-	-	-	-	20
2	Pebruari/February	-	-	-	-	3,496	-	-	-	-	10,596	-	-	-	-	-	-	-	-	-	21
3	Maret/March	-	-	-	-	2,222	-	-	-	-	8,713	-	-	-	-	-	-	-	-	-	22
4	April/April	-	-	-	492	5,575	-	-	-	9,845	17,994	-	-	-	-	-	-	-	-	18	20
5	Mei/May	-	-	-	1,084	3,275	-	-	-	21,456	14,333	-	-	-	-	-	-	-	-	22	23
6	Juni/June	-	-	-	1,118	2,233	-	-	-	6,499	10,052	-	-	-	-	-	-	-	-	22	21
7	Juli/July	-	-	-	1,843	2,602	-	-	-	5,719	11,654	-	-	-	-	-	-	-	-	21	22
8	Agustus/August	-	-	-	2,026		-	-	-	8,804		-	-	-	-	-	-	-	-	23	
9	September/September	-	-	-	1,194		-	-	-	4,192		-	-	-	-	-	-	-	-	22	
10	Oktober /October	-	-	-	1,323		-	-	-	3,007		-	-	-	-	-	-	-	-	21	
11	Nopember/November	-	-	-	3,396		-	-	-	13,035		-	-	-	-	-	-	-	-	22	
12	Desember/December	-	-	-	1,312		-	-	-	6,391		-	-	-	-	-	-	-	-	22	

6. Harga Komoditi
Di Pasar Spot Lokal dan Internasional
Prices of Commodities at Local Spots and International Markets

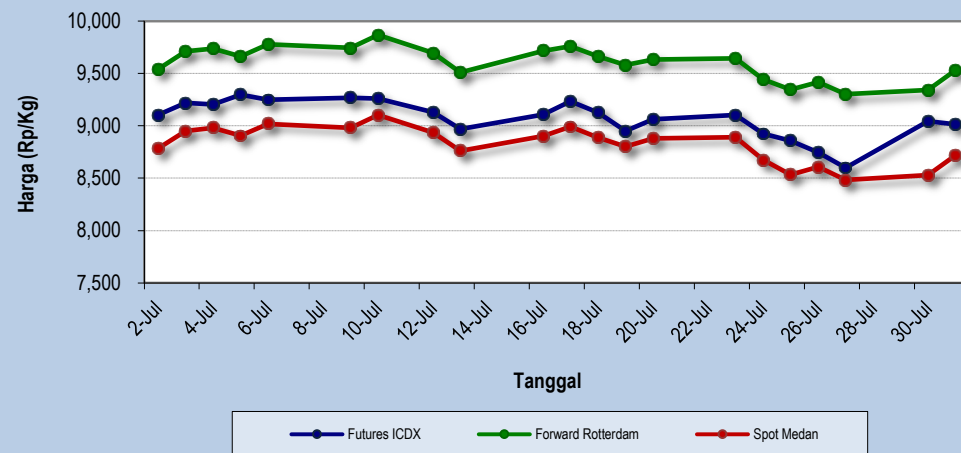
Juli / July 2012																														
NO.	KOMODITAS	PASAR	BULAN PENYERAHAN	TANGGAL																								Rata2 bulan ini	Rata2 bulan lalu	Perubahan
				2	3	4	5	6	9	10	12	13	16	17	18	19	20	23	24	25	26	27	30	31						
1.	Minyak Kelapa Sawit	Rotterdam (US\$/Ton)	Jul'12	-	-	1,040.0	1,030.0	1,040.0	1,032.5	-	1,025.0	1,005.0	-	1,030.0	1,020.0	-	1,017.5	1,017.5	-	-	-	-	-	-	-	1,026.7	989.5	37.17		
			Ags'12/Sep'12	-	1,030.0	1,040.0	-	1,042.5	1,035.0	1,045.0	1,025.0	1,005.0	-	1,030.0	1,020.0	-	-	-	995.0	-	-	-	-	-	-	1,026.8	-	-		
			Okt'12/Des'12	1,015.0	1,030.0	1,040.0	1,032.5	1,047.5	1,037.5	104.5	1,027.5	1,010.0	1,025.0	1,035.0	1,025.0	1,012.5	1,020.0	-	1,000.0	985.0	992.5	980.0	985.0	1,005.0	970.5	996.0	(25.47)			
			Jan'13/Mar'13	-	1,033	-	-	-	-	-	-	-	-	-	-	-	1,020	1,025	-	1,005	985	998	985	990	1,008	1,005	1,003	2.78		
		Medan (Rp/Kg)	SPOT	8,783	8,950	8,983	8,907	9,020	8,983	9,105	8,935	8,763	8,903	8,993	8,888	8,801	8,879	8,893	8,675	9,535	8,609	8,484	8,531	8,720	8,873	8,635	238.2			
2.	Olein	Rotterdam (US\$/Ton)	Ags'12/Sep'12	990.0	1,010.0	1,025.0	1,025.0	1,040.0	1,025.0	1,030.0	1,012.5	992.5	1,005.0	1,020.0	1,007.5	1,000.0	1,007.5	1,005.0	982.5	960.0	967.5	950.0	965.0	987.5	1,000.4	984.3	16.07			
			Okt'12/Des'12	995.0	1,012.5	1,027.5	1,025.0	1,040.0	1,025.0	1,030.0	1,012.5	992.5	1,005.0	1,020.0	1,007.5	1,000.0	1,007.5	1,005.0	982.5	962.5	972.5	955.0	970.0	987.5	1,001.7	975.5	26.19			
			Jan'13/Mar'13	995.0	1,015.0	1,030.0	1,027.5	1,042.5	1,027.5	1,032.5	1,015.0	997.5	10,075.0	1,022.5	1,012.5	1,002.5	1,012.5	1,080.0	985.0	867.5	975.0	960.0	975.0	992.5	1,435.4	976.9	458.42			
		Jakarta (Rp/Kg)	SPOT	9,185.0	9,365.0	9,415.0	9,550.0	9,560.0	9,570.0	9,600.0	9,565.0	9,420.0	9,335.0	9,535.0	9,550.0	9,470.0	9,445.0	9,732.0	9,435.0	9,270.0	9,140.0	9,205.0	9,180.0	9,295.0	9,420.1	9,058.3	361.77			
3.	Minyak Kelapa	Rotterdam (US\$/Ton)	Jul'12/Ags'12	1,080.0	1,100.0	1,110.0	1,105.0	1,110.0	1,100.0	1,125.0	1,110.0	1,095.0	-	-	-	-	-	-	-	-	-	-	-	-	1,103.9	1,060.3	43.6			
			Ags'12/Sep'12	1,090.0	-	1,115.0	-	1,120.0	1,110.0	1,130.0	1,120.0	1,105.0	1,090.0	1,100.0	1,070.0	1,055.0	1,060.0	1,060.0	1,025.0	-	980.0	1,000.0	1,000.0	1,020.0	1,069.4	1,068.9	0.6			
			Sep'12/Okt'12	1,105	1,120	1,135	1,130	1,130	1,120	-	1,125	1,110	1,100	1,110	1,080	1,065	1,070	1,070	1,035	1,020	1,000	1,010	1,010	1,030	1,079	1,066.1	12.6			
		Bitung (Rp/Kg)	SPOT	9,827.0	10,046.0	10,073.0	10,045.0	10,114.0	10,057.0	10,300.0	10,178.0	10,054.0	10,051.0	10,095.0	9,797.0	9,660.0	9,716.0	9,732.0	9,391.0	9,345.0	9,156.0	9,149.0	9,149.0	9,340.0	9,775.0	9,652.2	122.8			
4.	Kakao	New York (US\$/Ton)	Sep'12	2,291	2,290	2,350	2,350	2,328	2,252	2,319	2,292	2,189	2,216	2,197	2,195	2,204	2,230	2,229	2,238	2,209	2,230	2,316	2,330	2,341	2,266	2,178	88.5			
			Des'12	2,304	2,305	2,361	2,361	2,337	2,265	2,331	2,307	2,207	2,233	2,216	2,212	2,221	2,244	2,245	2,254	2,229	2,246	2,326	2,342	2,353	2,281	2,190	91.3			
			Mar'13	2,306	2,307	2,361	2,361	2,335	2,267	2,339	2,317	2,222	2,249	2,232	2,228	2,237	2,258	2,258	2,267	2,255	2,258	2,336	2,352	2,365	2,291	2,207	84.0			
		Makassar (Rp/Kg)	SPOT	18,247	18,290	18,730	18,766	18,599	17,951	18,593	18,375	17,434	17,686	17,498	17,459	17,557	17,819	17,837	17,913	17,642	17,847	18,648	18,780	18,885	18,122	17,288	834.1			

Sambungan / Continued

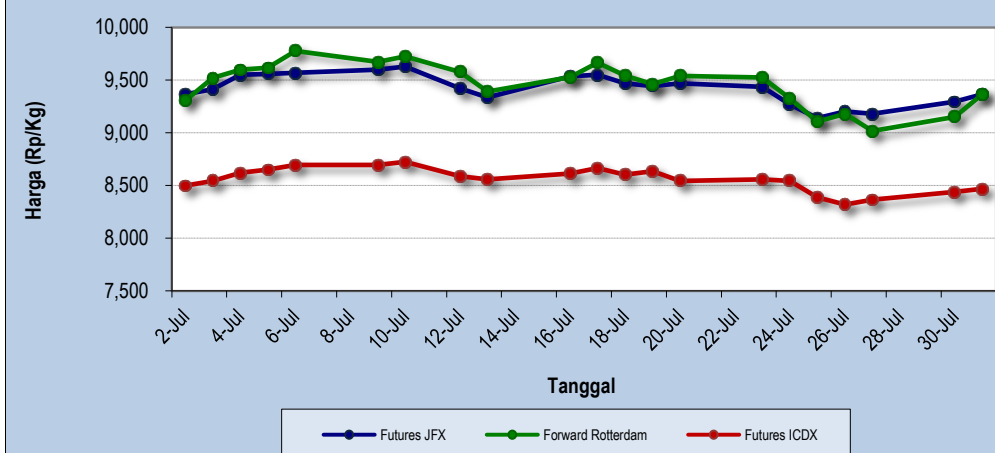
Juli / July 2012																											
NO.	KOMODITAS	PASAR	BULAN PENYERAHAN	TANGGAL																				Rata2 bulan ini	Rata2 bulan lalu	Perubahan	
				1	2	5	6	7	8	9	12	13	14	15	16	19	20	21	22	26	27	28	29				30
5.	Kopi Arabika	New York (Sen US\$/Lbs)	Jul'12	170.10	174.30	180.10	180.10	179.25	175.90	181.75	182.70	181.15	184.45	182.55	180.75	181.40	188.20	-	-	-	-	-	-	-	180.19	156.45	23.7
			Sep'12	170.7	174.6	180.5	180.5	180.4	176.5	182.4	184.7	182.1	186.1	184.0	181.9	182.2	189.0	187.0	185.1	175.5	176.3	174.1	173.7	178.4	180.2	157.9	22.3
			Des'12	173.8	177.7	183.4	183.4	183.3	179.4	185.3	187.6	185.1	189.2	187.2	185.1	185.1	191.6	189.6	187.7	178.3	179.2	176.9	176.7	181.2	183.2	957.9	(774.7)
6.	Kopi Robusta	London (US\$/Ton)	Jul'12	2,103	2,095	2,111	2,075	2,065	2,044	2,033	2,020	2,012	2,062	2,088	2,082	2,110	2,168	2,165	2,150	2,141	2,132	2,192	2,229	2,223	2,110	2,130	(20.9)
			Sep'12	2,134	2,135	2,136	2,098	2,099	2,045	2,035	2,021	2,013	2,063	2,089	2,083	2,111	2,192	2,187	2,167	2,158	2,149	2,209	2,246	2,240	2,124	2,099	25.1
			Nov'12	2,134	2,135	2,136	2,102	2,104	2,049	2,044	2,032	2,023	2,068	2,083	2,079	2,096	2,171	-	2,152	2,143	2,141	2,179	2,200	2,196	2,113	2,089	23.9
		B. Lampung (Rp/Kg)	SPOT	18,662	19,596	20,092	19,107	19,107	19,561	19,314	20,207	18,847	19,864	19,517	19,272	20,215	19,269	19,490	20,386	19,333	19,169	19,169	19,430	19,101	19,462	18,227	1,235.8
7.	Karet	Singapore(TSR-20)	Ags'12	283.0	288.5	296.0	292.0	298.8	292.5	290.5	289.5	288.9	293.0	294.1	294.3	281.0	293.8	291.9	283.2	283.5	284.1	284.1	284.1	279.5	288.9	288.6	0.3
			Sep'12	283.6	289.0	295.3	197.2	299.5	294.0	291.3	289.5	289.5	29.5	294.0	294.6	291.2	293.5	292.8	283.4	284.0	283.5	283.7	284.0	280.6	272.6	289.1	(16.6)
			Okt'12	-	289.0	298.1	298.0	300.5	295.0	291.3	289.6	289.0	293.6	294.5	294.5	292.0	293.9	293.4	283.4	284.0	283.5	776.3	284.0	280.9	315.2	-	-
		Palembang (Rp/Kg)	SPOT	25,937	26,870	27,393	27,445	27,767	27,276	27,101	27,061	27,056	27,439	27,531	27,518	27,226	27,515	27,378	26,538	26,572	26,637	26,615	26,605	26,179	27,031	26,889	142.9
8.	Jagung	Chicago (Sen US\$/Bushel)	Jul'12	672.50	692.50	718.75	718.75	768.00	743.25	775.25	750.75	771.25	740.50	776.75	779.50	795.00	807.75	824.50	814.00	-	-	-	-	-	759.31	597.61	161.7
			Sep'12	628.50	652.25	674.00	674.00	708.75	695.25	732.00	704.00	731.25	740.25	772.50	771.25	784.25	778.50	795.75	785.50	790.00	794.50	281.25	798.50	820.00	719.63	550.31	169.3
			Des'12	634.75	655.75	674.50	674.50	708.50	693.00	730.00	704.00	732.25	741.75	772.50	771.75	783.25	770.50	781.25	776.50	778.25	788.00	776.25	793.25	814.00	740.69	547.77	192.9
		B. Lampung (Rp/Kg)	SPOT	1,916	1,970	2,019	2,023	2,145	2,093	2,171	2,117	2,170	2,096	2,182	2,186	2,225	2,258	2,301	2,275	2,218	2,229	2,195	2,237	2,289	2,158	1,747	411.1
9.	Lada Putih Muntok	London (US\$/Ton)	SPOT	9,900	9,900	9,900	9,900	9,900	9,850	9,850	9,850	9,850	9,850	9,850	9,850	9,850	9,850	97,850	9,850	9,850	9,850	9,850	8,900	8,900	13,962	9,845	4,116.66
			Jul'12	-	9800.00	9,800	9,800	9,800	9,750	9,750	9,750	9,750	9,750	9,750	9,750	9,750	9,750	9,750	9,750	9,750	9,750	9,750	8,800	8,800	9,665	-	-
		Pangkal Pinang (Rp/Kg)	SPOT	81,908	82,145	81,592	81,750	81,925	81,807	81,851	82,017	82,174	82,156	82,121	82,025	82,086	82,156	82,287	82,244	82,261	82,287	82,218	74,085	74,085	81,294	82,368	(1,074)
10.	Lada Hitam ASTA	London (US\$/Ton)	SPOT	-	-	-	-	-	-	-	-	-	-	-	-	-	-	-	-	-	-	-	-	-	-	-	
			Jul'12	7450.00	7450.00	7450.00	7450.00	7450.00	7400.00	7400.00	7400.00	7400.00	7400.00	7400.00	7400.00	7400.00	7400.00	7400.00	7400.00	7,400	7,400	7,400	6,500	6,500	7,326.00	-	-
		B.Lampung (Rp/Kg)	SPOT	53,838	53,993	53,632	53,735	53,850	53,678	53,707	53,815	53,918	53,906	53,883	53,821	53,861	53,906	53,992	53,963	53,975	53,992	53,946	47,215	47,215	53,231	54,550	(1,319.8)

7. Grafik Perkembangan Harga Komoditi *Historical Commodity Price Charts*

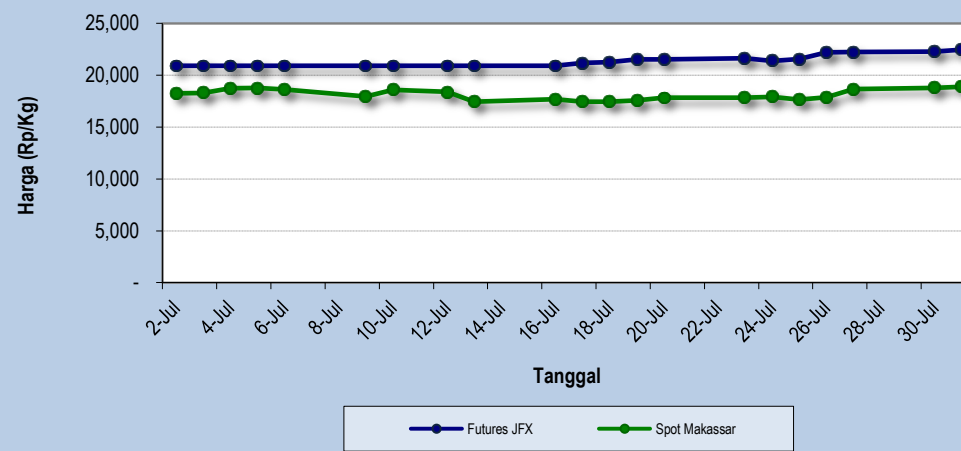
PERKEMBANGAN HARGA CPO
Bulan Juli 2012



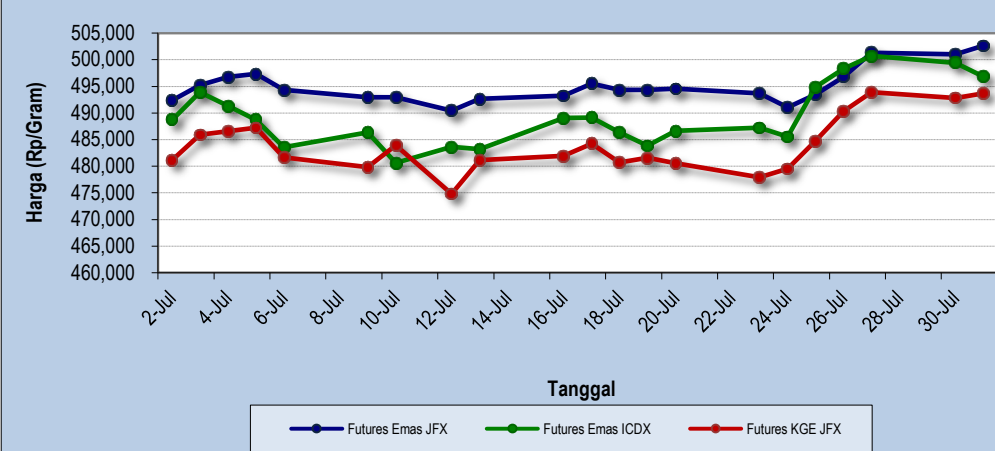
PERKEMBANGAN HARGA OLEIN
Bulan Juli 2012



PERKEMBANGAN HARGA KAKAO
Bulan Juli 2012



PERKEMBANGAN HARGA EMAS
Bulan Juli 2012



8. Rekapitulasi Penyelenggaraan Pasar Lelang *Auction Market Activities Recapitulation*

Juli / July 2012

NO	TANGGAL	PENYELENGGARA	TRANSAKSI	KOMODITI	JUMLAH PENJUAL	JUMLAH PEMBELI
1	03 Juli 2012	Sulawesi Utara	Rp 13,062,200,000	Ayam kampung, beras, cengkeh, coklat, dodol salak, gabah kering, gula merah, ikan, jagung, jahe merah, kentang, kacang merah, kayu, kopra, perahu, rumag panggung, salak. telur itik, telur bebek, udang	20	11
2	06 Juli 2012	Lampung	Rp 3,115,975,000	Alpukat, batik, bibit tanaman, beras, cabe, coklat, gula kelapa, jahe, jengkol, kayu manis, kelapa, kemiri, kopi, kunyit,angka, petai, pepaya, pisang, sayur-mayur, sari jahe, udang	17	8
3	11 Juli 2012	Riau	Rp 4,451,530,000	Bangkit sagu, beras, biji kopi, brownis, cendol kering, dakak-dakak, dodol nanas, ikan, jagung, jeru, kayu manis, kerupuk, keripik, makanan rinagn, minuman rinagn, rendang, sagu bakar, lempuk durian	13	3
4	12 Juli 2012	Jawa Barat	Rp 13,230,000,000	Beras, cabe, cengkeh, gula pasir , gula merah, jahe, jagung, jambu, kapulaga, kentang, kopi, minyak kelapa, minyak goreng, pepaya, pupuk organik, tebu, tomat	12	5
5	18 Juli 2012	Sumatra Barat	Rp 205,460,000	Beras, emping, coklat, gardamon, gardamunggu, gula/gula olahan, ikan bilis, karet, kacang -kacangan, kemiri, kerajinan sulaman, kerupuk, kopi bubuk, kulit manis, kue manis, kue basah, makanan ringan, makanan olahan, minuman segar, pala, permen, pinang, pupuk organik, sari buah, tembakau	305	88
6	21 Juli 2012	Jawa Timur	Rp 1,430,500,000	Apel, ayam, bawang merah, bawang putih, beras, bumbu siap saji, buah-buahan, cabe, cengkeh, coklat, daging sapi, gula pasir, garam, jagung, jahe, jengkol, jeruk, kacang tanah, kacang hijau, kayu, kapulaga, kentang, kemiri, kubis/kol, kopra, kopi, mente, meubel, melon, minuman tonik apel, pinang, rempah-rempah, rumput laut, sapi, sari buah, sayur-sayuran, telur ayam, tomat, wortel	301	104
TOTAL TRANSAKSI			Rp 35,495,665,000			

1. Ikhtisar Pasar Overview of The Market

<div>Kontrak (Contract) / bulan (Month)</div> <div>Uraian (Items)</div>	Olein (OLE) Jakarta Futures Exchange (JFX)			Olein (OLE10) Jakarta Futures Exchange (JFX)			RBD PALM OLEIN (OLEINTR) Indonesia Commodity & Derivatives Exchange (ICDX)		
	Jul '12	Agst '12	Perubahan / Change	Jul '12	Agst '12	Perubahan / Change	Jul '12	Agst '12	Perubahan / Change
Hari perdagangan (hari) Trading Days (days)	22	23	1	22	23	1	22	23	1
Jumlah Transaksi (kali) Frequency (times)	643	545	-98	361	295	-66	150	524	374
Volume Transaksi (lot) Volume (lots)	2548	1971	-577	564	728	164	158	533	375
Rata-rata Volume Harian (lot) Daily Volume Average (lots)	159	141	-18	47	73	26	8	25	17
Volume Tertinggi (lot) High Volume (lots)	(24) 490	(29) 652	162	(30) 150	(30) 212	62	(31) 35	(13) 43	8
Volume Terendah (lot) Low Volume (lots)	(09) 4	(13) 8	4	(13) 2	(15) 2	0	(20) 1	(21) 7	6
Harga tertinggi (Rp) High Prices (Rp)	(13) 9,490	(02) 9,380	-110	(13) 9,400	(15) 9,250	-150	(13) 8,730	(03) 8,475	-255
Harga terendah (Rp) Low Prices (Rp)	(13) 9,400	(14) 9,200	-200	(16) 9,300	(15) 9,250	-50	(02) 8,410	(08) 8,195	-215
Rata-rata harga harian (Rp) Daily Price Average (Rp)	9,498	9,239	-259	9,498	9,238	-260	8,620	8,372	-248

<div>Kontrak (Contract) / bulan (Month)</div> <div>Uraian (Items)</div>	Crude Palm Oil (CPOTR) Indonesia Commodity & Derivatives Exchange (ICDX)			Kakao / Cocoa (CC5) Jakarta Futures Exchange (JFX)		
	Jul '12	Agst '12	Perubahan / Change	Jul '12	Agst '12	Perubahan / Change
Hari perdagangan (hari) Trading Days (days)	22	23	1	22	23	1
Jumlah Transaksi (kali) Frequency (times)	29,997	31,077	1,080	3,362	3,043	-319
Volume Transaksi (lot) Volume (lots)	74,148	71,749	-2,399	3,837	4,924	1,087
Rata-rata Volume Harian (lot) Daily Volume Average (lots)	3,531	3,417	-114	174	259	85
Volume Tertinggi (lot) High Volume (lots)	(19) 4165	(02) 4161	-4	(17) 234	(16) 392	158
Volume Terendah (lot) Low Volume (lots)	(06) 3002	(21) 1990	-1012	(04) 120	(03) 166	46
Harga tertinggi (Rp) High Prices (Rp)	(09) 9,400	(10) 9,000	-400	-	(13) 23,250	23,250
Harga terendah (Rp) Low Prices (Rp)	(12) 8,550	(06) 8,035	-515	-	(01) 22,290	22,290
Rata-rata harga harian (Rp) Daily Price Average (Rp)	9,182	8,705	-477	20,900	22,828	1,928

<div>Kontrak (Contract) / bulan (Month)</div> <div>Uraian (Items)</div>	Emas / Gold (GOL) Jakarta Futures Exchange (JFX)			Emas / Gold (GOL100) Jakarta Futures Exchange (JFX)			Emas / Gold (GOL250) Jakarta Futures Exchange (JFX)		
	Jul '12	Agst '12	Perubahan / Change	Jul '12	Agst '12	Perubahan / Change	Jul '12	Agst '12	Perubahan / Change
Hari perdagangan (hari) Trading Days (days)	22	23	1	22	23	1	22	23	1
Jumlah Transaksi (kali) Frequency (times)	160	82	-78	115	119	4	1301	606	-695
Volume Transaksi (lot) Volume (lots)	1972	1374	-598	578	1551	973	3463	2224	-1239
Rata-rata Volume Harian (lot) Daily Volume Average (lots)	282	275	-7	30	119	89	173	131	-42
Volume Tertinggi (lot) High Volume (lots)	(23) 400	(29) 538	138	(30) 110	(30) 249	139	(30) 626	(29) 558	-68
Volume Terendah (lot) Low Volume (lots)	(30) 122	(24) 130	8	(02) 1	(28) 1	-	(05) 8	(27) 18	10
Harga tertinggi (Rp) High Prices (Rp)	(26) 499,050	(28) 499,600	550	(26) 499,000	(14) 503,500	4,500	(26) 498,300	(28) 508,300	10,000
Harga terendah (Rp) Low Prices (Rp)	(13) 490,250	(14) 497,100	6,850	(13) 489,200	(14) 501,500	12,300	(13) 489,300	(07) 495,100	5,800
Rata-rata harga harian (Rp) Daily Price Average (Rp)	493,961	500,950	6,989	494,464	502,288	7,824	493,606	499,778	6,172

<div> <div>Kontrak (Contract) / bulan (Month)</div> <div>Uraian (Items)</div> </div>	Gulir Emas / Rolling Gold (KGE) Jakarta Futures Exchange (JFX)			Gulir Emas / Rolling Gold (KGEUSD) Jakarta Futures Exchange (JFX)			Gulir Indeks Emas / Rolling Gold Index (KIE) Bursa Berjangka Jakarta (BBJ)		
	Jul '12	Agst '12	Perubahan / Change	Jul '12	Agst '12	Perubahan / Change	Jul '12	Agst '12	Perubahan / Change
Hari perdagangan (hari) Trading Days (days)	22	23	1	22	23	1	22	23	1
Jumlah Transaksi (kali) Frequency (times)	79	24	-55	27	36	9	119	115	-4
Volume Transaksi (lot) Volume (lots)	2523	172	-2351	533	548	15	2,101	2,343	242
Rata-rata Volume Harian (lot) Daily Volume Average (lots)	631	86	-545	133	91	-42	300	167	-133
Volume Tertinggi (lot) High Volume (lots)	(30) 1040	(07) 120	-920	(26) 200	(09) 134	-66	(24) 820	(15) 640	-180
Volume Terendah (lot) Low Volume (lots)	(10) 92	(27) 52	-40	(12) 83	(13) 14	-69	(25) 1	(03) 1	0
Harga tertinggi (Rp) High Prices (Rp)	(31) 492,200	(27) 508,200	16,000	(26) 1,621	(31) 1,660	39	(24) 9,400	(27) 9,610	210
Harga terendah (Rp) Low Prices (Rp)	(10) 480,900	(07) 487,500	6,600	(12) 1,564	(08) 1,606	43	(24) 9,250	(03) 9,208	-42
Rata-rata harga harian (Rp) Daily Price Average (Rp)	484,022	497,221	13,199	1,593	1,630	37	9,437	9,494	57

<div>Kontrak (Contract) / bulan (Month)</div> <div>Uraian (Items)</div>	Tunda Serah Emas GOLDUD Indonesia Commodity & Derivatives Exchange (ICDX)			Tunda Serah Emas GOLDID Indonesia Commodity & Derivatives Exchange (ICDX)			Emas/Gold (GOLDGR) Indonesia Commodity & Derivatives Exchange (ICDX)		
	Jun '12	Jul '12	Perubahan / Change	Jun '12	Jul '12	Perubahan / Change	Jun '12	Jul '12	Perubahan / Change
Hari perdagangan (hari) Trading Days (days)	22	23	1	22	23	1	22	23	1
Jumlah Transaksi (kali) Frequency (times)	2,571	1,723	-848	129	220	91	118	80	-38
Volume Transaksi (lot) Volume (lots)	11,654	6,972	-4,682	276	461	185	579	572	-7
Rata-rata Volume Harian (lot) Daily Volume Average (lots)	555	303	-252	14	20	6	48	52	4
Volume Tertinggi (lot) High Volume (lots)	(05) 1578	(02) 924	-654	(11) 84	(13) 53	-31	(31) 132	(28) 132	0
Volume Terendah (lot) Low Volume (lots)	(04) 61	(17) 52	-9	(19) 1	(07) 1	-	(09) 2	(31) 16	14
Harga tertinggi (Rp) High Prices (Rp)	(27) 1,629	(31) 1,692	64	(27) 1,625	(31) 1,693	69	-	-	-
Harga terendah (Rp) Low Prices (Rp)	(12) 1,556	(02) 1,586	30	(12) 1,558	(02) 1,588	30	-	-	-
Rata-rata harga harian (Rp) Daily Price Average (Rp)	1,594	1,630	36	1,594	1,630	36	489,295	502,726	13,431

2. Harga Bulanan / Monthly Prices

Olein (OLE) Jakarta Futures Exchange (JFX)

Agustus / August '12

Bulan Penyerahan /Delivery Months Uraian / Items	Agst.'12 (Rp/Kg)	Sept.'12 (Rp/Kg)	Okt.'12 (Rp/Kg)	Nop.'12 (Rp/Kg)	Des.'12 (Rp/Kg)	Jan.'13 (Rp/Kg)	Peb.'13 (Rp/Kg)
Pembukaan Open	9,350	9,330	9,325	9,400	9,440	-	-
Tertinggi High	9,380	9,730	9,845	9,890	9,975	-	-
Terendah Low	9,200	8,990	9,285	9,380	9,420	-	-
Penutupan Settlement	9,110	9,455	9,595	9,755	9,830	9,870	9,875

Olein (OLE 10) Jakarta Futures Exchange (JFX)

Agustus / August '12

Bulan Penyerahan /Delivery Months Uraian / Items	Agst.'12 (Rp/Kg)	Sept.'12 (Rp/Kg)	Okt.'12 (Rp/Kg)	Nop.'12 (Rp/Kg)	Des.'12 (Rp/Kg)	Jan.'13 (Rp/Kg)	Peb.'13 (Rp/Kg)
Pembukaan Open	9,250	9,700	9,360	9,390	-	-	-
Tertinggi High	9,250	9,700	9,875	9,990	-	-	-
Terendah Low	9,250	9,300	9,340	9,360	-	-	-
Penutupan Settlement	9,110	9,455	9,595	9,755	9,830	9,870	9,875

RBD PALM OLEIN (OLEINTR)
Indonesia Commodity & Derivatives Exchange (ICDX)

Agustus / August '12

Bulan Penyerahan /Delivery Months Uraian / Items	Agst.'12 (Rp/Kg)	Sept.'12 (Rp/Kg)	Okt.'12 (Rp/Kg)	Nop.'12 (Rp/Kg)	Des.'12 (Rp/Kg)	Jan.'13 (Rp/Kg)	Peb.'13 (Rp/Kg)
Pembukaan <i>Open</i>	8,345	8,425	8,395	-	-	-	-
Tertinggi <i>High</i>	8,475	8,730	8,795	-	-	-	-
Terendah <i>Low</i>	8,195	8,205	8,285	-	-	-	-
Penutupan <i>Settlement</i>	8,305	8,590	8,680	8,885	8,950	8,950	8,950

Crude Palm Oil (CPOTR)
Indonesia Commodity & Derivatives Exchange (ICDX)

Agustus / August '12

Bulan Penyerahan /Delivery Months Uraian / Items	Agst.'12 (Rp/Kg)	Sept.'12 (Rp/Kg)	Okt.'12 (Rp/Kg)	Nop.'12 (Rp/Kg)	Des.'12 (Rp/Kg)	Jan.'13 (Rp/Kg)	Peb.'13 (Rp/Kg)
Pembukaan <i>Open</i>	8,800	8,825	9,000	8,920	9,170	-	-
Tertinggi <i>High</i>	9,000	9,200	9,295	9,370	9,415	-	-
Terendah <i>Low</i>	8,035	8,305	8,450	8,525	8,965	-	-
Penutupan <i>Settlement</i>	8,585	8,705	8,845	9,000	9,065	9,065	9,065

Kakao / Cocoa (CC5)

Jakarta Futures Exchange (JFX)

Agustus / August '12

Bulan Penyerahan /Delivery Months Uraian / Items	Sept.'12 (Rp/Kg)	Des.'12 (Rp/Kg)	Mar.'13 (Rp/Kg)	Mei.'12 (Rp/Kg)	Jul.'13 (Rp/Kg)
Pembukaan Open	22,370	22,440	22,570	22,670	22,860
Tertinggi High	23,250	23,780	23,800	23,940	24,270
Terendah Low	22,290	22,010	22,430	22,520	22,600
Penutupan Settlement	22,920	23,450	23,470	23,570	23,860

Agustus / August '12

Bulan Penyerahan /Delivery Months Uraian / Items	Agt.'12			Sep'12			Okt'12			Nop'12		
	Emas / Gold (GOL)	Emas / Gold (GOL100)	Emas / Gold (GOL250)	Emas / Gold (GOL)	Emas / Gold (GOL100)	Emas / Gold (GOL250)	Emas / Gold (GOL)	Emas / Gold (GOL100)	Emas / Gold (GOL250)	Emas / Gold (GOL)	Emas / Gold (GOL100)	Emas / Gold (GOL250)
	(Rp/gr)	(Rp/gr)	(Rp/gr)	(Rp/gr)	(Rp/gr)	(Rp/gr)	(Rp/gr)	(Rp/gr)	(Rp/gr)	(Rp/gr)	(Rp/gr)	(Rp/gr)
	Jakarta Futures Exchange (JFX)											
Pembukaan Open	497,100	501,500	495,100	516,650	505,000	496,800	-	504,000	501,000	-	516,000	507,250
Tertinggi High	499,600	503,500	508,300	517,350	503,500	508,300	-	523,500	521,850	-	518,500	517,950
Terendah Low	497,100	501,500	495,100	512,000	501,500	495,100	-	498,000	497,550	-	516,000	507,200
Penutupan Settlement	499,600	517,800	508,300	513,000	512,700	512,600	517,700	515,400	515,300	519,400	518,500	519,000

Emas / Gold (GOLDGR)
Indonesia Commodity & Derivatives Exchange (ICDX)

Agustus / August '12

Bulan Penyerahan /Delivery Months	Agt.'12 (Rp/gr)	Sep'12 (Rp/gr)	Okt'12 (Rp/gr)	Nop'12 (Rp/gr)	Des'12 (Rp/gr)	Jan '13 (Rp/gr)	Peb '13 (Rp/gr)	Mar.'13 (Rp/gr)	Apr'13 (Rp/gr)	Mei'13 (Rp/gr)	Jun'13 (Rp/gr)	Jul'13 (Rp/gr)
Uraian / Items												
Pembukaan Open	-	497,700	-	-	-	-	-	-	-	-	-	-
Tertinggi High	-	518,500	-	-	-	-	-	-	-	-	-	-
Terendah Low	-	495,700	-	-	-	-	-	-	-	-	-	-
Penutupan Settlement	526,300	528,400	530,500	532,800	535,100	537,400	539,900	542,300	544,700	547,200	549,800	552,400

Agustus / August '12

Kontrak /Contract	Gulir Emas / Rolling Gold (KGE)	Gulir Emas / Rolling Gold (KGEUSD)	Gulir Indeks Emas / Rolling Gold Index (KIE)	Tunda Serah Emas (GOLDID)	Tunda Serah Emas (GOLDUD)
Uraian / Items	(Rp/gr)	(USD/T.Ounce)	(Point)	(USD/T.Ounce)	(USD/T.Ounce)
	Jakarta Futures Exchange (JFX)			Indonesia Commodity & Dervativer Exchange (ICDX)	
Pembukaan Open	487,500	1,613.70	9,265	1,605.00	1,615.00
Tertinggi High	508,200	1,659.80	9,610	1,693.00	1,692.40
Terendah Low	487,500	1,606.40	9,208	1,588.00	1,585.90
Penutupan Settlement	508,601	1,691.70	9,535	1,691.60	1,691.60

3. Harga Harian / Daily Prices

Olein (OLE)
Jakarta Futures Exchange (JFX)

Agustus / August '12

Tanggal / Date	Bulan Penyerahan / Delivery Months	Agustus / August '12				September / September '12				Oktober / October '12				Nopember / November '12			
		Pembukaan Open (Rp/Kg)	Tertinggi High (Rp/Kg)	Terendah Low (Rp/Kg)	Penutupan Settlement (Rp/Kg)	Pembukaan Open (Rp/Kg)	Tertinggi High (Rp/Kg)	Terendah Low (Rp/Kg)	Penutupan Settlement (Rp/Kg)	Pembukaan Open (Rp/Kg)	Tertinggi High (Rp/Kg)	Terendah Low (Rp/Kg)	Penutupan Settlement (Rp/Kg)	Pembukaan Open (Rp/Kg)	Tertinggi High (Rp/Kg)	Terendah Low (Rp/Kg)	Penutupan Settlement (Rp/Kg)
1-Aug-12	-	-	-	-	9,340	-	-	-	9,415	-	-	-	9,455	-	-	-	9,480
2-Aug-12	-	9,350	9,380	9,300	9,285	-	-	-	9,325	-	-	-	9,255	-	-	-	9,285
3-Aug-12	-	-	-	-	9,300	9,330	9,345	9,295	9,290	-	-	-	9,325	-	-	-	9,380
6-Aug-12	-	-	-	-	9,270	-	-	-	9,230	9,325	9,335	9,325	9,295	9,400	9,400	9,380	9,345
7-Aug-12	-	-	-	-	9,255	9,235	9,250	9,210	9,400	9,295	9,295	9,285	9,475	-	-	-	9,380
8-Aug-12	-	-	-	-	9,230	-	-	-	9,350	-	-	-	9,490	-	-	-	9,560
9-Aug-12	-	-	-	-	9,195	-	-	-	9,335	-	-	-	9,460	-	-	-	9,520
10-Aug-12	-	-	-	-	9,195	9,190	9,190	9,135	9,335	-	-	-	9,460	-	-	-	9,520
13-Aug-12	-	-	-	-	9,250	-	-	-	9,695	9,460	9,470	9,460	9,835	-	-	-	9,935
14-Aug-12	-	9,200	9,305	9,200	9,195	-	-	-	9,275	9,835	9,845	9,835	9,430	-	-	-	9,540
15-Aug-12	-	-	-	-	9,110	-	-	-	9,190	-	-	-	9,355	-	-	-	9,480
16-Aug-12	-	-	-	-	-	-	-	-	9,110	9,360	9,375	9,295	9,270	9,480	9,500	9,480	9,370
23-Aug-12	-	-	-	-	-	9,200	9,280	8,990	9,320	-	-	-	9,395	-	-	-	9,455
24-Aug-12	-	-	-	-	-	9,200	9,420	9,190	9,665	-	-	-	9,730	-	-	-	9,785
27-Aug-12	-	-	-	-	-	-	-	-	9,695	-	-	-	9,810	-	-	-	9,885
28-Aug-12	-	-	-	-	-	9,600	9,690	9,600	9,655	-	-	-	9,740	-	-	-	9,835
29-Aug-12	-	-	-	-	-	9,550	9,730	9,550	9,545	9,750	9,790	9,650	9,720	9,835	9,855	9,835	9,825
30-Aug-12	-	-	-	-	-	9,560	9,640	9,560	9,490	9,710	9,760	9,640	9,630	9,890	9,890	9,850	9,790
31-Aug-12	-	-	-	-	-	-	-	-	9,455	9,620	9,670	9,550	9,595	9,780	9,780	9,750	9,755
Tertinggi High			(02) 9,380				(29) 9,730				(14) 9,845				(30) 9,890		
Terendah Low			(14) 9,200				(23) 8,990				(07) 9,285				(26) 9,380		
Rata-Rata Average			9,239				9,409				9,512				9,586		

Sambungan / Continued

Agustus / August '12

Tanggal / Date	Bulan Penyerahan / Delivery Months	Desember / December '12				Januari / January '12				Pebruari / February '12			
		Pembukaan Open (Rp/Kg)	Tertinggi High (Rp/Kg)	Terendah Low (Rp/Kg)	Penutupan Settlement (Rp/Kg)	Pembukaan Open (Rp/Kg)	Tertinggi High (Rp/Kg)	Terendah Low (Rp/Kg)	Penutupan Settlement (Rp/Kg)	Pembukaan Open (Rp/Kg)	Tertinggi High (Rp/Kg)	Terendah Low (Rp/Kg)	Penutupan Settlement (Rp/Kg)
1-Aug-12	-	-	-	-	9,500	-	-	-	9,530	-	-	-	-
2-Aug-12	-	-	-	-	9,300	-	-	-	9,275	-	-	-	-
3-Aug-12	-	-	-	-	9,410	-	-	-	9,495	-	-	-	-
6-Aug-12	-	9,440	9,440	9,420	9,375	-	-	-	9,405	-	-	-	-
7-Aug-12	-	-	-	-	9,420	-	-	-	9,470	-	-	-	-
8-Aug-12	-	-	-	-	9,615	-	-	-	9,665	-	-	-	-
9-Aug-12	-	-	-	-	9,565	-	-	-	9,605	-	-	-	-
10-Aug-12	-	-	-	-	9,565	-	-	-	9,605	-	-	-	-
13-Aug-12	-	-	-	-	10,000	-	-	-	10,060	-	-	-	-
14-Aug-12	-	-	-	-	9,610	-	-	-	9,660	-	-	-	-
15-Aug-12	-	-	-	-	9,560	-	-	-	9,580	-	-	-	-
16-Aug-12	-	9,530	9,565	9,530	9,480	-	-	-	9,510	-	-	-	9,510
23-Aug-12	-	-	-	-	9,500	-	-	-	9,510	-	-	-	9,510
24-Aug-12	-	-	-	-	9,835	-	-	-	9,875	-	-	-	9,895
27-Aug-12	-	-	-	-	9,920	-	-	-	9,965	-	-	-	10,045
28-Aug-12	-	-	-	-	9,875	-	-	-	9,925	-	-	-	9,965
29-Aug-12	-	9,875	9,975	9,860	9,875	-	-	-	9,935	-	-	-	9,940
30-Aug-12	-	9,865	9,895	9,865	9,865	-	-	-	9,905	-	-	-	9,910
31-Aug-12	-	9,850	9,850	9,830	9,830	-	-	-	9,870	-	-	-	9,875
Tertinggi High			(29) 9,975				-				-		
Terendah Low			(06) 9,420				-				-		
Rata-Rata Average			9,637				9,676				9,831		

Olein (OLE10)
Jakarta Futures Exchange (JFX)

Agustus / August '12

Tanggal / Date	Bulan Penyerahan / Delivery Months	Agustus / August '12				September / September '12				Oktober / October '12				Nopember / November '12			
		Pembukaan Open (Rp/Kg)	Tertinggi High (Rp/Kg)	Terendah Low (Rp/Kg)	Penutupan Settlement (Rp/Kg)	Pembukaan Open (Rp/Kg)	Tertinggi High (Rp/Kg)	Terendah Low (Rp/Kg)	Penutupan Settlement (Rp/Kg)	Pembukaan Open (Rp/Kg)	Tertinggi High (Rp/Kg)	Terendah Low (Rp/Kg)	Penutupan Settlement (Rp/Kg)	Pembukaan Open (Rp/Kg)	Tertinggi High (Rp/Kg)	Terendah Low (Rp/Kg)	Penutupan Settlement (Rp/Kg)
1-Aug-12		-	-	-	9,340	-	-	-	9,350	-	-	-	9,390	-	-	-	9,415
2-Aug-12		-	-	-	9,285	-	-	-	9,325	-	-	-	9,410	-	-	-	9,440
3-Aug-12		-	-	-	9,300	-	-	-	9,290	-	-	-	9,325	-	-	-	9,380
6-Aug-12		-	-	-	9,270	9,320	9,320	9,300	9,230	9,360	9,360	9,340	9,295	9,390	9,390	9,370	9,345
7-Aug-12		-	-	-	9,255	-	-	-	9,400	-	-	-	9,475	-	-	-	9,370
8-Aug-12		-	-	-	9,230	9,410	9,410	9,390	9,350	9,500	9,500	9,480	9,490	9,380	9,380	9,360	9,560
9-Aug-12		-	-	-	9,195	-	-	-	9,335	-	-	-	9,460	-	-	-	9,520
10-Aug-12		-	-	-	9,190	9,340	9,340	9,320	9,500	9,470	9,470	9,450	9,630	9,530	9,530	9,510	9,720
13-Aug-12		-	-	-	9,250	-	-	-	9,695	-	-	-	9,835	-	-	-	9,935
14-Aug-12		-	-	-	9,195	-	-	-	9,275	9,820	9,820	9,800	9,430	9,940	9,990	9,940	9,540
15-Aug-12		9,250	9,250	9,250	9,110	-	-	-	9,190	-	-	-	9,355	-	-	-	9,480
16-Aug-12		-	-	-	-	-	-	-	9,110	-	-	-	9,270	-	-	-	9,370
23-Aug-12		-	-	-	-	-	-	-	9,320	-	-	-	9,395	-	-	-	9,455
24-Aug-12		-	-	-	-	-	-	-	9,665	-	-	-	9,730	-	-	-	9,785
27-Aug-12		-	-	-	-	9,365	9,415	9,365	9,695	9,580	9,625	9,580	9,810	9,635	9,670	9,635	9,885
28-Aug-12		-	-	-	-	9,550	9,585	9,550	9,655	9,790	9,875	9,710	9,740	-	-	-	9,835
29-Aug-12		-	-	-	-	9,650	9,650	9,530	9,545	9,590	9,605	9,590	9,720	9,700	9,845	9,685	9,825
30-Aug-12		-	-	-	-	9,700	9,700	9,700	9,490	9,730	9,845	9,695	9,630	9,675	9,880	9,675	9,790
31-Aug-12		-	-	-	-	9,550	9,600	9,550	9,455	9,625	9,625	9,605	9,595	9,775	9,775	9,745	9,755
Tertinggi High		(15) 9,250				(30) 9,700				(28) 9,875				(14) 9,990			
Terendah Low		(15) 9,250				(06) 9,300				(26) 9,340				(08) 9,360			
Rata-Rata Average		9,238				9,414				9,526				9,600			

Sambungan / Continued

Agustus / August '12

Tanggal / Date	Bulan Penyerahan / Delivery Months	Desember / December '12				Januari / January '12				Pebruari / February '12			
		Pembukaan Open (Rp/Kg)	Tertinggi High (Rp/Kg)	Terendah Low (Rp/Kg)	Penutupan Settlement (Rp/Kg)	Pembukaan Open (Rp/Kg)	Tertinggi High (Rp/Kg)	Terendah Low (Rp/Kg)	Penutupan Settlement (Rp/Kg)	Pembukaan Open (Rp/Kg)	Tertinggi High (Rp/Kg)	Terendah Low (Rp/Kg)	Penutupan Settlement (Rp/Kg)
1-Aug-12		-	-	-	9,435	-	-	-	9,465	-	-	-	-
2-Aug-12		-	-	-	9,455	-	-	-	9,430	-	-	-	-
3-Aug-12		-	-	-	9,410	-	-	-	9,495	-	-	-	-
6-Aug-12		-	-	-	9,375	-	-	-	9,405	-	-	-	-
7-Aug-12		-	-	-	9,390	-	-	-	9,440	-	-	-	-
8-Aug-12		-	-	-	9,615	-	-	-	9,665	-	-	-	-
9-Aug-12		-	-	-	9,565	-	-	-	9,605	-	-	-	-
10-Aug-12		-	-	-	9,785	-	-	-	9,775	-	-	-	-
13-Aug-12		-	-	-	10,000	-	-	-	10,060	-	-	-	-
14-Aug-12		-	-	-	9,610	-	-	-	9,660	-	-	-	-
15-Aug-12		-	-	-	9,560	-	-	-	9,580	-	-	-	-
16-Aug-12		-	-	-	9,480	-	-	-	9,510	-	-	-	9,510
23-Aug-12		-	-	-	9,500	-	-	-	9,510	-	-	-	9,510
24-Aug-12		-	-	-	9,835	-	-	-	9,875	-	-	-	9,895
27-Aug-12		-	-	-	9,920	-	-	-	9,965	-	-	-	10,045
28-Aug-12		-	-	-	9,875	-	-	-	9,925	-	-	-	9,965
29-Aug-12		-	-	-	9,875	-	-	-	9,935	-	-	-	9,940
30-Aug-12		-	-	-	9,865	-	-	-	9,905	-	-	-	9,910
31-Aug-12		-	-	-	9,830	-	-	-	9,870	-	-	-	9,875
Tertinggi High		-				-				-			
Terendah Low		-				-				-			
Rata-Rata Average		9,652				9,678				9,831			

RBD PALM OLEIN (OLEINTR)
Indonesia Commodity & Derivatives Exchange (ICDX)

Agustus / August '12

Tanggal / Date	Bulan Penyerahan / Delivery Months	Agustus / August '12				September / September '12				Oktober / October '12				Nopember / November '12			
		Pembukaan Open (Rp/Kg)	Tertinggi High (Rp/Kg)	Terendah Low (Rp/Kg)	Penutupan Settlement (Rp/Kg)	Pembukaan Open (Rp/Kg)	Tertinggi High (Rp/Kg)	Terendah Low (Rp/Kg)	Penutupan Settlement (Rp/Kg)	Pembukaan Open (Rp/Kg)	Tertinggi High (Rp/Kg)	Terendah Low (Rp/Kg)	Penutupan Settlement (Rp/Kg)	Pembukaan Open (Rp/Kg)	Tertinggi High (Rp/Kg)	Terendah Low (Rp/Kg)	Penutupan Settlement (Rp/Kg)
1-Aug-12		8,345	8,375	8,265	8,455	8,425	8,425	8,240	8,355	-	-	-	8,425	-	-	-	8,425
2-Aug-12		8,300	8,395	8,270	8,445	8,335	8,335	8,205	8,450	-	-	-	8,515	-	-	-	8,515
3-Aug-12		8,475	8,475	8,355	8,425	8,400	8,420	8,370	8,405	-	-	-	8,475	-	-	-	8,475
6-Aug-12		8,415	8,415	8,390	8,410	8,425	8,425	8,390	8,495	-	-	-	8,580	-	-	-	8,580
7-Aug-12		8,345	8,350	8,290	8,390	8,405	8,405	8,345	8,360	-	-	-	8,475	-	-	-	8,475
8-Aug-12		8,290	8,305	8,195	8,365	8,350	8,360	8,280	8,365	8,395	8,395	8,315	8,460	-	-	-	8,510
9-Aug-12		-	-	-	8,355	8,305	8,340	8,265	8,365	8,370	8,370	8,310	8,440	-	-	-	8,490
10-Aug-12		-	-	-	8,295	8,305	8,335	8,285	8,335	8,350	8,380	8,330	8,405	-	-	-	8,455
13-Aug-12		-	-	-	8,370	8,355	8,355	8,225	8,315	8,390	8,390	8,290	8,435	-	-	-	8,485
14-Aug-12		-	-	-	8,275	8,260	8,285	8,230	8,365	8,300	8,350	8,285	8,510	-	-	-	8,560
15-Aug-12		-	-	-	8,305	8,275	8,295	8,245	8,280	8,340	8,365	8,300	8,320	-	-	-	8,365
16-Aug-12		-	-	-	-	8,285	8,380	8,285	8,320	8,340	8,440	8,335	8,440	-	-	-	8,520
17-Aug-12		-	-	-	-	-	-	-	8,320	-	-	-	8,440	-	-	-	8,520
20-Aug-12		-	-	-	-	-	-	-	8,320	-	-	-	8,440	-	-	-	8,520
21-Aug-12		-	-	-	-	8,435	8,480	8,435	8,455	8,500	8,540	8,500	8,540	--	--	--	8,650
22-Aug-12		-	-	-	-	8,570	8,640	8,570	8,640	8,610	8,695	8,610	8,695	--	--	--	8,780
23-Aug-12		-	-	-	-	8,650	8,650	8,615	8,725	8,700	8,720	8,655	8,815	-	-	-	8,875
24-Aug-12		-	-	-	-	8,645	8,675	8,645	8,775	8,700	8,725	8,675	8,865	-	-	-	8,930
27-Aug-12		-	-	-	-	8,720	8,730	8,675	8,810	8,750	8,795	8,715	8,940	-	-	-	9,010
28-Aug-12		-	-	-	-	8,640	8,640	8,550	8,760	8,690	8,695	8,605	8,835	-	-	-	8,900
29-Aug-12		-	-	-	-	8,560	8,560	8,460	8,605	8,605	8,605	8,520	8,710	-	-	-	8,845
30-Aug-12		-	-	-	-	8,515	8,515	8,475	8,635	8,585	8,585	8,560	8,680	-	-	-	8,880
31-Aug-12		-	-	-	-	8,460	8,510	8,445	8,590	8,570	8,585	8,545	8,680	-	-	-	8,885
Tertinggi High		(03) 8,475				(27) 8,730				(27) 8,795				-			
Terendah Low		(08) 8,195				(02) 8,205				(14) 8,285				-			
Rata-Rata		8,372				8,480				8,570				8,637			

Sambungan / Continued

Agustus / August '12

Tanggal / Date	Bulan Penyerahan / Delivery Months	Desember / December '12				Januari / January '12				Pebruari / February '12			
		Pembukaan Open (Rp/Kg)	Tertinggi High (Rp/Kg)	Terendah Low (Rp/Kg)	Penutupan Settlement (Rp/Kg)	Pembukaan Open (Rp/Kg)	Tertinggi High (Rp/Kg)	Terendah Low (Rp/Kg)	Penutupan Settlement (Rp/Kg)	Pembukaan Open (Rp/Kg)	Tertinggi High (Rp/Kg)	Terendah Low (Rp/Kg)	Penutupan Settlement (Rp/Kg)
1-Aug-12		-	-	-	8,425	-	-	-	8,425	-	-	-	-
2-Aug-12		-	-	-	8,515	-	-	-	8,515	-	-	-	-
3-Aug-12		-	-	-	8,475	-	-	-	8,475	-	-	-	-
6-Aug-12		-	-	-	8,580	-	-	-	8,580	-	-	-	-
7-Aug-12		-	-	-	8,475	-	-	-	8,475	-	-	-	-
8-Aug-12		-	-	-	8,510	-	-	-	8,510	-	-	-	-
9-Aug-12		-	-	-	8,490	-	-	-	8,490	-	-	-	-
10-Aug-12		-	-	-	8,455	-	-	-	8,455	-	-	-	-
13-Aug-12		-	-	-	8,485	-	-	-	8,485	-	-	-	-
14-Aug-12		-	-	-	8,560	-	-	-	8,560	-	-	-	-
15-Aug-12		-	-	-	8,365	-	-	-	8,365	-	-	-	-
16-Aug-12		-	-	-	8,570	-	-	-	8,570	-	-	-	8,570
17-Aug-12		-	-	-	8,570	-	-	-	8,570	-	-	-	8,570
20-Aug-12		-	-	-	8,570	-	-	-	8,570	-	-	-	8,570
21-Aug-12		--	--	--	8,750	--	--	--	8,750	--	--	--	8,750
22-Aug-12		--	--	--	8,815	--	--	--	8,815	--	--	--	8,815
23-Aug-12		-	-	-	8,895	-	-	-	8,895	-	-	-	8,895
24-Aug-12		-	-	-	8,930	-	-	-	8,930	-	-	-	8,930
27-Aug-12		-	-	-	9,010	-	-	-	9,010	-	-	-	9,010
28-Aug-12		-	-	-	8,925	-	-	-	8,925	-	-	-	8,925
29-Aug-12		-	-	-	8,845	-	-	-	8,845	-	-	-	8,845
30-Aug-12		-	-	-	8,885	-	-	-	8,885	-	-	-	8,885
31-Aug-12		-	-	-	8,950	-	-	-	8,950	-	-	-	8,950
Tertinggi High		-				-				-			
Terendah Low		-				-				-			
Rata-Rata Average		8,654				8,654				8,810			

Crude Palm Oil (CPOTR)
Indonesia Commodity & Derivatives Exchange (ICDX)

Agustus / August '12

Tanggal / Date	Bulan Penyerahan / Delivery Months	Agustus / August '12				September / September '12				Oktober / October '12				Nopember / November '12			
		Pembukaan Open (Rp/Kg)	Tertinggi High (Rp/Kg)	Terendah Low (Rp/Kg)	Penutupan Settlement (Rp/Kg)	Pembukaan Open (Rp/Kg)	Tertinggi High (Rp/Kg)	Terendah Low (Rp/Kg)	Penutupan Settlement (Rp/Kg)	Pembukaan Open (Rp/Kg)	Tertinggi High (Rp/Kg)	Terendah Low (Rp/Kg)	Penutupan Settlement (Rp/Kg)	Pembukaan Open (Rp/Kg)	Tertinggi High (Rp/Kg)	Terendah Low (Rp/Kg)	Penutupan Settlement (Rp/Kg)
1-Aug-12		8,800	8,860	8,665	8,985	8,825	8,910	8,675	8,935	9,000	9,030	8,710	8,955	8,920	8,955	8,725	8,955
2-Aug-12		8,745	8,745	8,540	8,845	8,635	8,745	8,620	8,900	8,670	8,785	8,645	8,915	8,705	8,815	8,675	8,915
3-Aug-12		8,540	8,950	8,480	8,830	8,735	8,760	8,635	8,860	8,765	8,800	8,685	8,880	8,755	8,825	8,710	8,880
6-Aug-12		8,330	8,675	8,035	8,750	8,670	8,770	8,600	8,885	8,740	8,760	8,660	8,920	8,730	8,805	8,695	8,920
7-Aug-12		8,655	8,655	8,330	8,790	8,655	8,685	8,545	8,810	8,755	8,755	8,635	8,875	8,795	8,795	8,675	8,875
8-Aug-12		8,655	8,685	8,300	8,620	8,540	8,585	8,380	8,670	8,650	8,680	8,520	8,765	8,665	8,735	8,565	8,765
9-Aug-12		8,530	8,785	8,305	8,665	8,525	8,555	8,450	8,725	8,575	8,685	8,575	8,800	8,670	8,760	8,635	8,800
10-Aug-12		8,240	9,000	8,240	8,620	8,455	8,530	8,390	8,670	8,580	8,635	8,515	8,780	8,630	8,730	8,590	8,780
13-Aug-12		-	-	-	8,620	8,535	8,550	8,310	8,610	8,685	8,715	8,465	8,735	8,750	8,790	8,550	8,735
14-Aug-12		-	-	-	8,440	8,370	8,430	8,305	8,580	8,575	8,580	8,450	8,725	8,665	8,680	8,525	8,725
15-Aug-12		-	-	-	8,585	8,425	8,455	8,335	8,575	8,515	8,595	8,480	8,615	8,655	8,705	8,570	8,710
16-Aug-12		-	-	-	-	8,380	8,580	8,380	8,680	8,540	8,730	8,525	8,835	8,650	8,830	8,630	8,880
17-Aug-12		-	-	-	-	-	-	-	8,680	-	-	-	8,835	-	-	-	8,880
20-Aug-12		-	-	-	-	-	-	-	8,680	-	-	-	8,835	-	-	-	8,880
21-Aug-12		-	-	-	-	8,735	8,830	8,645	8,755	8,860	8,915	8,745	8,845	8,955	9,035	8,840	8,950
22-Aug-12		-	-	-	-	8,925	9,035	8,870	9,095	9,000	9,140	9,000	9,170	9,095	9,235	9,070	9,235
23-Aug-12		-	-	-	-	9,040	9,135	8,985	9,055	9,230	9,230	9,095	9,195	9,295	9,295	9,150	9,205
24-Aug-12		-	-	-	-	9,030	9,150	9,020	9,140	9,190	9,230	9,115	9,280	9,260	9,295	9,195	9,295
27-Aug-12		-	-	-	-	9,195	9,200	9,095	9,130	9,225	9,295	9,185	9,310	9,320	9,370	9,265	9,330
28-Aug-12		-	-	-	-	9,100	9,105	8,905	8,960	9,135	9,170	9,010	9,085	9,215	9,245	9,080	9,100
29-Aug-12		-	-	-	-	8,960	8,960	8,695	8,845	8,985	9,050	8,835	9,000	9,120	9,120	8,930	9,085
30-Aug-12		-	-	-	-	8,760	8,820	8,675	8,935	9,000	9,005	8,875	9,030	9,070	9,105	8,995	9,180
31-Aug-12		-	-	-	-	8,890	8,890	8,705	8,705	8,820	8,925	8,790	8,845	8,995	9,065	8,955	9,000
Tertinggi High		(10) 9,000				(27) 9,200				(27) 9,295				(27) 9,370			
Terendah Low		(06) 8,035				(14) 8,305				(14) 8,450				(14) 8,525			
Rata-Rata Average		8,705				8,821				8,923				8,960			

Sambungan / Continued

Agustus / August '12

Tanggal / Date	Bulan Penyerahan / Delivery	Desember / December '12				Januari / January '12				Pebruari / February '12			
		Pembukaan Open (Rp/Kg)	Tertinggi High (Rp/Kg)	Terendah Low (Rp/Kg)	Penutupan Settlement (Rp/Kg)	Pembukaan Open (Rp/Kg)	Tertinggi High (Rp/Kg)	Terendah Low (Rp/Kg)	Penutupan Settlement (Rp/Kg)	Pembukaan Open (Rp/Kg)	Tertinggi High (Rp/Kg)	Terendah Low (Rp/Kg)	Penutupan Settlement (Rp/Kg)
1-Aug-12		-	-	-	8,955	-	-	-	8,955	-	-	-	-
2-Aug-12		-	-	-	8,915	-	-	-	8,915	-	-	-	-
3-Aug-12		-	-	-	8,880	-	-	-	8,880	-	-	-	-
6-Aug-12		-	-	-	8,920	-	-	-	8,920	-	-	-	-
7-Aug-12		-	-	-	8,875	-	-	-	8,875	-	-	-	-
8-Aug-12		-	-	-	8,765	-	-	-	8,765	-	-	-	-
9-Aug-12		-	-	-	8,800	-	-	-	8,800	-	-	-	-
10-Aug-12		-	-	-	8,780	-	-	-	8,780	-	-	-	-
13-Aug-12		-	-	-	8,735	-	-	-	8,735	-	-	-	-
14-Aug-12		-	-	-	8,725	-	-	-	8,725	-	-	-	-
15-Aug-12		-	-	-	8,710	-	-	-	8,710	-	-	-	-
16-Aug-12		-	-	-	8,930	-	-	-	8,930	-	-	-	8,930
17-Aug-12		-	-	-	8,930	-	-	-	8,930	-	-	-	8,930
20-Aug-12		-	-	-	8,930	-	-	-	8,930	-	-	-	8,930
21-Aug-12		--	--	--	9,050	--	--	--	9,050	--	--	--	9,050
22-Aug-12		9,170	9,270	9,165	9,270	--	--	--	9,270	--	--	--	9,270
23-Aug-12		9,315	9,350	9,180	9,225	-	-	-	9,225	-	-	-	9,225
24-Aug-12		9,325	9,330	9,225	9,295	-	-	-	9,295	-	-	-	9,295
27-Aug-12		9,365	9,415	9,305	9,330	-	-	-	9,330	-	-	-	9,330
28-Aug-12		9,285	9,295	9,120	9,125	-	-	-	9,125	-	-	-	9,125
29-Aug-12		9,165	9,170	8,965	9,085	-	-	-	9,085	-	-	-	9,085
30-Aug-12		9,130	9,165	9,040	9,185	-	-	-	9,185	-	-	-	9,185
31-Aug-12		9,050	9,140	9,020	9,065	-	-	-	9,065	-	-	-	9,065
Tertinggi High		(27) 9,415				-				-			
Terendah Low		(26) 8,965				-				-			
Rata-Rata Average		8,977				8,977				9,118			

Kakao / Cocoa (CC5) Jakarta Futures Exchange (JFX)													Agustus / August '12	
Tanggal / Date	Bulan Penyerahan / Delivery Months	September / September '12				Desember / December '12				Maret / March '13				
		Pembukaan Open (Rp/Kg)	Tertinggi High (Rp/Kg)	Terendah Low (Rp/Kg)	Penutupan Settlement (Rp/Kg)	Pembukaan Open (Rp/Kg)	Tertinggi High (Rp/Kg)	Terendah Low (Rp/Kg)	Penutupan Settlement (Rp/Kg)	Pembukaan Open (Rp/Kg)	Tertinggi High (Rp/Kg)	Terendah Low (Rp/Kg)	Penutupan Settlement (Rp/Kg)	
1-Aug-12		22,370	22,660	22,290	22,590	22,440	22,770	22,440	22,740	22,570	22,920	22,570	22,850	
2-Aug-12		22,440	22,560	22,300	22,380	22,630	22,740	22,470	22,530	22,690	22,850	22,530	22,730	
3-Aug-12		22,480	22,950	22,380	22,620	22,610	23,070	22,540	22,690	22,770	23,150	22,570	22,860	
6-Aug-12		22,800	22,800	22,320	22,610	22,630	22,780	22,400	22,670	22,710	22,940	22,560	22,830	
7-Aug-12		22,440	22,960	22,430	22,900	22,750	23,080	22,600	22,990	22,720	23,140	22,710	23,090	
8-Aug-12		22,710	23,060	22,570	22,960	22,900	23,060	22,850	23,050	22,990	23,220	22,970	23,180	
9-Aug-12		22,730	23,120	22,700	22,990	22,860	23,150	22,750	23,060	22,970	23,260	22,880	23,180	
10-Aug-12		22,880	23,050	22,570	22,900	23,050	23,120	22,810	22,970	23,170	23,280	22,940	23,130	
13-Aug-12		22,650	23,250	22,400	22,590	22,860	23,290	22,410	22,590	22,970	23,320	22,590	22,660	
14-Aug-12		22,590	23,190	22,560	22,920	22,680	23,050	22,670	22,800	22,730	23,220	22,710	22,960	
15-Aug-12		22,650	22,650	22,610	22,920	22,730	22,940	22,650	22,780	22,860	23,090	22,860	22,930	
16-Aug-12		-	-	-	22,920	22,760	22,890	22,450	22,450	22,870	23,030	22,610	22,610	
23-Aug-12		22,820	23,150	22,820	22,920	22,490	22,850	22,390	22,510	22,670	23,050	22,520	22,640	
24-Aug-12		-	-	-	22,920	22,490	22,670	22,320	22,410	22,570	22,830	22,430	22,630	
27-Aug-12		-	-	-	22,920	22,420	23,110	22,420	22,890	22,610	23,230	22,610	23,110	
28-Aug-12		-	-	-	22,920	22,660	23,690	22,010	23,560	22,880	23,780	22,860	23,640	
29-Aug-12		-	-	-	22,920	23,100	23,700	22,980	23,500	23,160	23,750	23,000	23,550	
30-Aug-12		-	-	-	22,920	23,280	23,680	23,280	23,560	23,240	23,690	23,240	23,570	
31-Aug-12		-	-	-	22,920	23,370	23,780	23,270	23,450	23,360	23,800	23,320	23,470	
Tertinggi High		(13) 23,250				(31) 23,780				(31) 23,800				
Terendah Low		(01) 22,290				(28) 22,010				(24) 22,430				
Rata-Rata Average		22,828				22,905				23,033				

Sambungan / Continued					Agustus / August '12				
Tanggal / Date	Bulan Penyerahan / Delivery Months	Mei / May '13				Juli / July '13			
		Pembukaan Open (Rp/Kg)	Tertinggi High (Rp/Kg)	Terendah Low (Rp/Kg)	Penutupan Settlement (Rp/Kg)	Pembukaan Open (Rp/Kg)	Tertinggi High (Rp/Kg)	Terendah Low (Rp/Kg)	Penutupan Settlement (Rp/Kg)
1-Aug-12		22,670	23,010	22,670	22,940	22,860	23,190	22,860	23,140
2-Aug-12		22,770	22,940	22,610	22,790	22,920	23,150	22,920	22,990
3-Aug-12		22,830	23,300	22,700	23,000	22,890	23,540	22,600	23,200
6-Aug-12		22,770	23,100	22,730	22,990	23,010	23,140	22,790	23,050
7-Aug-12		23,080	23,300	22,860	23,240	22,970	23,380	22,970	23,310
8-Aug-12		23,110	23,350	23,080	23,320	23,140	23,440	23,140	23,410
9-Aug-12		23,100	23,400	23,010	23,310	23,200	23,470	22,870	23,360
10-Aug-12		23,300	23,430	23,080	23,290	23,400	23,470	23,130	23,350
13-Aug-12		23,110	23,430	22,620	22,800	23,150	23,510	22,700	22,910
14-Aug-12		22,820	23,360	22,790	23,100	22,920	23,470	22,920	23,220
15-Aug-12		22,990	23,210	22,990	23,040	23,060	23,360	23,060	23,200
16-Aug-12		22,960	23,140	22,670	22,730	23,060	23,270	22,830	22,860
23-Aug-12		22,780	23,160	22,630	22,760	22,930	23,170	22,610	22,870
24-Aug-12		22,660	22,900	22,520	22,750	22,640	23,000	22,620	22,840
27-Aug-12		22,740	23,330	22,740	23,210	22,830	23,400	22,830	23,270
28-Aug-12		22,980	23,860	22,950	23,740	23,060	24,060	23,060	23,960
29-Aug-12		23,260	23,920	23,050	23,680	23,240	24,270	23,240	23,990
30-Aug-12		23,430	23,820	23,430	23,700	23,750	24,170	23,750	24,000
31-Aug-12		23,500	23,940	23,410	23,570	23,730	24,180	23,730	23,860
Tertinggi High		(31) 23,940				(29) 24,270			
Terendah Low		(24) 22,520				(03) 22,600			
Rata-Rata Average		23,156				23,305			

3. Harga Harian / Daily Prices

Emas / Gold (GOL)
Jakarta Futures Exchange (JFX)

Agustus / August '12

Tanggal / Date	Bulan Penyerahan / Delivery Months	Agustus / August '12				September / September '12				Oktober / October '12				Nopember / November '12			
		Pembukaan Open (Rp/Kg)	Tertinggi High (Rp/Kg)	Terendah Low (Rp/Kg)	Penutupan Settlement (Rp/Kg)	Pembukaan Open (Rp/Kg)	Tertinggi High (Rp/Kg)	Terendah Low (Rp/Kg)	Penutupan Settlement (Rp/Kg)	Pembukaan Open (Rp/Kg)	Tertinggi High (Rp/Kg)	Terendah Low (Rp/Kg)	Penutupan Settlement (Rp/Kg)	Pembukaan Open (Rp/Kg)	Tertinggi High (Rp/Kg)	Terendah Low (Rp/Kg)	Penutupan Settlement (Rp/Kg)
1-Aug-12		-	-	-	502,600	-	-	-	503,700	-	-	-	503,700	-	-	-	-
2-Aug-12		-	-	-	502,600	-	-	-	498,300	-	-	-	500,300	-	-	-	-
3-Aug-12		-	-	-	502,600	-	-	-	498,300	-	-	-	500,300	-	-	-	-
6-Aug-12		-	-	-	502,600	-	-	-	498,300	-	-	-	500,300	-	-	-	-
7-Aug-12		-	-	-	502,600	-	-	-	498,300	-	-	-	500,300	-	-	-	-
8-Aug-12		-	-	-	502,600	-	-	-	498,300	-	-	-	500,300	-	-	-	-
9-Aug-12		-	-	-	502,600	-	-	-	501,500	-	-	-	503,900	-	-	-	-
10-Aug-12		-	-	-	502,600	-	-	-	501,500	-	-	-	503,900	-	-	-	-
13-Aug-12		-	-	-	502,600	-	-	-	501,500	-	-	-	503,900	-	-	-	-
14-Aug-12		497,100	498,700	497,100	498,700	-	-	-	501,500	-	-	-	503,900	-	-	-	-
15-Aug-12		-	-	-	498,700	-	-	-	501,500	-	-	-	503,900	-	-	-	-
16-Aug-12		-	-	-	498,700	-	-	-	501,500	-	-	-	503,900	-	-	-	-
23-Aug-12		-	-	-	498,700	-	-	-	501,500	-	-	-	517,300	-	-	-	-
24-Aug-12		-	-	-	498,700	516,650	517,350	516,650	517,150	-	-	-	517,300	-	-	-	-
27-Aug-12		-	-	-	498,700	-	-	-	517,700	-	-	-	520,100	-	-	-	-
28-Aug-12		498,500	499,600	498,500	499,600	-	-	-	516,000	-	-	-	518,000	-	-	-	-
29-Aug-12		-	-	-	-	515,000	517,100	514,750	515,700	-	-	-	518,000	-	-	-	498,700
30-Aug-12		-	-	-	-	512,000	513,000	512,000	513,000	-	-	-	517,700	-	-	-	498,700
31-Aug-12		-	-	-	-	-	-	-	513,000	-	-	-	517,700	-	-	-	519,400
Tertinggi High		(28) 499,600				(24) 517,350				-				-			
Terendah Low		(14) 497,100				(30) 512,000				-				-			
Rata-Rata Average		500,950				505,171				508,142				505,600			

Emas / Gold (GOL100)
Jakarta Futures Exchange (JFX)

Agustus / August '12

Tanggal / Date	Bulan Penyerahan / Delivery Months	Agustus / August '12				September / September '12				Oktober / October '12				Nopember / November '12			
		Pembukaan Open (Rp/Kg)	Tertinggi High (Rp/Kg)	Terendah Low (Rp/Kg)	Penutupan Settlement (Rp/Kg)	Pembukaan Open (Rp/Kg)	Tertinggi High (Rp/Kg)	Terendah Low (Rp/Kg)	Penutupan Settlement (Rp/Kg)	Pembukaan Open (Rp/Kg)	Tertinggi High (Rp/Kg)	Terendah Low (Rp/Kg)	Penutupan Settlement (Rp/Kg)	Pembukaan Open (Rp/Kg)	Tertinggi High (Rp/Kg)	Terendah Low (Rp/Kg)	Penutupan Settlement (Rp/Kg)
1-Aug-12		-	-	-	499,400	-	-	-	502,800	504,000	504,400	504,000	503,200	-	-	-	-
2-Aug-12		-	-	-	496,400	-	-	-	499,800	-	-	-	499,900	-	-	-	-
3-Aug-12		-	-	-	495,800	-	-	-	498,800	498,000	498,200	498,000	498,100	-	-	-	-
6-Aug-12		-	-	-	496,400	-	-	-	501,900	-	-	-	504,400	-	-	-	-
7-Aug-12		-	-	-	498,400	-	-	-	503,900	501,000	501,600	501,000	506,600	-	-	-	-
8-Aug-12		-	-	-	499,200	505,000	505,000	505,000	505,000	501,500	501,700	501,500	507,500	-	-	-	-
9-Aug-12		-	-	-	500,700	507,800	507,800	507,800	507,800	-	-	-	509,150	-	-	-	-
10-Aug-12		-	-	-	500,700	-	-	-	507,800	505,000	505,200	505,000	509,150	-	-	-	-
13-Aug-12		-	-	-	501,800	-	-	-	507,800	-	-	-	510,400	-	-	-	-
14-Aug-12		501,500	503,500	501,500	502,400	506,800	506,800	504,000	504,000	505,800	508,600	505,800	506,700	-	-	-	-
15-Aug-12		-	-	-	499,000	-	-	-	502,000	501,500	502,000	501,500	502,000	-	-	-	-
16-Aug-12		-	-	-	499,000	-	-	-	502,000	-	-	-	503,900	-	-	-	-
23-Aug-12		-	-	-	509,100	-	-	-	502,000	506,000	506,500	506,000	506,500	-	-	-	-
24-Aug-12		-	-	-	509,100	-	-	-	515,700	-	-	-	506,500	-	-	-	-
27-Aug-12		-	-	-	511,400	518,500	520,900	518,000	518,000	515,000	523,500	515,000	522,400	-	-	-	-
28-Aug-12		-	-	-	517,800	513,800	513,800	513,800	523,300	-	-	-	527,100	-	-	-	-
29-Aug-12		-	-	-	-	-	-	-	517,700	-	-	-	519,600	-	-	-	509,100
30-Aug-12		-	-	-	-	-	-	-	515,100	516,100	517,500	516,100	516,800	516,000	516,500	516,000	516,500
31-Aug-12		-	-	-	-	512,100	512,100	512,100	512,700	514,600	514,600	514,600	515,400	518,000	518,500	518,000	518,500
Tertinggi High		(14) 503,500				(27) 520,900				(27) 523,500				(31) 518,500			
Terendah Low		(14) 501,500				(14) 504,000				(03) 498,000				(30) 516,000			
Rata-Rata Average		502,288				507,795				509,226				514,700			

Emas / Gold (GOL250)
Jakarta Futures Exchange (JFX)

Agustus / August '12																
Tanggal / Date	Agustus / August '12				September / September '12				Oktober / October '12				Nopember / November '12			
	Pembukaan Open (Rp/Kg)	Tertinggi High (Rp/Kg)	Terendah Low (Rp/Kg)	Penutupan Settlement (Rp/Kg)	Pembukaan Open (Rp/Kg)	Tertinggi High (Rp/Kg)	Terendah Low (Rp/Kg)	Penutupan Settlement (Rp/Kg)	Pembukaan Open (Rp/Kg)	Tertinggi High (Rp/Kg)	Terendah Low (Rp/Kg)	Penutupan Settlement (Rp/Kg)	Pembukaan Open (Rp/Kg)	Tertinggi High (Rp/Kg)	Terendah Low (Rp/Kg)	Penutupan Settlement (Rp/Kg)
1-Aug-12	-	-	-	503,900	-	-	-	505,800	-	-	-	509,000	-	-	-	-
2-Aug-12	-	-	-	495,300	496,800	496,800	496,800	496,800	501,000	501,450	501,000	500,300	-	-	-	-
3-Aug-12	-	-	-	495,300	-	-	-	496,800	497,600	497,900	497,550	497,800	-	-	-	-
6-Aug-12	-	-	-	495,300	-	-	-	496,800	-	-	-	499,900	-	-	-	-
7-Aug-12	495,100	495,600	495,100	495,600	-	-	-	496,800	500,900	501,150	500,900	501,100	-	-	-	-
8-Aug-12	-	-	-	495,600	499,300	500,200	499,300	500,200	501,900	502,400	501,900	502,300	-	-	-	-
9-Aug-12	496,000	496,600	496,000	496,600	500,800	501,600	500,750	501,000	503,550	503,950	503,550	503,950	-	-	-	-
10-Aug-12	500,300	500,300	500,300	496,600	501,700	502,600	501,600	501,000	504,400	504,900	504,400	503,950	-	-	-	-
13-Aug-12	498,300	498,800	498,300	498,800	-	-	-	501,000	505,800	506,200	505,800	506,050	-	-	-	-
14-Aug-12	496,150	497,850	496,150	497,850	-	-	-	501,000	504,100	504,550	504,100	504,450	-	-	-	-
15-Aug-12	-	-	-	497,850	498,700	499,700	498,700	498,800	501,450	501,850	501,450	500,800	-	-	-	-
16-Aug-12	-	-	-	497,850	-	-	-	500,100	503,000	503,250	503,000	503,150	-	-	-	-
23-Aug-12	507,200	507,200	507,200	507,200	-	-	-	500,100	505,500	505,950	505,500	516,900	-	-	-	-
24-Aug-12	-	-	-	507,200	515,900	516,600	515,900	516,600	515,900	516,300	515,900	516,200	-	-	-	-
27-Aug-12	-	-	-	507,200	-	-	-	516,900	521,500	521,850	521,500	520,700	-	-	-	-
28-Aug-12	507,000	508,300	507,000	508,300	-	-	-	516,000	517,100	517,350	517,100	517,250	-	-	-	-
29-Aug-12	-	-	-	-	514,300	516,400	514,000	514,700	519,000	519,500	519,000	519,350	-	-	-	507,200
30-Aug-12	-	-	-	-	511,000	512,700	511,000	512,500	516,150	517,000	516,000	516,900	507,250	507,250	507,200	507,250
31-Aug-12	-	-	-	-	512,100	512,600	512,100	512,600	515,100	515,350	515,100	515,300	517,850	517,950	517,850	519,000
Tertinggi High	(28) 508,300				(24) 516,600				(27) 521,850				(31) 517,950			
Terendah Low	(07) 495,100				(02) 496,800				(03) 497,550				(30) 507,200			
Rata-Rata Average	499,778				504,500				508,176				511,150			

Emas / Gold (GOLDGR)
Indonesia Commodity & Derivatives Exchange (ICDX)

Agustus / August '12

Tanggal / Delivery	Agustus / August '12				September / September '12				Oktober / October '12				Nopember / November '12			
	Pembukaan Open (Rp/Kg)	Tertinggi High (Rp/Kg)	Terendah Low (Rp/Kg)	Penutupan Settlement (Rp/Kg)	Pembukaan Open (Rp/Kg)	Tertinggi High (Rp/Kg)	Terendah Low (Rp/Kg)	Penutupan Settlement (Rp/Kg)	Pembukaan Open (Rp/Kg)	Tertinggi High (Rp/Kg)	Terendah Low (Rp/Kg)	Penutupan Settlement (Rp/Kg)	Pembukaan Open (Rp/Kg)	Tertinggi High (Rp/Kg)	Terendah Low (Rp/Kg)	Penutupan Settlement (Rp/Kg)
1-Aug-12	-	-	-	492,000	-	-	-	493,800	-	-	-	495,800	-	-	-	497,800
2-Aug-12	-	-	-	489,100	-	-	-	490,900	-	-	-	492,800	-	-	-	494,900
3-Aug-12	-	-	-	493,200	-	-	-	495,000	-	-	-	497,000	-	-	-	499,000
6-Aug-12	-	-	-	495,200	-	-	-	497,000	-	-	-	499,000	-	-	-	501,000
7-Aug-12	-	-	-	495,600	-	-	-	497,500	-	-	-	499,500	-	-	-	501,500
8-Aug-12	-	-	-	495,700	-	-	-	497,600	-	-	-	499,600	-	-	-	501,600
9-Aug-12	-	-	-	497,400	497,700	497,900	497,700	499,300	-	-	-	501,300	-	-	-	503,300
10-Aug-12	-	-	-	498,400	-	-	-	500,300	-	-	-	502,200	-	-	-	504,300
13-Aug-12	-	-	-	495,300	-	-	-	497,200	-	-	-	499,100	-	-	-	501,200
14-Aug-12	-	-	-	492,300	497,000	499,700	497,000	494,200	-	-	-	496,200	-	-	-	498,300
15-Aug-12	-	-	-	493,900	-	-	-	495,800	-	-	-	497,800	-	-	-	499,900
16-Aug-12	-	-	-	497,800	495,700	496,000	495,700	499,800	-	-	-	501,800	-	-	-	504,000
17-Aug-12	-	-	-	498,400	-	-	-	500,300	-	-	-	502,400	-	-	-	504,500
20-Aug-12	-	-	-	499,600	-	-	-	501,600	-	-	-	503,600	-	-	-	505,800
21-Aug-12	--	--	--	504,700	501,600	501,900	501,600	506,600	--	--	--	508,700	--	--	--	510,900
22-Aug-12	--	--	--	509,800	506,700	507,100	506,700	511,800	--	--	--	513,900	--	--	--	516,100
23-Aug-12	-	-	-	514,500	512,000	513,600	511,000	516,500	-	-	-	518,600	-	-	-	520,800
24-Aug-12	-	-	-	514,500	515,800	515,800	515,200	516,500	-	-	-	518,600	-	-	-	520,800
27-Aug-12	-	-	-	514,100	-	-	-	516,100	-	-	-	518,200	-	-	-	520,400
28-Aug-12	-	-	-	516,000	515,800	518,000	515,600	518,000	-	-	-	520,100	-	-	-	522,400
29-Aug-12	-	-	-	514,200	518,100	518,500	518,100	516,200	-	-	-	518,200	-	-	-	520,400
30-Aug-12	-	-	-	514,700	515,500	518,200	515,500	516,700	-	-	-	518,800	-	-	-	521,000
31-Aug-12	-	-	-	526,300	516,500	516,900	516,400	528,400	-	-	-	530,500	-	-	-	532,800
Tertinggi High	-				(29) 518,500				-				-			
Terendah Low	-				(14) 495,700				-				-			
Rata-Rata Average	502,726				504,657				506,683				508,813			

Sambungan / Continued

Agustus / August '12

Tanggal / Date	Desember / December '12				Januari / January '12				Pebruari / February '13				Maret / March '13			
	Pembukaan Open (Rp/Kg)	Tertinggi High (Rp/Kg)	Terendah Low (Rp/Kg)	Penutupan Settlement (Rp/Kg)	Pembukaan Open (Rp/Kg)	Tertinggi High (Rp/Kg)	Terendah Low (Rp/Kg)	Penutupan Settlement (Rp/Kg)	Pembukaan Open (Rp/Kg)	Tertinggi High (Rp/Kg)	Terendah Low (Rp/Kg)	Penutupan Settlement (Rp/Kg)	Pembukaan Open (Rp/gram)	Tertinggi High (Rp/gram)	Terendah Low (Rp/gram)	Penutupan Settlement (Rp/gram)
1-Aug-12	-	-	-	499,900	-	-	-	502,100	-	-	-	504,300	-	-	-	506,500
2-Aug-12	-	-	-	496,900	-	-	-	499,100	-	-	-	501,300	-	-	-	503,500
3-Aug-12	-	-	-	501,100	-	-	-	503,300	-	-	-	505,500	-	-	-	507,700
6-Aug-12	-	-	-	503,100	-	-	-	505,300	-	-	-	507,500	-	-	-	509,700
7-Aug-12	-	-	-	503,600	-	-	-	505,800	-	-	-	508,000	-	-	-	510,200
8-Aug-12	-	-	-	503,700	-	-	-	505,900	-	-	-	508,100	-	-	-	510,300
9-Aug-12	-	-	-	505,400	-	-	-	507,600	-	-	-	509,900	-	-	-	512,100
10-Aug-12	-	-	-	506,400	-	-	-	508,600	-	-	-	510,900	-	-	-	513,100
13-Aug-12	-	-	-	503,400	-	-	-	505,600	-	-	-	507,800	-	-	-	510,100
14-Aug-12	-	-	-	500,400	-	-	-	502,600	-	-	-	504,900	-	-	-	507,200
15-Aug-12	-	-	-	502,100	-	-	-	504,300	-	-	-	506,600	-	-	-	508,800
16-Aug-12	-	-	-	506,100	-	-	-	508,400	-	-	-	510,700	-	-	-	512,900
17-Aug-12	-	-	-	506,700	-	-	-	508,900	-	-	-	511,200	-	-	-	513,500
20-Aug-12	-	-	-	508,000	-	-	-	510,200	-	-	-	512,500	-	-	-	514,800
21-Aug-12	--	--	--	513,100	--	--	--	515,300	--	--	--	517,700	--	--	--	520,000
22-Aug-12	--	--	--	518,300	--	--	--	520,600	--	--	--	522,900	--	--	--	525,300
23-Aug-12	-	-	-	523,000	-	-	-	525,300	-	-	-	527,700	-	-	-	530,000
24-Aug-12	-	-	-	523,100	-	-	-	525,400	-	-	-	527,800	-	-	-	530,100
27-Aug-12	-	-	-	522,600	-	-	-	524,900	-	-	-	527,300	-	-	-	529,600
28-Aug-12	-	-	-	524,600	-	-	-	526,900	-	-	-	529,300	-	-	-	531,700
29-Aug-12	-	-	-	522,700	-	-	-	525,000	-	-	-	527,400	-	-	-	529,700
30-Aug-12	-	-	-	523,200	-	-	-	525,500	-	-	-	527,900	-	-	-	530,300
31-Aug-12	-	-	-	535,100	-	-	-	537,400	-	-	-	539,900	-	-	-	542,300
Tertinggi High	-				-				-				-			
Terendah Low	-				-				-				-			
Rata-Rata Average	510,978				513,217				515,526				517,800			

Sambungan / Continued

Agustus / August '12

Tanggal / Date	Bulan Penyerahan / Delivery Months	April / April '13				Mei / May'13				Juni / June'12				Juli / July'12			
		Pembukaan Open (Rp/gram)	Tertinggi High (Rp/gram)	Terendah Low (Rp/gram)	Penutupan Settlement (Rp/gram)	Pembukaan Open (Rp/gram)	Tertinggi High (Rp/gram)	Terendah Low (Rp/gram)	Penutupan Settlement (Rp/gram)	Pembukaan Open (Rp/gram)	Tertinggi High (Rp/gram)	Terendah Low (Rp/gram)	Penutupan Settlement (Rp/gram)	Pembukaan Open (Rp/gram)	Tertinggi High (Rp/gram)	Terendah Low (Rp/gram)	Penutupan Settlement (Rp/gram)
1-Aug-12		-	-	-	508,700	-	-	-	511,000	-	-	-	513,300	-	-	-	515,700
2-Aug-12		-	-	-	505,700	-	-	-	507,900	-	-	-	510,300	-	-	-	512,600
3-Aug-12		-	-	-	510,000	-	-	-	512,200	-	-	-	514,600	-	-	-	516,900
6-Aug-12		-	-	-	512,000	-	-	-	514,300	-	-	-	516,600	-	-	-	519,000
7-Aug-12		-	-	-	512,500	-	-	-	514,800	-	-	-	517,100	-	-	-	519,500
8-Aug-12		-	-	-	512,600	-	-	-	514,900	-	-	-	517,200	-	-	-	519,600
9-Aug-12		-	-	-	514,400	-	-	-	516,700	-	-	-	519,000	-	-	-	521,400
10-Aug-12		-	-	-	515,400	-	-	-	517,700	-	-	-	520,000	-	-	-	522,400
13-Aug-12		-	-	-	512,400	-	-	-	514,700	-	-	-	517,000	-	-	-	519,500
14-Aug-12		-	-	-	509,400	-	-	-	511,800	-	-	-	514,100	-	-	-	516,600
15-Aug-12		-	-	-	511,100	-	-	-	513,500	-	-	-	515,900	-	-	-	518,300
16-Aug-12		-	-	-	515,300	-	-	-	517,600	-	-	-	520,100	-	-	-	522,500
17-Aug-12		-	-	-	515,800	-	-	-	518,200	-	-	-	520,600	-	-	-	523,100
20-Aug-12		-	-	-	517,100	-	-	-	519,500	-	-	-	521,900	-	-	-	524,400
21-Aug-12		--	--	--	522,300	--	--	--	524,700	--	--	--	527,200	--	--	--	529,700
22-Aug-12		--	--	--	527,700	--	--	--	530,100	--	--	--	532,600	--	--	--	535,100
23-Aug-12		-	-	-	532,400	-	-	-	534,900	-	-	-	537,400	-	-	-	539,900
24-Aug-12		-	-	-	532,500	-	-	-	535,000	-	-	-	537,500	-	-	-	540,000
27-Aug-12		-	-	-	532,000	-	-	-	534,500	-	-	-	537,000	-	-	-	539,500
28-Aug-12		-	-	-	534,100	-	-	-	536,500	-	-	-	539,000	-	-	-	541,600
29-Aug-12		-	-	-	532,100	-	-	-	534,600	-	-	-	537,100	-	-	-	539,600
30-Aug-12		-	-	-	532,700	-	-	-	535,100	-	-	-	537,600	-	-	-	540,200
31-Aug-12		-	-	-	544,700	-	-	-	547,200	-	-	-	549,800	-	-	-	552,400
Tertinggi High		-				-				-				-			
Terendah Low		-				-				-				-			
Rata-Rata Average		520,126				522,496				524,909				527,370			

Gulir Emas / Rolling Gold (KGE)
Jakarta Futures Exchange (JFX)

Tanggal / Date	Bulan / Month	Agustus / August '12			
		Pembukaan Open (Rp/gram)	Tertinggi High (Rp/gram)	Terendah Low (Rp/gram)	Penutupan Settlement (Rp/gram)
1-Aug-12		-	-	-	490,165
2-Aug-12		-	-	-	488,517
3-Aug-12		-	-	-	486,135
6-Aug-12		-	-	-	489,611
7-Aug-12		487,500	487,650	487,500	492,066
8-Aug-12		-	-	-	490,092
9-Aug-12		-	-	-	491,074
10-Aug-12		-	-	-	490,579
13-Aug-12		-	-	-	495,023
14-Aug-12		-	-	-	491,522
15-Aug-12		-	-	-	487,248
16-Aug-12		-	-	-	489,508
23-Aug-12		-	-	-	507,606
24-Aug-12		-	-	-	509,364
27-Aug-12		508,000	508,200	508,000	511,309
28-Aug-12		-	-	-	509,893
29-Aug-12		-	-	-	510,615
30-Aug-12		-	-	-	508,275
31-Aug-12		-	-	-	508,601
Tertinggi High		(27) 508,200			
Terendah Low		(07) 487,500			
Rata-Rata Average		497,221			

Gulir Emas / Rolling Gold (KGEUSD)
Jakarta Futures Exchange (JFX)

Tanggal / Date	Bulan Month	Agustus / August '12			
		Pembukaan Open (USD/T.Ounce)	Tertinggi High (USD/T.Ounce)	Terendah Low (USD/T.Ounce)	Penutupan Settlement (USD/T.Ounce)
1-Aug-12		-	-	-	1,599.70
2-Aug-12		-	-	-	1,587.60
3-Aug-12		-	-	-	1,603.50
6-Aug-12		-	-	-	1,610.50
7-Aug-12		1,613.70	1,613.80	1,613.70	1,611.80
8-Aug-12		1,606.50	1,606.50	1,606.40	1,612.70
9-Aug-12		1,610.50	1,610.90	1,610.50	1,616.80
10-Aug-12		-	-	-	1,620.20
13-Aug-12		1,624	1,624	1,624	1,609.70
14-Aug-12		-	-	-	1,598.90
15-Aug-12		-	-	-	1,603.20
16-Aug-12		-	-	-	1,615.30
23-Aug-12		-	-	-	1,670.10
24-Aug-12		-	-	-	1,670.70
27-Aug-12		-	-	-	1,664.30
28-Aug-12		-	-	-	1,666.85
29-Aug-12		-	-	-	1,656.55
30-Aug-12		1,658.20	1,658.60	1,658.20	1,655.65
31-Aug-12		1,658.50	1,659.80	1,658.00	1,691.70
Tertinggi High		(31) 1,659.80			
Terendah Low		(08) 1,606.40			
Rata-Rata Average		1,629.78			

Gulir Indeks Emas / Rolling Gold Index (KIE)
Jakarta Futures Exchange (JFX)

Tanggal / Date	Bulan / Month	Agustus / August '12			
		Pembukaan Open (Point)	Tertinggi High (Point)	Terendah Low (Point)	Penutupan Settlement (Point)
1-Aug-12		9,265	9,301	9,265	9,445
2-Aug-12		9,305	9,305	9,300	9,473
3-Aug-12		9,208	9,208	9,208	9,474
6-Aug-12		-	-	-	9,466
7-Aug-12		-	-	-	9,469
8-Aug-12		9,330	9,340	9,300	9,478
9-Aug-12		9,320	9,320	9,285	9,471
10-Aug-12		9,285	9,320	9,285	9,478
13-Aug-12		9,480	9,480	9,300	9,485
14-Aug-12		9,320	9,330	9,288	9,483
15-Aug-12		9,340	9,342	9,300	9,498
16-Aug-12		9,355	9,355	9,300	9,493
23-Aug-12		-	-	-	9,496
24-Aug-12		9,338	9,342	9,338	9,507
27-Aug-12		9,610	9,610	9,348	9,518
28-Aug-12		9,520	9,520	9,315	9,536
29-Aug-12		9,540	9,540	9,535	9,545
30-Aug-12		-	-	-	9,545
31-Aug-12		-	-	-	9,535
Tertinggi High		(27) 9,610			
Terendah Low		(03) 9,208			
Rata-Rata Average		9,494			

Tunda Serah Emas (GOLDID)

Indonesia Commodity & Derivatives Exchange (ICDX)

Tanggal / Date	Agustus / August '12			
	Pembukaan Open (USD/T.Ounce)	Tertinggi High (USD/T.Ounce)	Terendah Low (USD/T.Ounce)	Penutupan Settlement (USD/T.Ounce)
1-Aug-12	1,605.00	1,605.00	1,600.00	1,600.30
2-Aug-12	1,602.40	1,602.80	1,588.00	1,589.70
3-Aug-12	1,593.40	1,604.60	1,592.00	1,602.50
6-Aug-12	1,605.00	1,615.00	1,605.00	1,610.80
7-Aug-12	1,610.00	1,610.00	1,610.00	1,611.60
8-Aug-12	1,607.40	1,616.00	1,607.40	1,611.90
9-Aug-12	1,616.10	1,618.00	1,611.50	1,616.80
10-Aug-12	1,615.50	1,625.00	1,615.50	1,619.80
13-Aug-12	1,624.10	1,625.00	1,610.00	1,609.60
14-Aug-12	1,613.00	1,615.40	1,597.00	1,599.00
15-Aug-12	1,599.20	1,602.60	1,595.00	1,603.40
16-Aug-12	1,605.30	1,617.00	1,601.80	1,614.70
17-Aug-12	1,615.80	1,618.00	1,614.60	1,616.40
20-Aug-12	1,618.20	1,619.00	1,613.90	1,620.50
21-Aug-12	1,622.00	1,638.10	1,622.00	1,636.80
22-Aug-12	1,637.30	1,648.10	1,637.20	1,653.50
23-Aug-12	1,658.30	1,666.00	1,658.30	1,669.60
24-Aug-12	1,666.50	1,673.30	1,662.80	1,669.10
27-Aug-12	1,675.70	1,675.70	1,668.00	1,664.60
28-Aug-12	1,661.40	1,662.70	1,659.50	1,667.30
29-Aug-12	1,666.80	1,667.70	1,656.50	1,655.90
30-Aug-12	1,658.20	1,662.00	1,656.60	1,655.40
31-Aug-12	1,661.10	1,693.00	1,650.40	1,691.60
Tertinggi High	(31) 1,693.00			
Terendah Low	(02) 1,588.00			
Rata-Rata Average	1,630.03			

Tunda Serah Emas (GOLDUD)

Indonesia Commodity & Derivatives Exchange (ICDX)

Tanggal / Date	Agustus / August '12			
	Pembukaan Open (USD/T.Ounce)	Tertinggi High (USD/T.Ounce)	Terendah Low (USD/T.Ounce)	Penutupan Settlement (USD/T.Ounce)
1-Aug-12	1,615.00	1,617.90	1,595.00	1,600.30
2-Aug-12	1,600.00	1,610.70	1,585.90	1,589.70
3-Aug-12	1,590.60	1,606.50	1,587.60	1,602.50
6-Aug-12	1,607.00	1,614.20	1,605.00	1,610.80
7-Aug-12	1,610.90	1,618.30	1,610.00	1,611.60
8-Aug-12	1,610.20	1,616.10	1,604.30	1,611.90
9-Aug-12	1,616.40	1,617.60	1,610.00	1,616.80
10-Aug-12	1,614.00	1,625.90	1,606.20	1,619.80
13-Aug-12	1,623.10	1,625.00	1,608.00	1,609.60
14-Aug-12	1,612.10	1,614.80	1,596.80	1,599.00
15-Aug-12	1,601.70	1,605.20	1,592.20	1,603.40
16-Aug-12	1,601.40	1,630.50	1,601.40	1,614.70
17-Aug-12	1,616.20	1,619.70	1,613.70	1,616.40
20-Aug-12	1,618.70	1,621.40	1,611.30	1,620.50
21-Aug-12	1,621.00	1,640.90	1,621.00	1,636.80
22-Aug-12	1,640.00	1,655.60	1,638.00	1,653.50
23-Aug-12	1,654.90	1,674.30	1,654.90	1,669.60
24-Aug-12	1,667.10	1,672.90	1,663.90	1,669.10
27-Aug-12	1,673.80	1,677.10	1,663.70	1,664.60
28-Aug-12	1,659.80	1,672.00	1,658.80	1,667.30
29-Aug-12	1,664.00	1,666.00	1,652.80	1,655.90
30-Aug-12	1,656.80	1,663.80	1,652.10	1,655.40
31-Aug-12	1,659.50	1,692.40	1,646.60	1,691.60
Tertinggi High	(31) 1,692.40			
Terendah Low	(02) 1,585.90			
Rata-Rata Average	1,630.03			

4. Jumlah dan Volume Transaksi, dan Open Interest Frequency and Volume, and Open Interest

Olein (OLE)

Jakarta Futures Exchange (JFX)

Tanggal (Date)	Bulan (Month)	Agustus / August '12		
		Transaksi (kali) Frequency (times)	Volume (lot) Volume (lots)	Open Interest (lots)
1		-	-	-
2		20	20	-
3		20	20	-
6		22	26	-
7		22	26	-
8		-	-	-
9		-	-	-
10		20	20	-
13		2	8	-
14		22	308	-
15		-	-	-
16		56	86	-
17		-	-	-
20		-	-	-
21		-	-	-
22		-	-	-
23		43	43	-
24		50	196	-
27		-	-	-
28		12	206	-
29		120	652	-
30		76	300	-
31		60	60	-
Tertinggi High		(28) 120	(28) 652	(02) 0
Terendah Low		(08) 2	(08) 8	(09) 0
Rata-Rata Average		40	180	#DIV/0!

Olein (OLE10)

Jakarta Futures Exchange (JFX)

Tanggal (Date)	Bulan (Month)	Agustus / August '12		
		Transaksi (kali) Frequency (times)	Volume (lot) Volume (lots)	Open Interest (lots)
1		-	-	-
2		-	-	-
3		-	-	-
6		32	32	2
7		-	-	-
8		32	32	2
9		-	-	-
10		36	36	2
13		-	-	-
14		30	30	2
15		1	2	-
16		-	-	-
17		-	-	-
20		-	-	-
21		-	-	-
22		-	-	-
23		-	-	-
24		-	-	-
27		28	140	-
28		40	152	-
29		23	68	-
30		55	212	-
31		18	24	-
Tertinggi High		(16) 40	(30) 212	(15) 2
Terendah Low		(17) 1	(28) 2	(15) 2
Rata-Rata Average		29	77	2

RBD PALM OLEIN (OLEINTR)

Indonesia Commodity & Derivatives Exchange (ICDX)

Tanggal (Date)	Bulan (Month)	Agustus / August '12		
		Transaksi (kali) Frequency (times)	Volume (lot) Volume (lots)	Open Interest (lots)
1		14	14	2
2		25	25	2
3		15	15	2
6		9	9	2
7		42	42	2
8		40	40	-
9		34	34	-
10		19	20	-
13		41	43	-
14		35	36	-
15		27	27	-
16		22	22	-
17		-	-	-
20		-	-	-
21		7	7	-
22		22	25	-
23		32	32	-
24		22	22	-
27		30	32	-
28		20	20	-
29		35	35	-
30		20	20	-
31		13	13	-
Tertinggi High		(07) 42	(13) 43	(07) 2
Terendah Low		(21) 7	(21) 7	(07) 2
Rata-Rata Average		25	25	2

Crude Palm Oil (CPOTR)

Indonesia Commodity & Derivatives Exchange (ICDX)

Tanggal (Date)	Bulan (Month)	Agustus / August '12		
		Transaksi (kali) Frequency (times)	Volume (lot) Volume (lots)	Open Interest (lots)
1		1619	3811	19
2		1831	4161	19
3		1522	3659	15
6		1517	3404	13
7		1563	3735	14
8		1512	3764	13
9		1519	3546	6
10		1329	3176	-
13		1545	3410	-
14		1694	3236	-
15		1371	2950	-
16		1086	2742	-
17		-	-	-
20		-	-	-
21		895	1990	-
22		1525	3565	-
23		1507	3245	-
24		1449	3134	-
27		1502	3777	-
28		1546	3630	-
29		1741	4050	-
30		1653	3930	-
31		1151	2824	-
Tertinggi High		(02) 1831	(02) 4161	(02) 19
Terendah Low		(21) 895	(21) 1990	(09) 6
Rata-Rata Average		1480	3416	14

Kakao / Cocoa (CC5)

Jakarta Futures Exchange (JFX)

Tanggal (Date)	Bulan (Month)	Agustus / August '12		
		Transaksi (kali) Frequency (times)	Volume (lot) Volume (lots)	Open Interest (lots)
1		170	171	-
2		165	167	-
3		166	166	-
6		176	210	-
7		155	182	-
8		166	169	-
9		165	171	-
10		192	192	-
13		199	268	-
14		175	367	-
15		156	278	-
16		160	392	-
17		-	-	-
20		-	-	-
21		-	-	-
22		-	-	-
23		152	349	-
24		110	303	-
27		128	324	-
28		156	355	-
29		147	338	-
30		142	248	-
31		163	274	-
Tertinggi High		(22) 199	(22) 392	-
Terendah Low		(07) 110	(07) 166	-
Rata-Rata Average		161	254	-

Emas / Gold (GOL)
Jakarta Futures Exchange (JFX)

Tanggal (Date)	Bulan (Month)	Agustus / August '12		
		Transaksi (kali) <i>Frequency (times)</i>	Volume (lot) <i>Volume (lots)</i>	Open Interest (lots)
1		-	-	-
2		-	-	-
3		-	-	-
6		-	-	-
7		-	-	-
8		-	-	-
9		-	-	-
10		-	-	-
13		-	-	-
14		20	300	-
15		-	-	-
16		-	-	-
17		-	-	-
20		-	-	-
21		-	-	-
22		-	-	-
23		-	-	-
24		10	130	-
27		-	-	-
28		8	146	-
29		30	538	-
30		14	260	-
31		-	-	-
Tertinggi <i>High</i>		(28) 30	(28) 538	-
Terendah <i>Low</i>		(23) 8	(23) 130	-
Rata-Rata <i>Average</i>		17	279	-

Emas / Gold (GOL100)
Jakarta Futures Exchange (JFX)

Tanggal (Date)	Bulan (Month)	Agustus / August '12		
		Transaksi (kali) <i>Frequency (times)</i>	Volume (lot) <i>Volume (lots)</i>	Open Interest (lots)
1		4	40	-
2		-	-	-
3		6	40	-
6		-	-	-
7		8	46	-
8		7	52	-
9		2	2	-
10		6	40	-
13		-	-	-
14		16	150	-
15		13	230	-
16		-	-	-
17		-	-	-
20		-	-	-
21		-	-	-
22		-	-	-
23		12	240	-
24		-	-	-
27		15	215	-
28		1	1	-
29		-	-	-
30		15	249	-
31		14	246	-
Tertinggi <i>High</i>		(28) 16	(28) 249	(01) 0
Terendah <i>Low</i>		(20) 1	(08) 1	(01) 0
Rata-Rata <i>Average</i>		10	129	#DIV/0!

Emas / Gold (GOL250)
Jakarta Futures Exchange (JFX)

Tanggal (Date)	Bulan (Month)	Agustus / August '12		
		Transaksi (kali) <i>Frequency (times)</i>	Volume (lot) <i>Volume (lots)</i>	Open Interest (lots)
1		-	-	-
2		15	23	-
3		12	20	-
6		-	-	-
7		12	32	-
8		16	26	-
9		63	105	-
10		224	251	-
13		18	44	-
14		40	336	-
15		22	50	-
16		14	18	-
17		-	-	-
20		-	-	-
21		-	-	-
22		-	-	-
23		15	19	-
24		24	158	-
27		14	18	-
28		16	184	-
29		48	558	-
30		40	334	-
31		13	48	-
Tertinggi <i>High</i>		(29) 224	(22) 558	-
Terendah <i>Low</i>		(22) 12	(30) 18	-
Rata-Rata <i>Average</i>		27	135	-

Gulir Emas / Rolling Gold (KGE)
Jakarta Futures Exchange (JFX)

Tanggal (Date)	Bulan (Month)	Agustus / August '12		
		Transaksi (kali) Frequency (times)	Volume (lot) Volume (lots)	Open Interest (lots)
1		-	-	-
2		-	-	-
3		-	-	-
6		-	-	-
7		16	120	-
8		-	-	-
9		-	-	-
10		-	-	-
13		-	-	-
14		-	-	-
15		-	-	-
16		-	-	-
17		-	-	-
20		-	-	-
21		-	-	-
22		-	-	-
23		-	-	-
24		-	-	-
27		8	52	-
28		-	-	-
29		-	-	-
30		-	-	-
31		-	-	-
Tertinggi High		(05) 2	(05) 2	-
Terendah Low		(05) 2	(05) 2	-
Rata-Rata Average		2	2	-

Gulir Emas / Rolling Gold (KGEUSD)
Jakarta Futures Exchange (JFX)

Tanggal (Date)	Bulan (Month)	Agustus / August '12		
		Transaksi (kali) Frequency (times)	Volume (lot) Volume (lots)	Open Interest (lots)
1		-	-	-
2		-	-	-
3		-	-	-
6		-	-	-
7		4	100	14
8		4	100	14
9		6	134	14
10		-	-	-
13		14	14	-
14		-	-	-
15		-	-	-
16		-	-	-
17		-	-	-
20		-	-	-
21		-	-	-
22		-	-	-
23		-	-	-
24		-	-	-
27		-	-	-
28		-	-	-
29		-	-	-
30		4	100	-
31		4	100	-
Tertinggi High		(21) 14	(21) 134	-
Terendah Low		(07) 4	(07) 100	-
Rata-Rata Average		5	100	-

Gulir Indeks Emas/Rolling Gold Index (KIE)
Jakarta Futures Exchange (JFX)

Tanggal (Date)	Bulan (Month)	Agustus / August '12		
		Transaksi (kali) Frequency (times)	Volume (lot) Volume (lots)	Open Interest (lots)
1		10	10	14
2		2	2	15
3		1	1	14
6		-	-	-
7		-	-	-
8		4	80	14
9		2	40	14
10		2	20	14
13		4	40	14
14		7	130	14
15		34	640	14
16		13	360	14
17		-	-	-
20		-	-	-
21		-	-	-
22		-	-	-
23		-	-	-
24		8	400	14
27		14	380	14
28		12	220	14
29		2	20	14
30		-	-	-
31		-	-	-
Tertinggi High		(26) 34	(26) 640	(26) 14
Terendah Low		(21) 1	(15) 1	(27) 14
Rata-Rata Average		12	259	14

Tunda Serah Emas (GOLDID)

Indonesia Commodity & Derivatives Exchange (ICDX)

Tanggal (Date)	Bulan (Month)	Agustus / August '12		
		Transaksi (kali) <i>Frequency (times)</i>	Volume (lot) <i>Volume (lots)</i>	Open Interest (lots)
1		3	3	-
2		13	44	-
3		3	21	-
6		5	9	-
7		1	1	-
8		8	8	-
9		5	5	-
10		4	13	-
13		14	53	-
14		8	26	-
15		10	36	-
16		10	11	-
17		8	8	-
20		4	9	-
21		11	14	-
22		20	30	-
23		19	27	-
24		15	22	-
27		8	8	-
28		3	3	-
29		13	20	-
30		15	50	-
31		20	40	-
Tertinggi <i>High</i>		(22) 20	(13) 53	-
Terendah <i>Low</i>		(07) 1	(07) 1	-
Rata-Rata <i>Average</i>		10	20	-

Tunda Serah Emas (GOLDUD)

Indonesia Commodity & Derivatives Exchange (ICDX)

Tanggal (Date)	Bulan (Month)	Agustus / August '12		
		Transaksi (kali) <i>Frequency (times)</i>	Volume (lot) <i>Volume (lots)</i>	Open Interest (lots)
1		56	148	-
2		175	924	-
3		168	704	-
6		113	483	-
7		99	477	-
8		42	186	-
9		42	176	-
10		85	391	-
13		51	198	-
14		79	346	-
15		107	398	-
16		128	555	-
17		12	52	-
20		25	63	-
21		52	159	-
22		37	215	-
23		79	275	-
24		20	65	-
27		20	66	-
28		40	125	-
29		25	73	-
30		73	249	-
31		195	644	-
Tertinggi <i>High</i>		(31) 195	(02) 924	-
Terendah <i>Low</i>		(17) 12	(17) 52	-
Rata-Rata <i>Average</i>		75	303	-

Emas / Gold (GOLDGR)

Indonesia Commodity & Derivatives Exchange (ICDX)

Tanggal (Date)	Bulan (Month)	Agustus / August '12		
		Transaksi (kali) <i>Frequency (times)</i>	Volume (lot) <i>Volume (lots)</i>	Open Interest (lots)
1		-	-	-
2		-	-	-
3		-	-	-
6		-	-	-
7		-	-	-
8		-	-	-
9		2	20	-
10		-	-	-
13		-	-	-
14		10	68	-
15		-	-	-
16		4	40	-
17		-	-	-
20		-	-	-
21		4	40	-
22		4	40	-
23		12	88	-
24		4	40	-
27		-	-	-
28		24	132	-
29		4	40	-
30		8	48	-
31		4	16	-
Tertinggi <i>High</i>		(28) 24	(28) 132	-
Terendah <i>Low</i>		(09) 2	(31) 16	-
Rata-Rata <i>Average</i>		7	52	-

5. Jumlah dan Volume Transaksi, *Open Interest* dan Hari Perdagangan Selama Lima Tahun
Frequency and Volume, Open Interest and Trading Days for Five Years

Olein (OLE)
Jakarta Futures Exchange (JFX)

No.	Bulan / Month	Transaksi (Kali)/Frequency (Times)					Volume (lot) /Volume (Lots)					Open Interest pada akhir bulan (lot) / Open Interest at the End of This Month (Lots)					Hari Perdagangan / Trading Days (Days)				
		2008	2009	2010	2011	2012	2008	2009	2010	2011	2012	2008	2009	2010	2011	2012	2008	2009	2010	2011	2012
1	Januari/January	-	6	-	162	479	-	10	-	414	1,384	-	-	-	-	-	19	19	20	21	22
2	Pebruari/February	-	2	-	228	369	-	4	-	532	1,037	-	-	-	-	-	20	20	19	18	21
3	Maret/March	-	2	-	581	445	-	4	-	927	1,411	-	-	-	-	-	20	20	22	23	22
4	April/April	-	2	-	375	729	-	4	-	767	1,981	-	-	-	-	-	21	21	21	20	21
5	Mei/May	15	2	-	572	592	15	4	-	899	1,778	-	-	-	-	-	20	20	21	22	23
6	Juni/June	16	2	-	493	648	16	4	-	837	2,638	-	-	-	-	-	22	22	22	22	21
7	Juli/July	4	-	-	581	643	4	-	-	1,226	2,548	-	-	-	-	-	22	22	22	21	22
8	Agustus/August	42	66	83	410	545	64	98	156	766	1,971	-	-	-	-	-	20	20	22	21	23
9	September/September	46	-	191	483		106	-	437	1,234		-	-	-	-	-	18	18	19	22	
10	Oktober /October	74	-	135	414		184	-	389	1,198		-	-	-	-	-	22	22	21	21	
11	Nopember/November	29	-	134	482		69	-	440	1,828		-	-	-	-	-	20	20	21	22	
12	Desember/December	14	-	112	376		14	-	278	1,494		-	-	-	-	-	21	21	21	20	

Olein (OLE10)
Jakarta Futures Exchange (JFX)

No.	Bulan / Month	Transaksi (Kali)/Frequency (Times)					Volume (lot) /Volume (Lots)					Open Interest pada akhir bulan (lot) / Open Interest at the End of This Month (Lots)					Hari Perdagangan / Trading Days (Days)				
		2008	2009	2010	2011	2012	2008	2009	2010	2011	2012	2008	2009	2010	2011	2012	2008	2009	2010	2011	2012
1	Januari/January	-	-	-	-	268	-	-	-	-	268	-	-	-	-	-	-	-	-	21	22
2	Pebruari/February	-	-	-	-	382	-	-	-	-	462	-	-	-	-	-	-	-	-	18	21
3	Maret/March	-	-	-	-	985	-	-	-	-	1,354	-	-	-	-	-	-	-	-	23	22
4	April/April	-	-	-	-	798	-	-	-	-	978	-	-	-	-	-	-	-	-	20	21
5	Mei/May	-	-	-	-	718	-	-	-	-	896	-	-	-	-	-	-	-	-	22	23
6	Juni/June	-	-	-	-	627	-	-	-	-	834	-	-	-	-	-	-	-	-	22	21
7	Juli/July	-	-	-	-	361	-	-	-	-	564	-	-	-	-	-	-	-	-	21	22
8	Agustus/August	-	-	-	-	295	-	-	-	-	728	-	-	-	-	-	-	-	-	21	23
9	September/September	-	-	-	-	-	-	-	-	-	-	-	-	-	-	-	-	-	-	22	-
10	Oktober /October	-	-	-	-	-	-	-	-	-	-	-	-	-	-	-	-	-	-	21	-
11	Nopember/November	-	-	-	-	-	-	-	-	-	-	-	-	-	-	-	-	-	-	22	-
12	Desember/December	-	-	-	264	-	-	-	-	380	-	-	-	-	-	-	-	-	-	20	-

RBD PALM OLEIN (OLEINTR)

Indonesia Commodity & Derivatives Exchange (ICDX)

No.	Bulan / Month	Transaksi (Kali)/Frequency (Times)					Volume (lot) /Volume (Lots)					Open Interest pada akhir bulan (lot) / Open Interest at the End of This Month (Lots)					Hari Perdagangan / Trading Days (Days)				
		2008	2009	2010	2011	2012	2008	2009	2010	2011	2012	2008	2009	2010	2011	2012	2008	2009	2010	2011	2012
1	Januari/January	-	-	-	-	1,147	-	-	-	-	1,429	-	-	-	-	-	-	-	-	-	20
2	Pebruari/February	-	-	-	-	412	-	-	-	-	463	-	-	-	-	-	-	-	-	-	21
3	Maret/March	-	-	-	-	102	-	-	-	-	159	-	-	-	-	-	-	-	-	-	22
4	April/April	-	-	-	-	132	-	-	-	-	141	-	-	-	-	-	-	-	-	-	20
5	Mei/May	-	-	-	-	75	-	-	-	-	80	-	-	-	-	-	-	-	-	-	23
6	Juni/June	-	-	-	-	75	-	-	-	-	76	-	-	-	-	-	-	-	-	-	23
7	Juli/July	-	-	-	-	151	-	-	-	-	158	-	-	-	-	-	-	-	-	-	22
8	Agustus/August	-	-	-	-	524	-	-	-	-	533	-	-	-	-	-	-	-	-	-	23
9	September/September	-	-	-	-	-	-	-	-	-	-	-	-	-	-	-	-	-	-	-	-
10	Oktober /October	-	-	-	-	-	-	-	-	-	-	-	-	-	-	-	-	-	-	-	-
11	Nopember/November	-	-	-	-	-	-	-	-	-	-	-	-	-	-	-	-	-	-	-	-
12	Desember/December	-	-	-	1,340	-	-	-	-	-	-	-	-	-	-	-	-	-	-	22	-

Crude Palm Oil (CPOTR)

Indonesia Commodity & Derivatives Exchange (ICDX)

No.	Bulan / Month	Transaksi (Kali)/Frequency (Times)					Volume (lot) /Volume (Lots)					Open Interest pada akhir bulan (lot) / Open Interest at the End of This Month (Lots)					Hari Perdagangan / Trading Days (Days)				
		2008	2009	2010	2011	2012	2008	2009	2010	2011	2012	2008	2009	2010	2011	2012	2008	2009	2010	2011	2012
1	Januari/January	-	-	-	11,233	23,091	-	-	-	42,734	62,550	-	-	-	-	-	-	-	-	21	20
2	Pebruari/February	-	-	-	9,314	24,920	-	-	-	41,249	63,681	-	-	-	-	-	-	-	-	17	21
3	Maret/March	-	-	-	14,623	26,098	-	-	-	53,366	70,885	-	-	-	-	-	-	-	-	23	22
4	April/April	-	-	-	13,521	27,884	-	-	-	46,543	66,325	-	-	-	-	-	-	-	-	20	20
5	Mei/May	-	-	-	11,492	29,663	-	-	-	53,018	70,602	-	-	-	-	-	-	-	-	22	23
6	Juni/June	-	-	-	11,519	34,535	-	-	-	55,099	73,589	-	-	-	-	-	-	-	-	22	21
7	Juli/July	-	-	-	12,458	32,752	-	-	-	63,061	74,148	-	-	-	-	-	-	-	-	21	22
8	Agustus/August	-	-	-	15,293	33,398	-	-	-	56,212	71,749	-	-	-	-	-	-	-	-	23	23
9	September/September	-	-	-	22,371		-	-	-	78,660		-	-	-	-	-	-	-	-	22	
10	Oktober /October	-	-	-	35,429		-	-	-	99,976		-	-	-	-	-	-	-	-	21	
11	Nopember/November	-	-	-	38,422		-	-	-	102,560		-	-	-	-	-	-	-	-	22	
12	Desember/December	-	-	-	31,436		-	-	-	79,287		-	-	-	-	-	-	-	-	22	

Kakao / Cocoa (CC5)
Jakarta Futures Exchange (JFX)

No.	Bulan / Month	Transaksi (Kali)/Frequency (Times)					Volume (lot) /Volume (Lots)					Open Interest pada akhir bulan (lot) / Open Interest at the End of This Month (Lots)					Hari Perdagangan / Trading Days (Days)				
		2008	2009	2010	2011	2012	2008	2009	2010	2011	2012	2008	2009	2010	2011	2012	2008	2009	2010	2011	2012
1	Januari/January	-	-	-	-	2,205	-	-	-	-	3,520	-	-	-	-	-	-	-	-	-	22
2	Pebruari/February	36	109	133	226	81	40	223	133	602	1,001	-	1	-	-	-	20	20	19	18	21
3	Maret/March	-	-	-	-	4,099	-	-	-	-	4,187	-	-	-	-	-	-	-	-	-	22
4	April/April	-	-	-	-	3,003	-	-	-	-	4,785	-	-	-	-	-	-	-	-	-	21
5	Mei/May	-	-	-	-	3,338	-	-	-	-	3,665	-	-	-	-	-	-	-	-	-	23
6	Juni/June	-	-	-	-	3,512	-	-	-	-	3,682	-	-	-	-	-	-	-	-	-	21
7	Juli/July	-	-	-	-	3,362	-	-	-	-	3,837	-	-	-	-	-	-	-	-	-	22
8	Agustus/August	-	-	-	-	3,043	-	-	-	-	4,924	-	-	-	-	-	-	-	-	-	23
9	September/September	-	-	-	-	-	-	-	-	-	-	-	-	-	-	-	-	-	-	-	-
10	Oktober /October	-	-	-	-	-	-	-	-	-	-	-	-	-	-	-	-	-	-	-	-
11	Nopember/November	-	-	-	-	-	-	-	-	-	-	-	-	-	-	-	-	-	-	-	-
12	Desember/December	-	-	-	618	-	-	-	-	1,659	-	-	-	-	-	-	-	-	-	20	-

Emas / Gold (GOL)
Jakarta Futures Exchange (JFX)

No.	Bulan / Month	Transaksi (Kali)/Frequency (Times)					Volume (lot) /Volume (Lots)					Open Interest pada akhir bulan (lot) / Open Interest at the End of This Month (Lots)					Hari Perdagangan / Trading Days (Days)				
		2008	2009	2010	2011	2012	2008	2009	2010	2011	2012	2008	2009	2010	2011	2012	2008	2009	2010	2011	2012
1	Januari/January	96	106	173	172	106	96	208	173	336	1,021	-	-	-	-	-	20	19	20	21	22
2	Pebruari/February	36	109	133	226	81	40	223	133	602	1,001	-	1	-	-	-	20	20	19	18	21
3	Maret/March	-	126	148	242	189	-	249	148	557	1,364	-	1	-	-	-	17	20	22	23	22
4	April/April	-	112	140	208	140	-	222	140	580	1,470	-	-	-	-	-	22	21	21	20	21
5	Mei/May	-	127	131	181	98	-	246	135	390	1,144	-	-	-	-	-	20	20	21	22	23
6	Juni/June	-	177	150	188	122	-	326	155	548	2,166	-	-	-	-	-	21	22	22	22	21
7	Juli/July	-	50	158	202	160	-	78	166	800	1,972	-	-	-	-	-	22	22	22	21	22
8	Agustus/August	-	137	206	128	82	-	260	266	398	1,374	-	-	-	-	-	20	20	22	21	23
9	September/September	-	152	289	190		-	303	489	928		-	-	17	-		20	18	19	22	
10	Oktober /October	-	198	245	224		-	379	485	1,092		-	-	-	-		20	22	21	21	
11	Nopember/November	78	190	205	143		177	345	471	1,997		-	-	-	-		20	20	21	22	
12	Desember/December	166	118	181	106		230	250	333	946		-	-	-	15		19	21	21	20	

Emas / Gold (GOL100)
Jakarta Futures Exchange (JFX)

No.	Bulan / Month	Transaksi (Kali)/Frequency (Times)					Volume (lot) /Volume (Lots)					Open Interest pada akhir bulan (lot) / Open Interest at the End of This Month (Lots)					Hari Perdagangan / Trading Days (Days)				
		2008	2009	2010	2011	2012	2008	2009	2010	2011	2012	2008	2009	2010	2011	2012	2008	2009	2010	2011	2012
1	Januari/January	-	-	-	-	-	-	-	-	-	-	-	-	-	-	-	-	-	-	-	-
2	Pebruari/February	-	-	-	-	-	-	-	-	-	-	-	-	-	-	-	-	-	-	-	-
3	Maret/March	-	-	-	-	-	-	-	-	-	-	-	-	-	-	-	-	-	-	-	-
4	April/April	-	-	-	-	-	-	-	-	-	-	-	-	-	-	-	-	-	-	-	-
5	Mei/May	-	-	-	-	-	-	-	-	-	-	-	-	-	-	-	-	-	-	-	-
6	Juni/June	-	-	-	-	-	-	-	-	-	-	-	-	-	-	-	-	-	-	-	-
7	Juli/July	-	-	-	-	115	-	-	-	-	578	-	-	-	-	-	-	-	-	-	22
8	Agustus/August	-	-	-	-	119	-	-	-	-	1,551	-	-	-	-	-	-	-	-	-	23
9	September/September	-	-	-	-	-	-	-	-	-	-	-	-	-	-	-	-	-	-	-	-
10	Oktober /October	-	-	-	-	-	-	-	-	-	-	-	-	-	-	-	-	-	-	-	-
11	Nopember/November	-	-	-	-	-	-	-	-	-	-	-	-	-	-	-	-	-	-	-	-
12	Desember/December	-	-	-	-	-	-	-	-	-	-	-	-	-	-	-	-	-	-	-	-

Emas / Gold (GOL250)
Jakarta Futures Exchange (JFX)

No.	Bulan / Month	Transaksi (Kali)/Frequency (Times)					Volume (lot) /Volume (Lots)					Open Interest pada akhir bulan (lot) / Open Interest at the End of This Month (Lots)					Hari Perdagangan / Trading Days (Days)				
		2008	2009	2010	2011	2012	2008	2009	2010	2011	2012	2008	2009	2010	2011	2012	2008	2009	2010	2011	2012
1	Januari/January	-	-	-	599	449	-	-	-	1,427	2,007	-	-	-	-	-	-	-	-	21	22
2	Pebruari/February	-	-	-	470	395	-	-	-	1,369	2,047	-	-	-	-	-	-	-	-	18	21
3	Maret/March	-	-	-	386	534	-	-	-	977	2,043	-	-	-	-	-	-	-	-	23	22
4	April/April	-	-	-	356	639	-	-	-	982	2,143	-	-	-	-	-	-	-	-	20	21
5	Mei/May	-	-	-	293	817	-	-	-	1,103	1,144	-	-	-	-	-	-	-	-	22	23
6	Juni/June	-	-	-	331	374	-	-	-	1,206	2,678	-	-	-	-	-	-	-	-	22	21
7	Juli/July	-	-	-	343	1,301	-	-	-	1,648	3,463	-	-	-	-	-	-	-	-	21	22
8	Agustus/August	-	-	-	255	606	-	-	-	1,144	2,224	-	-	-	-	-	-	-	-	21	23
9	September/September	-	-	-	432		-	-	-	2,312		-	-	-	-	-	-	-	-	22	
10	Oktober /October	-	-	-	557		-	-	-	2,360		-	-	-	-	-	-	-	-	21	
11	Nopember/November	-	-	-	487		-	-	-	2,324		-	-	-	-	-	-	-	-	22	
12	Desember/December	-	-	-	537		-	-	-	2,347		-	-	-	-	-	-	-	-	20	

Emas / Gold (GOLDGR)

Indonesia Commodity & Derivatives Exchange (ICDX)

No.	Bulan / Month	Transaksi (Kali)/Frequency (Times)					Volume (lot) /Volume (Lots)					Open Interest pada akhir bulan (lot) / Open Interest at the End of This Month (Lots)					Hari Perdagangan / Trading Days (Days)				
		2008	2009	2010	2011	2012	2008	2009	2010	2011	2012	2008	2009	2010	2011	2012	2008	2009	2010	2011	2012
1	Januari/January	-	-	-	235	43	-	-	-	780	235	-	-	-	-	-	-	-	-	21	20
2	Pebruari/February	-	-	-	221	101	-	-	-	630	397	-	-	-	-	-	-	-	-	17	21
3	Maret/March	-	-	-	461	32	-	-	-	1,265	348	-	-	-	-	-	-	-	-	23	22
4	April/April	-	-	-	432	61	-	-	-	1,284	397	-	-	-	-	-	-	-	-	18	20
5	Mei/May	-	-	-	1,143	62	-	-	-	2,264	466	-	-	-	-	-	-	-	-	22	23
6	Juni/June	-	-	-	551	91	-	-	-	1,107	625	-	-	-	-	-	-	-	-	22	21
7	Juli/July	-	-	-	479	118	-	-	-	882	579	-	-	-	-	-	-	-	-	21	22
8	Agustus/August	-	-	-	728	80	-	-	-	1,903	572	-	-	-	-	-	-	-	-	23	23
9	September/September	-	-	-	231		-	-	-	618		-	-	-	-	-	-	-	-	22	
10	Oktober /October	-	-	-	266		-	-	-	989		-	-	-	-	-	-	-	-	21	
11	Nopember/November	-	-	-	178		-	-	-	668		-	-	-	-	-	-	-	-	22	
12	Desember/December	-	-	-	86		-	-	-	419		-	-	-	-	-	-	-	-	22	

Gulir Emas / Rolling Gold (KGE)
Jakarta Futures Exchange (JFX)

No.	Bulan / Month	Transaksi (Kali)/Frequency (Times)					Volume (lot) /Volume (Lots)					Open Interest pada akhir bulan (lot) / Open Interest at the End of This Month (Lots)					Hari Perdagangan / Trading Days (Days)				
		2008	2009	2010	2011	2012	2008	2009	2010	2011	2012	2008	2009	2010	2011	2012	2008	2009	2010	2011	2012
1	Januari/January	-	-	-	-	-	-	-	-	-	-	-	-	-	-	-	20	19	20	21	22
2	Pebruari/February	-	-	-	-	-	-	-	-	-	-	-	-	-	-	-	20	20	19	18	21
3	Maret/March	-	-	-	-	2	-	-	-	-	2	-	-	-	-	-	17	20	22	23	22
4	April/April	-	-	-	-	56	-	-	-	-	1,918	-	-	-	-	-	22	21	21	20	21
5	Mei/May	-	-	-	-	38	-	-	-	-	1,940	-	-	-	-	-	20	20	21	22	23
6	Juni/June	334	-	-	-	66	328	-	-	-	1,066	-	-	-	-	-	21	22	22	22	22
7	Juli/July	296	-	-	-	79	695	-	-	-	2,523	-	-	-	-	-	22	22	22	21	22
8	Agustus/August	422	-	1	-	24	422	-	1	-	172	-	-	-	-	-	20	20	22	21	23
9	September/September	342	-	140	-		436	-	172	-		-	-	-	-	-	20	18	19	22	
10	Oktober /October	588	-	100	-		3,060	-	100	-		-	-	-	-	-	20	22	21	21	
11	Nopember/November	66	-	10	-		66	-	20	-		-	-	-	-	-	20	20	21	22	
12	Desember/December	16	-	-	-		96	-	-	-		-	-	-	-	-	19	21	21	20	

Gulir Emas / Rolling Gold (KGEUSD)
Jakarta Futures Exchange (JFX)

No.	Bulan / Month	Transaksi (Kali)/Frequency (Times)					Volume (lot) /Volume (Lots)					Open Interest pada akhir bulan (lot) / Open Interest at the End of This Month (Lots)					Hari Perdagangan / Trading Days (Days)				
		2008	2009	2010	2011	2012	2008	2009	2010	2011	2012	2008	2009	2010	2011	2012	2008	2009	2010	2011	2012
1	Januari/January	-	-	180	163	68	-	-	224	910	1,488	-	-	21	-	-	-	19	20	21	22
2	Pebruari/February	-	29	60	126	92	-	63	73	730	1,590	-	5	11	-	-	-	20	19	18	21
3	Maret/March	-	55	-	138	50	-	81	-	836	1,100	-	6	11	-	-	-	20	22	23	22
4	April/April	-	62	-	150	101	-	95	-	941	1,072	-	2	11	-	-	-	21	21	20	21
5	Mei/May	-	108	-	147	266	-	143	-	928	1,805	-	5	11	-	-	-	20	21	22	23
6	Juni/June	-	100	-	150	67	-	104	-	940	631	-	3	11	-	-	-	22	22	22	21
7	Juli/July	-	68	-	132	27	-	70	-	1,171	533	-	3	11	13	-	-	22	22	21	22
8	Agustus/August	-	61	-	79	36	-	50	-	1,162	548	-	5	11	36	-	-	20	22	21	23
9	September/September	-	168	164	72		-	178	962	1,170		-	6	21	80		-	18	19	22	
10	Oktober /October	-	371	170	82		-	398	954	1,062		-	15	-	82		-	22	21	21	
11	Nopember/November	-	341	163	64		-	384	910	1,176		-	5	-	82		-	20	21	22	
12	Desember/December	-	469	163	70		-	672	910	1,589		-	53	-	-		-	21	21	20	

Gulir Indeks Emas/Rolling Gold Index (KIE)
Jakarta Futures Exchange (JFX)

No.	Bulan / Month	Transaksi (Kali)/Frequency (Times)					Volume (lot) /Volume (Lots)					Open Interest pada akhir bulan (lot) / Open Interest at the End of This Month (Lots)					Hari Perdagangan / Trading Days (Days)				
		2008	2009	2010	2011	2012	2008	2009	2010	2011	2012	2008	2009	2010	2011	2012	2008	2009	2010	2011	2012
1	Januari/January	188	210	44	107	171	5,330	471	729	863	2,122	4,434	1,250	1,302	60	246	20	19	20	21	22
2	Pebruari/February	125	154	19	118	146	2,210	438	297	898	1,810	3,187	1,253	1,062	87	-	20	20	19	18	21
3	Maret/March	226	124	2	158	142	1,840	317	8	1,425	2,206	4,107	1,192	1,054	92	-	17	20	22	23	22
4	April/April	263	172	7	97	281	5,070	503	19	844	2,653	4,062	1,131	1,035	119	14	22	21	21	20	21
5	Mei/May	1,816	106	20	108	146	2,267	213	365	1,075	2,388	4,076	1,149	1,292	119	14	20	20	21	22	23
6	Juni/June	4,521	132	11	109	147	4,521	580	209	1,073	2,398	1,645	1,162	1,086	121	14	21	22	22	22	21
7	Juli/July	137	150	6	157	119	1,799	767	55	1,705	2,101	1,082	1,148	1,034	121	14	22	22	22	21	22
8	Agustus/August	156	80	6	234	115	1,713	333	17	2,529	2,343	1,331	1,353	1,040	140	14	20	20	22	21	23
9	September/September	326	86	86	216		4,077	500	422	2,480		2,451	1,258	1,040	154		20	18	19	22	
10	Oktober /October	564	229	92	242		7,142	2,356	542	2,907		1,184	1,347	50	154		20	22	21	21	
11	Nopember/November	542	138	157	206		8,218	974	984	2,464		1,218	1,335	-	158		20	20	21	22	
12	Desember/December	539	43	126	176		900	253	809	2,116		1,205	1,335	-	-		19	21	21	20	

Tunda Serah Emas (GOLDID)
Indonesia Commodity & Derivatives Exchange (ICDX)

No.	Bulan / Month	Transaksi (Kali)/Frequency (Times)					Volume (lot) /Volume (Lots)					Open Interest pada akhir bulan (lot) / Open Interest at the End of This Month (Lots)					Hari Perdagangan / Trading Days (Days)				
		2008	2009	2010	2011	2012	2008	2009	2010	2011	2012	2008	2009	2010	2011	2012	2008	2009	2010	2011	2012
1	Januari/January	-	-	-	-	394	-	-	-	-	911	-	-	-	-	-	-	-	-	-	20
2	Pebruari/February	-	-	-	-	259	-	-	-	-	488	-	-	-	-	-	-	-	-	-	21
3	Maret/March	-	-	-	-	300	-	-	-	-	569	-	-	-	-	-	-	-	-	-	22
4	April/April	-	-	-	187	282	-	-	-	2,139	472	-	-	-	-	-	-	-	-	18	20
5	Mei/May	-	-	-	235	245	-	-	-	1,011	509	-	-	-	-	-	-	-	-	22	23
6	Juni/June	-	-	-	298	233	-	-	-	630	669	-	-	-	-	-	-	-	-	22	21
7	Juli/July	-	-	-	199	129	-	-	-	418	276	-	-	-	-	-	-	-	-	21	22
8	Agustus/August	-	-	-	435	220	-	-	-	1,251	461	-	-	-	-	-	-	-	-	23	23
9	September/September	-	-	-	241		-	-	-	639		-	-	-	-	-	-	-	-	22	
10	Oktober /October	-	-	-	78		-	-	-	217		-	-	-	-	-	-	-	-	21	
11	Nopember/November	-	-	-	117		-	-	-	355		-	-	-	-	-	-	-	-	22	
12	Desember/December	-	-	-	212		-	-	-	355		-	-	-	-	-	-	-	-	22	

Tunda Serah Emas (GOLDUD)

Indonesia Commodity & Derivatives Exchange (ICDX)

No.	Bulan / Month	Transaksi (Kali)/Frequency (Times)					Volume (lot) /Volume (Lots)					Open Interest pada akhir bulan (lot) / Open Interest at the End of This Month (Lots)					Hari Perdagangan / Trading Days (Days)				
		2008	2009	2010	2011	2012	2008	2009	2010	2011	2012	2008	2009	2010	2011	2012	2008	2009	2010	2011	2012
1	Januari/January	-	-	-	-	1,173	-	-	-	-	4,687	-	-	-	-	-	-	-	-	-	20
2	Pebruari/February	-	-	-	-	3,496	-	-	-	-	10,596	-	-	-	-	-	-	-	-	-	21
3	Maret/March	-	-	-	-	2,222	-	-	-	-	8,713	-	-	-	-	-	-	-	-	-	22
4	April/April	-	-	-	492	5,575	-	-	-	9,845	17,994	-	-	-	-	-	-	-	-	18	20
5	Mei/May	-	-	-	1,084	3,275	-	-	-	21,456	14,333	-	-	-	-	-	-	-	-	22	23
6	Juni/June	-	-	-	1,118	2,233	-	-	-	6,499	10,052	-	-	-	-	-	-	-	-	22	21
7	Juli/July	-	-	-	1,843	2,602	-	-	-	5,719	11,654	-	-	-	-	-	-	-	-	21	22
8	Agustus/August	-	-	-	2,026	1,736	-	-	-	8,804	6,972	-	-	-	-	-	-	-	-	23	23
9	September/September	-	-	-	1,194		-	-	-	4,192		-	-	-	-	-	-	-	-	22	
10	Oktober /October	-	-	-	1,323		-	-	-	3,007		-	-	-	-	-	-	-	-	21	
11	Nopember/November	-	-	-	3,396		-	-	-	13,035		-	-	-	-	-	-	-	-	22	
12	Desember/December	-	-	-	1,312		-	-	-	6,391		-	-	-	-	-	-	-	-	22	

6. Harga Komoditi
Di Pasar Spot Lokal dan Internasional
Prices of Commodities at Local Spots and International Markets

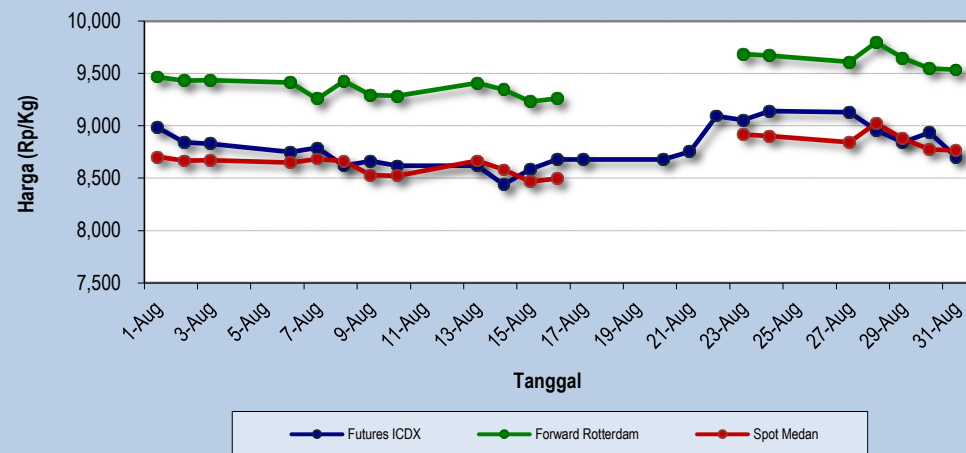
Agustus / August 2012																									
NO.	KOMODITAS	PASAR	BULAN PENYERAHAN	TANGGAL																			Rata2 bulan ini	Rata2 bulan lalu	Perubahan
				1	2	3	6	7	8	9	10	13	14	15	16	23	24	27	28	29	30	31			
1.	Minyak Kelapa Sawit	Rotterdam (US\$/Ton)	Jul'12	-	-	-	-	-	-	-	-	992.5	-	-	-	1,020.0	1,017.5	1,010.0	1,027.5	1,010.0	997.5	-	1,010.7	-	1,010.71
			Ags'12/Sep'12	1,000.0	995.0	995.0	995.0	977.5	995.0	980.0	980.0	995.0	985.0	972.5	975.0	1,020.0	1,017.5	1,015.0	1,027.5	1,015.0	997.5	997.5	1,026.8	-	-
			Okt'12/Des'12	1,005.0	1,000.0	995.0	995.0	997.5	995.0	985.0	982.5	1,000.0	985.0	975.0	975.0	1,025.0	1,022.5	1,025.0	1,037.5	1,025.0	1,007.5	1,010.0	970.5	996.0	(25.47)
			Jan'13/Mar'13	1,007.5	1,002.5	1,002.5	1,002.5	1,000.0	1,000.0	987.5	985.0	-	990.0	982.5	982.5	-	-	-	-	-	-	1,025.0	1,005	1,003	2.78
		Medan (Rp/Kg)	SPOT	8,704	8,667	8,673	8,651	8,684	8,664	8,529	8,524	8,668	8,583	8,468	8,495	8,919	8,903	8,842	9,027	8,878	8,777	8,765	8,706	8,873	(167.0)
2.	Olein	Rotterdam (US\$/Ton)	Ags'12/Sep'12	990.0	1,010.0	1,025.0	1,025.0	1,040.0	1,025.0	1,030.0	1,012.5	992.5	1,005.0	1,020.0	1,007.5	1,000.0	1,007.5	1,005.0	982.5	960.0	967.5	950.0	1,000.4	984.3	16.07
			Okt'12/Des'12	995.0	1,012.5	1,027.5	1,025.0	1,040.0	1,025.0	1,030.0	1,012.5	992.5	1,005.0	1,020.0	1,007.5	1,000.0	1,007.5	1,005.0	982.5	962.5	972.5	955.0	1,001.7	975.5	26.19
			Jan'13/Mar'13	995.0	1,015.0	1,030.0	1,027.5	1,042.5	1,027.5	1,032.5	1,015.0	997.5	10,075.0	1,022.5	1,012.5	1,002.5	1,012.5	1,080.0	985.0	867.5	975.0	960.0	1,435.4	976.9	458.42
		Jakarta (Rp/Kg)	SPOT	9,185.0	9,365.0	9,415.0	9,550.0	9,560.0	9,570.0	9,600.0	9,565.0	9,420.0	9,335.0	9,535.0	9,550.0	9,470.0	9,445.0	9,732.0	9,435.0	9,270.0	9,140.0	9,205.0	9,420.1	9,058.3	361.77
3.	Minyak Kelapa	Rotterdam (US\$/Ton)	Jul'12/Ags'12	1,080.0	1,100.0	1,110.0	1,105.0	1,110.0	1,100.0	1,125.0	1,110.0	1,095.0	-	-	-	-	-	-	-	-	-	-	1,103.9	1,060.3	43.6
			Ags'12/Sep'12	1,090.0	-	1,115.0	-	1,120.0	1,110.0	1,130.0	1,120.0	1,105.0	1,090.0	1,100.0	1,070.0	1,055.0	1,060.0	1,060.0	1,025.0	-	980.0	1,000.0	1,069.4	1,068.9	0.6
			Sep'12/Okt'12	1,105	1,120	1,135	1,130	1,130	1,120	-	1,125	1,110	1,100	1,110	1,080	1,065	1,070	1,070	1,035	1,020	1,000	1,010	1,079	1,066.1	12.6
		Bitung (Rp/Kg)	SPOT	9,827.0	10,046.0	10,073.0	10,045.0	10,114.0	10,057.0	10,300.0	10,178.0	10,054.0	10,051.0	10,095.0	9,797.0	9,660.0	9,716.0	9,732.0	9,391.0	9,345.0	9,156.0	9,149.0	9,775.0	9,652.2	122.8
4.	Kakao	New York (US\$/Ton)	Sep'12	2,291	2,290	2,350	2,350	2,328	2,252	2,319	2,292	2,189	2,216	2,197	2,195	2,204	2,230	2,229	2,238	2,209	2,230	2,316	2,266	2,178	88.5
			Des'12	2,304	2,305	2,361	2,361	2,337	2,265	2,331	2,307	2,207	2,233	2,216	2,212	2,221	2,244	2,245	2,254	2,229	2,246	2,326	2,281	2,190	91.3
			Mar'13	2,306	2,307	2,361	2,361	2,335	2,267	2,339	2,317	2,222	2,249	2,232	2,228	2,237	2,258	2,258	2,267	2,255	2,258	2,336	2,291	2,207	84.0
		Makassar (Rp/Kg)	SPOT	18,247	18,290	18,730	18,766	18,599	17,951	18,593	18,375	17,434	17,686	17,498	17,459	17,557	17,819	17,837	17,913	17,642	17,847	18,648	18,122	17,288	834.1

Sambungan / Continued

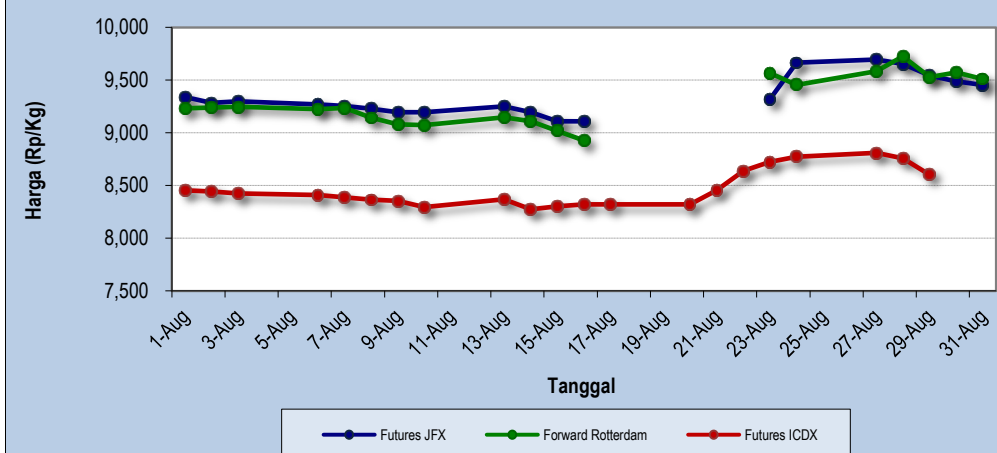
Agustus / August 2012																									
NO.	KOMODITAS	PASAR	BULAN PENYERAHAN	TANGGAL																		Rata2 bulan ini	Rata2 bulan lalu	Perubahan	
				1	2	3	6	7	8	9	10	13	14	15	16	23	24	27	28	29	30				31
5.	Kopi Arabika	New York (Sen US\$/Lbs)	Jul'12	170.10	174.30	180.10	180.10	179.25	175.90	181.75	182.70	181.15	184.45	182.55	180.75	181.40	188.20	-	-	-	-	-	180.19	156.45	23.7
			Sep'12	170.7	174.6	180.5	180.5	180.4	176.5	182.4	184.7	182.1	186.1	184.0	181.9	182.2	189.0	187.0	185.1	175.5	176.3	174.1	180.2	157.9	22.3
			Des'12	173.8	177.7	183.4	183.4	183.3	179.4	185.3	187.6	185.1	189.2	187.2	185.1	185.1	191.6	189.6	187.7	178.3	179.2	176.9	183.2	957.9	(774.7)
6.	Kopi Robusta	London (US\$/Ton)	Jul'12	2,103	2,095	2,111	2,075	2,065	2,044	2,033	2,020	2,012	2,062	2,088	2,082	2,110	2,168	2,165	2,150	2,141	2,132	2,192	2,110	2,130	(20.9)
			Sep'12	2,134	2,135	2,136	2,098	2,099	2,045	2,035	2,021	2,013	2,063	2,089	2,083	2,111	2,192	2,187	2,167	2,158	2,149	2,209	2,124	2,099	25.1
			Nov'12	2,134	2,135	2,136	2,102	2,104	2,049	2,044	2,032	2,023	2,068	2,083	2,079	2,096	2,171	-	2,152	2,143	2,141	2,179	2,113	2,089	23.9
		B. Lampung (Rp/Kg)	SPOT	18,662	19,596	20,092	19,107	19,107	19,561	19,314	20,207	18,847	19,864	19,517	19,272	20,215	19,269	19,490	20,386	19,333	19,169	19,169	19,462	18,227	1,235.8
7.	Karet	Singapore(TSR-20)	Ags'12	283.0	288.5	296.0	292.0	298.8	292.5	290.5	289.5	288.9	293.0	294.1	294.3	281.0	293.8	291.9	283.2	283.5	284.1	284.1	288.9	288.6	0.3
			Sep'12	283.6	289.0	295.3	197.2	299.5	294.0	291.3	289.5	289.5	29.5	294.0	294.6	291.2	293.5	292.8	283.4	284.0	283.5	283.7	272.6	289.1	(16.6)
			Okt'12	-	289.0	298.1	298.0	300.5	295.0	291.3	289.6	289.0	293.6	294.5	294.5	292.0	293.9	293.4	283.4	284.0	283.5	776.3	315.2	-	-
		Palembang (Rp/Kg)	SPOT	25,937	26,870	27,393	27,445	27,767	27,276	27,101	27,061	27,056	27,439	27,531	27,518	27,226	27,515	27,378	26,538	26,572	26,637	26,615	27,031	26,889	142.9
8.	Jagung	Chicago (Sen US\$/Bushel)	Jul'12	672.50	692.50	718.75	718.75	768.00	743.25	775.25	750.75	771.25	740.50	776.75	779.50	795.00	807.75	824.50	814.00	-	-	-	759.31	597.61	161.7
			Sep'12	628.50	652.25	674.00	674.00	708.75	695.25	732.00	704.00	731.25	740.25	772.50	771.25	784.25	778.50	795.75	785.50	790.00	794.50	281.25	719.63	550.31	169.3
			Des'12	634.75	655.75	674.50	674.50	708.50	693.00	730.00	704.00	732.25	741.75	772.50	771.75	783.25	770.50	781.25	776.50	778.25	788.00	776.25	740.69	547.77	192.9
		B. Lampung (Rp/Kg)	SPOT	1,916	1,970	2,019	2,023	2,145	2,093	2,171	2,117	2,170	2,096	2,182	2,186	2,225	2,258	2,301	2,275	2,218	2,229	2,195	2,158	1,747	411.1
9.	Lada Putih Muntok	London (US\$/Ton)	SPOT	9,900	9,900	9,900	9,900	9,900	9,850	9,850	9,850	9,850	9,850	9,850	9,850	9,850	97,850	9,850	9,850	9,850	9,850	13,962	9,845	4,116.66	
		Jul'12	-	9800.00	9,800	9,800	9,800	9,750	9,750	9,750	9,750	9,750	9,750	9,750	9,750	9,750	9,750	9,750	9,750	9,750	9,750	9,665	-	-	
		Pangkal Pinang (Rp/Kg)	SPOT	81,908	82,145	81,592	81,750	81,925	81,807	81,851	82,017	82,174	82,156	82,121	82,025	82,086	82,156	82,287	82,244	82,261	82,287	82,218	81,294	82,368	(1,074)
10.	Lada Hitam ASTA	London (US\$/Ton)	SPOT	-	-	-	-	-	-	-	-	-	-	-	-	-	-	-	-	-	-	-	-	-	
		Jul'12	7450.00	7450.00	7450.00	7450.00	7450.00	7400.00	7400.00	7400.00	7400.00	7400.00	7400.00	7400.00	7400.00	7400.00	7400.00	7400.00	7,400	7,400	7,400	7,326.00	-	-	
		B.Lampung (Rp/Kg)	SPOT	53,838	53,993	53,632	53,735	53,850	53,678	53,707	53,815	53,918	53,906	53,883	53,821	53,861	53,906	53,992	53,963	53,975	53,992	53,946	53,231	54,550	(1,319.8)

7. Grafik Perkembangan Harga Komoditi *Historical Commodity Price Charts*

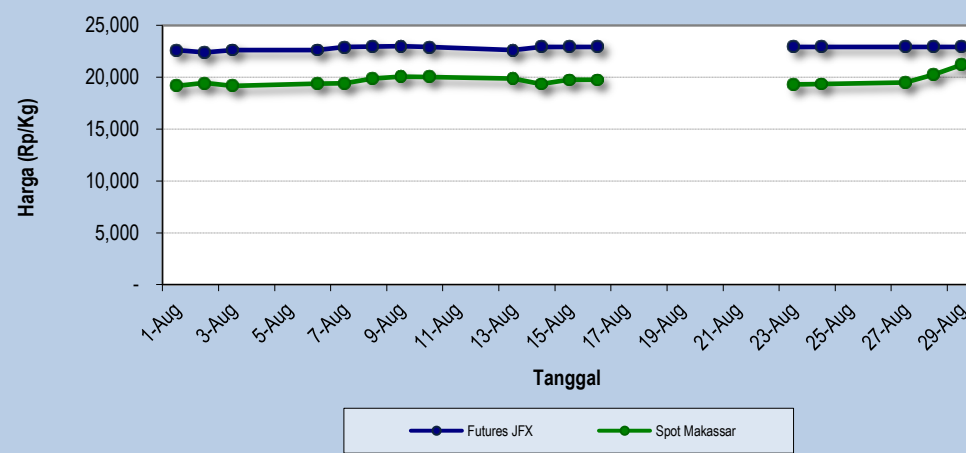
PERKEMBANGAN HARGA CPO
Bulan Agustus 2012



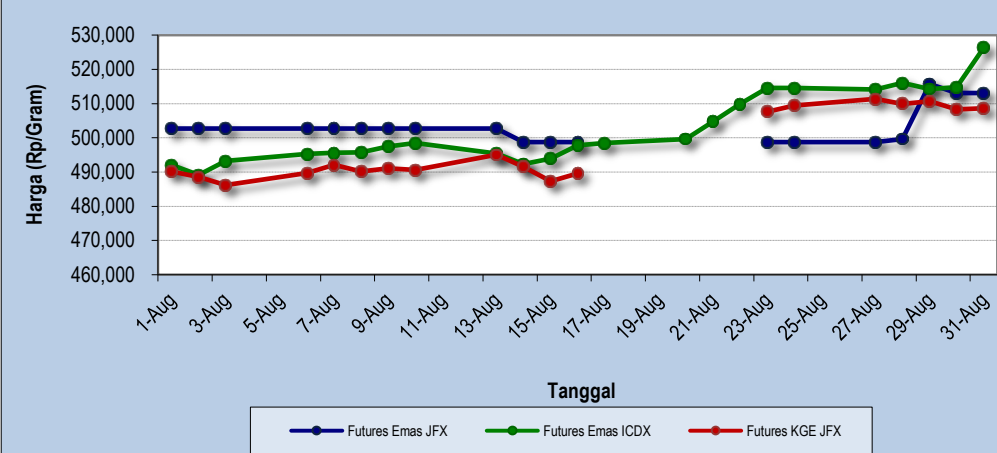
PERKEMBANGAN HARGA OLEIN
Bulan Agustus 2012



PERKEMBANGAN HARGA KAKAO
Bulan Agustus 2012



PERKEMBANGAN HARGA EMAS
Bulan Agustus 2012



8. Rekapitulasi Penyelenggaraan Pasar Lelang *Auction Market Activities Recapitulation*

Agustus / August 2012

NO	TANGGAL	PENYELENGGARA	TRANSAKSI	KOMODITI	JUMLAH PENJUAL	JUMLAH PEMBELI
1	08 Agustus 2012	Sulawesi Selatan	Rp 4,227,000,000	Beras, cengkeh, jagung, kakao, rumput laut, tongkol jagung	5	3
2	14 Agustus 2012	Jawa Timur	Rp 2,353,000,000	Apel, ayam, bawang merah, bawang putih, beras, bumbu siap saji, buah-buahan, cabe, cengkeh, coklat, daging sapi, gula pasir, garam, jagung, jahe, jengkol, jeruk, kacang tanah, kacang hijau, kayu, kapulaga, kentang, kemiri, kubis/kol, kopra, kopi, mente, meubel, melon, minuman tonik apel, pinang, rempah-rempah, rumput laut, sapi, sari buah, sayur-sayuran, telur ayam, tomat, wortel	301	104
3	24 Agustus 2012	Bali	Rp 2,630,000,000	Cengkeh, labu, tomat, sapi	14	8
4	29 Agustus 2012	Sulawesi Utara	Rp 18,041,697,500	Ayam kampung, beras, cengkeh, coklat, dodol salak, gabah kering, gula merah, ikan, jagung, jahe merah, kelapa, kentang, kacang merah, kayu, kopra, perahu, rumag panggung, sayur-sayuran, salak, telur itik, telur bebek, udang	20	11
5	29 Agustus 2012	DI Yogyakarta	Rp 20,282,000,000	Bawang merah, beras, belimbing, cabe, cengkeh, coklat, gula pasir, jagung, jambu, jengkol, kacang mete, kacang tanah, kayu manis, kentang, kemiri, kubis, kopi, minyak goreng, mocaf, pakaian, rumput laut, sapi, suplemen mineral, telur ayam, tomat buah, pinang	27	8
6	29 Agustus 2012	Sumatera Barat	Rp 857,400,000	Beras, emping, coklat, gardamon, gardamunggu, gula/gula olahan, ikan bilis, karet, kacang - kacangan, kemiri, kerajinan sulaman, kerupuk, kopi bubuk, kulit manis, kue manis, kue basah, makanan ringan, makanan olahan, minuman segar, pala, permen, pinang, pupuk organik, sari buah, tembakau	305	88
7	30 Agustus 2012	Jawa Tengah	Rp 6,540,000,000	Arang, bawang merah, beras, cabe, gula kelapa, gula pasir, ikan, jagung, jambu, jeruk, kapulaga, katul, kentang, kubis/kol, kopi, melinjo, minyak goreng, salak sapi, timun blewah, tomat	59	21
8	30 Agustus 2012	Sulawesi Tenggara	Rp 18,041,697,500	Ayam kampung, beras, cengkeh, coklat, dodol salak, gabah kering, gula merah, ikan, jagung, jahe merah, kelapa, kentang, kacang merah, kayu, kopra, perahu, rumag panggung, sayur-sayuran, salak, telur itik, telur bebek, udang	20	11
9	31 Agustus 2012	Gorontalo	Rp 6,950,000,000	Cengkeh, jahe, jagung, kunyit, kopra	13	5
TOTAL TRANSAKSI			Rp 79,922,795,000			

1. Ikhtisar Pasar Overview of The Market

<div>Kontrak (Contract) / bulan (Month)</div> <div>Uraian (Items)</div>	Olein (OLE) Jakarta Futures Exchange (JFX)			Olein (OLE10) Jakarta Futures Exchange (JFX)			RBD PALM OLEIN (OLEINTR) Indonesia Commodity & Derivatives Exchange (ICDX)		
	Agst '12	Sept '12	Perubahan / Change	Agst '12	Sept '12	Perubahan / Change	Agst '12	Sept '12	Perubahan / Change
Hari perdagangan (hari) Trading Days (days)	23	17	-6	23	17	-6	23	20	-3
Jumlah Transaksi (kali) Frequency (times)	545	477	-68	295	434	139	524	571	47
Volume Transaksi (lot) Volume (lots)	1,971	2,072	101	728	676	-52	533	581	48
Rata-rata Volume Harian (lot) Daily Volume Average (lots)	141	159	18	73	68	-5	25	32	7
Volume Tertinggi (lot) High Volume (lots)	(29) 652	(19) 510	-142	(30) 212	(27) 162	-50	(13) 43	(20) 60	17
Volume Terendah (lot) Low Volume (lots)	(13) 8	(12) 8	0	(15) 2	(28) 22	20	(21) 7	(17) 7	0
Harga tertinggi (Rp) High Prices (Rp)	(02) 9,380	(17) 9,360	-20	(15) 9,250	(03) 0	-9250	(03) 8,475	(05) 9,405	930
Harga terendah (Rp) Low Prices (Rp)	(14) 9,200	(13) 9,170	-30	(15) 9,250	() 0	-9250	(08) 8,195	(07) 8,095	-100
Rata-rata harga harian (Rp) Daily Price Average (Rp)	9,239	9,329	90	9,238	9,329	91	8,372	8,440	68

<div>Kontrak (Contract) / bulan (Month)</div> <div>Uraian (Items)</div>	Crude Palm Oil (CPOTR) Indonesia Commodity & Derivatives Exchange (ICDX)			Kakao / Cocoa (CC5) Jakarta Futures Exchange (JFX)		
	Agst '12	Sept '12	Perubahan / Change	Agst '12	Sept '12	Perubahan / Change
Hari perdagangan (hari) Trading Days (days)	23	20	-3	23	17	-6
Jumlah Transaksi (kali) Frequency (times)	31,077	24,715	-6362	3,043	2,686	-357
Volume Transaksi (lot) Volume (lots)	71,749	60,799	-10950	4,924	4,513	-411
Rata-rata Volume Harian (lot) Daily Volume Average (lots)	3417	3378	-39	259	265	6
Volume Tertinggi (lot) High Volume (lots)	(02) 4161	(24) 4267	106	(16) 392	(04) 719	327
Volume Terendah (lot) Low Volume (lots)	(21) 1990	(13) 1728	-262	(03) 166	(27) 31	-135
Harga tertinggi (Rp) High Prices (Rp)	(10) 9,000	(14) 9,010	10	(13) 23,250	(17) 24,210	24,210
Harga terendah (Rp) Low Prices (Rp)	(06) 8,035	(13) 8,030	-5	(01) 22,290	(25) 23,070	23,070
Rata-rata harga harian (Rp) Daily Price Average (Rp)	8,705	8,796	91	22,828	22,920	22,920

<div>Kontrak (Contract) / bulan (Month)</div> <div>Uraian (Items)</div>	Emas / Gold (GOL) Jakarta Futures Exchange (JFX)			Emas / Gold (GOL100) Jakarta Futures Exchange (JFX)			Emas / Gold (GOL250) Jakarta Futures Exchange (JFX)		
	Agst '12	Sept '12	Perubahan / Change	Agst '12	Sept '12	Perubahan / Change	Agst '12	Sept '12	Perubahan / Change
Hari perdagangan (hari) Trading Days (days)	23	17	-6	23	17	-6	23	17	-6
Jumlah Transaksi (kali) Frequency (times)	82	98	16	119	182	63	606	476	-130
Volume Transaksi (lot) Volume (lots)	1374	1526	152	1551	1186	-365	2224	2252	28
Rata-rata Volume Harian (lot) Daily Volume Average (lots)	275	254	-21	119	85	-34	131	141	10
Volume Tertinggi (lot) High Volume (lots)	(29) 538	(19) 440	-98	(30) 249	(28) 440	191	(29) 558	(19) 477	-81
Volume Terendah (lot) Low Volume (lots)	(24) 130	(04) 10	-120	(28) 1	(04) 3	2	(27) 18	(03) 8	-10
Harga tertinggi (Rp) High Prices (Rp)	(28) 499,600	(19) 546,500	46,900	(14) 503,500	(20) 550,800	47,300	(28) 508,300	(19) 544,900	36,600
Harga terendah (Rp) Low Prices (Rp)	(14) 497,100	(13) 533,000	35,900	(14) 501,500	(06) 523,000	21,500	(07) 495,100	(04) 521,800	26,700
Rata-rata harga harian (Rp) Daily Price Average (Rp)	500,950	533,947	32,997	502,288	535,606	33,318	499,778	533,576	33,798

<div> <div>Kontrak (Contract) / bulan (Month)</div> <div>Uraian (Items)</div> </div>	Gulir Emas / Rolling Gold (KGE) Jakarta Futures Exchange (JFX)			Gulir Emas / Rolling Gold (KGEUSD) Jakarta Futures Exchange (JFX)			Gulir Indeks Emas / Rolling Gold Index (KIE) Bursa Berjangka Jakarta (BBJ)		
	Agst '12	Sept '12	Perubahan / Change	Agst '12	Sept '12	Perubahan / Change	Agst '12	Sept '12	Perubahan / Change
Hari perdagangan (hari) Trading Days (days)	23	17	-6	23	17	-6	23	17	-6
Jumlah Transaksi (kali) Frequency (times)	24	20	-4	36	23	-13	115	79	-36
Volume Transaksi (lot) Volume (lots)	172	184	12	548	529	-19	2,343	2,451	108
Rata-rata Volume Harian (lot) Daily Volume Average (lots)	86	184	98	91	88	-3	167	272	105
Volume Tertinggi (lot) High Volume (lots)	(07) 120	(26) 184	64	(09) 134	(12) 128	-6	(15) 640	(27) 760	120
Volume Terendah (lot) Low Volume (lots)	(27) 52	(26) 184	132	(13) 14	(19) 1	-13	(03) 1	(04) 10	9
Harga tertinggi (Rp) High Prices (Rp)	(27) 508,200	(26) 540,650	32,450	(31) 1,660	(19) 1,775	116	(27) 9,610	(11) 9,590	-20
Harga terendah (Rp) Low Prices (Rp)	(07) 487,500	(26) 540,400	52,900	(08) 1,606	(06) 1,705	98	(03) 9,208	(18) 9,295	87
Rata-rata harga harian (Rp) Daily Price Average (Rp)	497,221	535,306	38,085	1,630	1,747	117	9,494	9,556	62

<div>Kontrak (Contract) / bulan (Month)</div> <div>Uraian (Items)</div>	Tunda Serah Emas GOLDUD Indonesia Commodity & Derivatives Exchange (ICDX)			Tunda Serah Emas GOLDID Indonesia Commodity & Derivatives Exchange (ICDX)			Emas/Gold (GOLDGR) Indonesia Commodity & Derivatives Exchange (ICDX)		
	Agst '12	Sept '12	Perubahan / Change	Agst '12	Sept '12	Perubahan / Change	Agst '12	Sept '12	Perubahan / Change
Hari perdagangan (hari) Trading Days (days)	23	20	-3	23	20	-3	23	20	-3
Jumlah Transaksi (kali) Frequency (times)	1,723	2,333	610	220	88	-132	80	114	34
Volume Transaksi (lot) Volume (lots)	6,972	8,077	1,105	461	96	-365	572	778	206
Rata-rata Volume Harian (lot) Daily Volume Average (lots)	303	449	146	20	6	-14	52	65	13
Volume Tertinggi (lot) High Volume (lots)	(02) 924	(07) 943	19	(13) 53	(06) 15	-38	(28) 132	(26) 160	28
Volume Terendah (lot) Low Volume (lots)	(17) 52	(03) 97	45	(07) 1	(24) 1	0	(31) 16	(05) 20	4
Harga tertinggi (Rp) High Prices (Rp)	(31) 1,692	(21) 1,787	94	(31) 1,693	(28) 1,780	87	(01) 0	(28) 0	0
Harga terendah (Rp) Low Prices (Rp)	(02) 1,586	(03) 1,686	100	(02) 1,588	(03) 1,686	98	() 0	() 0	0
Rata-rata harga harian (Rp) Daily Price Average (Rp)	1,630	1,748	-1,630	1,630	1,748	-1630	502,726	541,930	39,204

2. Harga Bulanan / Monthly Prices

Olein (OLE) Jakarta Futures Exchange (JFX)

September / September'12

Bulan Penyerahan /Delivery Months Uraian / Items	Sept.'12 (Rp/Kg)	Okt.'12 (Rp/Kg)	Nop.'12 (Rp/Kg)	Des.'12 (Rp/Kg)	Jan.'13 (Rp/Kg)	Peb.'13 (Rp/Kg)	Mar.'13 (Rp/Kg)
Pembukaan Open	9,180	9,830	9,980	9,980	10,055	-	-
Tertinggi High	9,360	9,830	9,980	10,115	10,070	-	-
Terendah Low	9,170	8,500	8,700	8,920	9,395	-	-
Penutupan Settlement	9,280	8,500	8,605	8,900	9,120	9,295	9,405

Olein (OLE 10) Jakarta Futures Exchange (JFX)

September / September'12

Bulan Penyerahan /Delivery Months Uraian / Items	Sept.'12 (Rp/Kg)	Okt.'12 (Rp/Kg)	Nop.'12 (Rp/Kg)	Des.'12 (Rp/Kg)	Jan.'13 (Rp/Kg)	Peb.'13 (Rp/Kg)	Mar.'13 (Rp/Kg)
Pembukaan Open	-	9,675	9,860	9,810	-	-	-
Tertinggi High	-	9,675	9,990	9,810	-	-	-
Terendah Low	-	8,500	8,710	9,100	-	-	-
Penutupan Settlement	9,280	8,460	8,605	8,900	9,120	9,295	9,405

RBD PALM OLEIN (OLEINTR)
Indonesia Commodity & Derivatives Exchange (ICDX)

September / September'12

Bulan Penyerahan /Delivery Months Uraian / Items	Sept.'12 (Rp/Kg)	Okt.'12 (Rp/Kg)	Nop.'12 (Rp/Kg)	Des.'12 (Rp/Kg)	Jan.'13 (Rp/Kg)	Peb.'13 (Rp/Kg)	Mar.'13 (Rp/Kg)
Pembukaan <i>Open</i>	8,385	8,470	8,475	-	-	-	-
Tertinggi <i>High</i>	9,405	9,505	8,475	-	-	-	-
Terendah <i>Low</i>	8,095	7,580	7,715	-	-	-	-
Penutupan <i>Settlement</i>	8,325	7,680	7,840	8,030	8,405	8,405	8,405

Crude Palm Oil (CPOTR)
Indonesia Commodity & Derivatives Exchange (ICDX)

September / September'12

Bulan Penyerahan /Delivery Months Uraian / Items	Sept.'12 (Rp/Kg)	Okt.'12 (Rp/Kg)	Nop.'12 (Rp/Kg)	Des.'12 (Rp/Kg)	Jan.'13 (Rp/Kg)	Peb.'13 (Rp/Kg)	Mar.'13 (Rp/Kg)
Pembukaan <i>Open</i>	8,650	8,990	9,155	9,185	8,540	-	-
Tertinggi <i>High</i>	9,010	9,085	9,225	9,370	8,830	-	-
Terendah <i>Low</i>	8,030	6,935	7,610	7,830	8,035	-	-
Penutupan <i>Settlement</i>	8,695	7,480	7,690	7,830	8,205	8,205	8,205

Kakao / Cocoa (CC5)

Jakarta Futures Exchange (JFX)

September / September '12

Bulan Penyerahan /Delivery Months Uraian / Items	Sept.'12 (Rp/Kg)	Des.'12 (Rp/Kg)	Mar.'13 (Rp/Kg)	Mei.'12 (Rp/Kg)	Jul.'13 (Rp/Kg)	Sep.'13 (Rp/Kg)
Pembukaan Open	-	23,750	23,770	23,870	24,160	24,170
Tertinggi High	-	23,990	24,070	24,110	24,540	24,210
Terendah Low	-	22,390	22,540	22,690	23,050	23,070
Penutupan Settlement	22,920	22,900	23,100	23,380	23,640	23,690

September / September '12

Bulan Penyerahan /Delivery Months Uraian / Items	Sep'12			Okt'12			Nop'12			Des'12		
	Emas / Gold (GOL)	Emas / Gold (GOL100)	Emas / Gold (GOL250)	Emas / Gold (GOL)	Emas / Gold (GOL100)	Emas / Gold (GOL250)	Emas / Gold (GOL)	Emas / Gold (GOL100)	Emas / Gold (GOL250)	Emas / Gold (GOL)	Emas / Gold (GOL100)	Emas / Gold (GOL250)
	(Rp/gr)	(Rp/gr)	(Rp/gr)	(Rp/gr)	(Rp/gr)	(Rp/gr)	(Rp/gr)	(Rp/gr)	(Rp/gr)	(Rp/gr)	(Rp/gr)	(Rp/gr)
	Jakarta Futures Exchange (JFX)											
Pembukaan Open	533,100	524,400	521,800	527,800	523,400	536,900	-	527,400	527,900	-	-	552,300
Tertinggi High	546,500	550,800	544,900	527,800	550,800	544,900	-	558,300	551,750	-	-	557,200
Terendah Low	533,000	523,000	521,800	527,800	523,000	521,800	-	520,900	527,900	-	-	551,700
Penutupan Settlement	543,500	541,500	543,700	548,000	551,450	547,600	550,400	551,150	549,000	552,900	552,350	552,500

Emas / Gold (GOLDGR)
Indonesia Commodity & Derivatives Exchange (ICDX)

September / September '12

Bulan Penyerahan /Delivery Months	Sep'12 (Rp/gr)	Okt'12 (Rp/gr)	Nop'12 (Rp/gr)	Des'12 (Rp/gr)	Jan '13 (Rp/gr)	Peb '13 (Rp/gr)	Mar.'13 (Rp/gr)	Apr'13 (Rp/gr)	Mei'13 (Rp/gr)	Jun'13 (Rp/gr)	Jul'13 (Rp/gr)	Agst'13 (Rp/gr)
Uraian / Items												
Pembukaan Open	-	529,200	552,000	-	-	-	-	-	-	-	-	-
Tertinggi High	-	555,000	558,400	-	-	-	-	-	-	-	-	-
Terendah Low	-	529,200	549,600	-	-	-	-	-	-	-	-	-
Penutupan Settlement	551,400	553,500	555,700	558,100	560,500	562,900	565,500	568,000	570,600	573,200	575,900	578,600

September / September '12

Kontrak /Contract	Gulir Emas / Rolling Gold (KGE)	Gulir Emas / Rolling Gold (KGEUSD)	Gulir Indeks Emas / Rolling Gold Index (KIE)	Tunda Serah Emas (GOLDID)	Tunda Serah Emas (GOLDUD)
Uraian / Items	(Rp/gr)	(USD/T.Ounce)	(Point)	(USD/T.Ounce)	(USD/T.Ounce)
	Jakarta Futures Exchange (JFX)			Indonesia Commodity & Dervativer Exchange (ICDX)	
Pembukaan Open	540,500	1,704.60	9,370	1,686.60	1,686.60
Tertinggi High	540,650	1,775.40	9,590	1,780.30	1,786.70
Terendah Low	540,400	1,704.60	9,295	1,686.10	1,686.20
Penutupan Settlement	540,801	1,772.20	9,580	1,771.52	1,771.52

3. Harga Harian / Daily Prices

Olein (OLE)
Jakarta Futures Exchange (JFX)

September / September '12

Tanggal / Date	Bulan Penyerahan / Delivery Months	September / September '12				Oktober / October '12				Nopember / November '12				Desember / December '12			
		Pembukaan Open (Rp/Kg)	Tertinggi High (Rp/Kg)	Terendah Low (Rp/Kg)	Penutupan Settlement (Rp/Kg)	Pembukaan Open (Rp/Kg)	Tertinggi High (Rp/Kg)	Terendah Low (Rp/Kg)	Penutupan Settlement (Rp/Kg)	Pembukaan Open (Rp/Kg)	Tertinggi High (Rp/Kg)	Terendah Low (Rp/Kg)	Penutupan Settlement (Rp/Kg)	Pembukaan Open (Rp/Kg)	Tertinggi High (Rp/Kg)	Terendah Low (Rp/Kg)	Penutupan Settlement (Rp/Kg)
3-Sep-12		-	-	-	9,480	-	-	-	9,690	-	-	-	9,835	-	-	-	9,920
4-Sep-12		-	-	-	9,605	-	-	-	9,835	-	-	-	9,990	-	-	-	10,115
5-Sep-12		-	-	-	9,580	9,830	9,830	9,800	9,670	9,980	9,980	9,960	9,840	10,110	10,115	10,090	9,980
6-Sep-12		-	-	-	9,395	-	-	-	9,580	9,850	9,850	9,810	9,750	9,980	9,980	9,950	9,885
7-Sep-12		-	-	-	9,305	-	-	-	9,520	-	-	-	9,725	-	-	-	9,845
10-Sep-12		-	-	-	9,180	-	-	-	9,380	-	-	-	9,550	-	-	-	9,685
11-Sep-12		-	-	-	9,195	-	-	-	9,485	-	-	-	9,570	-	-	-	9,715
12-Sep-12		-	-	-	9,150	-	-	-	9,300	-	-	-	9,465	9,715	9,720	9,710	9,585
13-Sep-12		9,180	9,250	9,170	9,215	9,290	9,340	9,220	9,290	9,475	9,485	9,475	9,475	9,595	9,605	9,595	9,615
14-Sep-12		-	-	-	9,230	9,280	9,280	9,210	9,365	-	-	-	9,570	-	-	-	9,730
17-Sep-12		9,280	9,360	9,280	9,280	-	-	-	9,415	-	-	-	9,620	-	-	-	9,785
18-Sep-12		-	-	-	-	-	-	-	9,125	9,610	9,615	9,540	9,425	-	-	-	9,620
19-Sep-12		-	-	-	-	9,210	9,300	9,200	9,115	9,400	9,460	9,330	9,480	-	-	-	9,635
20-Sep-12		-	-	-	-	-	-	-	9,115	9,490	9,490	9,420	9,455	9,635	9,645	9,635	9,610
21-Sep-12		-	-	-	-	9,160	9,350	9,135	9,005	-	-	-	9,350	-	-	-	9,595
24-Sep-12		-	-	-	-	9,025	9,145	9,025	8,755	9,360	9,360	9,320	8,985	9,590	9,590	9,550	9,220
25-Sep-12		-	-	-	-	8,800	8,800	8,800	8,720	8,980	8,990	8,920	8,945	9,220	9,220	9,170	9,165
26-Sep-12		-	-	-	-	-	-	-	8,660	8,950	8,990	8,880	8,885	9,140	9,140	9,100	9,150
27-Sep-12		-	-	-	-	-	-	-	8,500	8,860	8,860	8,820	8,760	9,150	9,150	9,090	8,975
28-Sep-12		-	-	-	-	8,500	8,500	8,500	8,460	8,760	8,800	8,700	8,605	8,960	8,960	8,920	8,900
Tertinggi High		(17) 9,360				(05) 9,830				(05) 9,980				(05) 10,115			
Terendah Low		(13) 9,170				(28) 8,500				(28) 8,700				(28) 8,920			
Rata-Rata Average		9,329				9,238				9,414				9,587			

Sambungan / Continued

September / September '12

Tanggal / Date	Bulan Penyerahan / Delivery Months	Januari / January '13				Pebruari / February '13				Maret / March '13			
		Pembukaan Open (Rp/Kg)	Tertinggi High (Rp/Kg)	Terendah Low (Rp/Kg)	Penutupan Settlement (Rp/Kg)	Pembukaan Open (Rp/Kg)	Tertinggi High (Rp/Kg)	Terendah Low (Rp/Kg)	Penutupan Settlement (Rp/Kg)	Pembukaan Open (Rp/Kg)	Tertinggi High (Rp/Kg)	Terendah Low (Rp/Kg)	Penutupan Settlement (Rp/Kg)
3-Sep-12		-	-	-	9,970	-	-	-	9,980	-	-	-	-
4-Sep-12		-	-	-	10,195	-	-	-	10,180	-	-	-	-
5-Sep-12		-	-	-	10,060	-	-	-	10,135	-	-	-	-
6-Sep-12		10,055	10,070	10,045	9,990	-	-	-	10,015	-	-	-	-
7-Sep-12		-	-	-	9,960	-	-	-	10,020	-	-	-	-
10-Sep-12		-	-	-	9,820	-	-	-	9,840	-	-	-	-
11-Sep-12		-	-	-	9,835	-	-	-	9,890	-	-	-	-
12-Sep-12		-	-	-	9,680	-	-	-	9,740	-	-	-	-
13-Sep-12		-	-	-	9,725	-	-	-	9,795	-	-	-	-
14-Sep-12		-	-	-	9,870	-	-	-	9,945	-	-	-	-
17-Sep-12		-	-	-	9,925	-	-	-	10,000	-	-	-	-
18-Sep-12		-	-	-	9,790	-	-	-	9,855	-	-	-	9,895
19-Sep-12		9,780	9,795	9,780	9,845	-	-	-	9,940	-	-	-	9,965
20-Sep-12		9,845	9,845	9,835	9,825	-	-	-	9,945	-	-	-	9,915
21-Sep-12		-	-	-	9,815	-	-	-	9,935	-	-	-	10,005
24-Sep-12		9,825	9,825	9,810	9,460	-	-	-	9,625	-	-	-	9,765
25-Sep-12		9,660	9,660	9,660	9,400	-	-	-	9,590	-	-	-	9,670
26-Sep-12		9,415	9,415	9,395	9,375	-	-	-	9,565	-	-	-	9,675
27-Sep-12		-	-	-	9,235	-	-	-	9,395	-	-	-	9,485
28-Sep-12		-	-	-	9,120	-	-	-	9,295	-	-	-	9,405
Tertinggi High		(06) 10,070				-				-			
Terendah Low		(26) 9,395				-				-			
Rata-Rata Average		9,745				9,834				9,753			

Olein (OLE10)
Jakarta Futures Exchange (JFX)

September / September '12

Tanggal / Date	Bulan Penyerahan / Delivery Months	September / September '12				Oktober / October '12				Nopember / November '12				Desember / December '12			
		Pembukaan Open (Rp/Kg)	Tertinggi High (Rp/Kg)	Terendah Low (Rp/Kg)	Penutupan Settlement (Rp/Kg)	Pembukaan Open (Rp/Kg)	Tertinggi High (Rp/Kg)	Terendah Low (Rp/Kg)	Penutupan Settlement (Rp/Kg)	Pembukaan Open (Rp/Kg)	Tertinggi High (Rp/Kg)	Terendah Low (Rp/Kg)	Penutupan Settlement (Rp/Kg)	Pembukaan Open (Rp/Kg)	Tertinggi High (Rp/Kg)	Terendah Low (Rp/Kg)	Penutupan Settlement (Rp/Kg)
3-Sep-12		-	-	-	9,480	-	-	-	9,690	-	-	-	9,835	-	-	-	9,920
4-Sep-12		-	-	-	9,605	-	-	-	9,835	-	-	-	9,990	-	-	-	10,115
5-Sep-12		-	-	-	9,580	-	-	-	9,670	9,990	9,990	9,950	9,840	-	-	-	9,980
6-Sep-12		-	-	-	9,395	9,675	9,675	9,655	9,580	9,860	9,860	9,820	9,750	-	-	-	9,885
7-Sep-12		-	-	-	9,305	-	-	-	9,520	-	-	-	9,725	-	-	-	9,845
10-Sep-12		-	-	-	9,180	-	-	-	9,380	-	-	-	9,550	-	-	-	9,685
11-Sep-12		-	-	-	9,195	-	-	-	9,485	9,570	9,570	9,530	9,570	9,810	9,810	9,660	9,715
12-Sep-12		-	-	-	9,150	-	-	-	9,300	-	-	-	9,465	-	-	-	9,585
13-Sep-12		-	-	-	9,215	-	-	-	9,290	9,490	9,490	9,430	9,475	9,590	9,600	9,560	9,615
14-Sep-12		-	-	-	9,230	-	-	-	9,365	-	-	-	9,570	-	-	-	9,730
17-Sep-12		-	-	-	9,280	-	-	-	9,415	-	-	-	9,620	-	-	-	9,785
18-Sep-12		-	-	-	-	-	-	-	9,125	9,630	9,630	9,600	9,425	9,790	9,790	9,750	9,620
19-Sep-12		-	-	-	-	-	-	-	9,115	-	-	-	9,480	-	-	-	9,635
20-Sep-12		-	-	-	-	-	-	-	9,115	9,490	9,490	9,450	9,455	9,620	9,640	9,580	9,610
21-Sep-12		-	-	-	-	-	-	-	9,005	9,450	9,450	9,400	9,350	9,610	9,610	9,560	9,595
24-Sep-12		-	-	-	-	-	-	-	8,755	9,340	9,370	9,300	8,985	-	-	-	9,220
25-Sep-12		-	-	-	-	8,800	8,800	8,710	8,720	8,960	8,960	8,930	8,945	-	-	-	9,165
26-Sep-12		-	-	-	-	8,960	9,020	8,930	8,660	8,930	8,930	8,900	8,885	-	-	-	9,150
27-Sep-12		-	-	-	-	8,640	8,735	8,620	8,500	8,840	8,850	8,800	8,760	9,150	9,150	9,100	8,975
28-Sep-12		-	-	-	-	8,500	8,600	8,500	8,460	8,750	8,750	8,710	8,605	-	-	-	8,900
Tertinggi High		-				(06) 9,675				(05) 9,990				(11) 9,810			
Terendah Low		-				(28) 8,500				(28) 8,710				(27) 9,100			
Rata-Rata Average		9,329				9,199				9,414				9,587			

Sambungan / Continued

September / September '12

Tanggal / Date	Bulan Penyerahan / Delivery Months	Januari / January '13				Pebruari / February '13				Maret / March '13			
		Pembukaan Open (Rp/Kg)	Tertinggi High (Rp/Kg)	Terendah Low (Rp/Kg)	Penutupan Settlement (Rp/Kg)	Pembukaan Open (Rp/Kg)	Tertinggi High (Rp/Kg)	Terendah Low (Rp/Kg)	Penutupan Settlement (Rp/Kg)	Pembukaan Open (Rp/Kg)	Tertinggi High (Rp/Kg)	Terendah Low (Rp/Kg)	Penutupan Settlement (Rp/Kg)
3-Sep-12		-	-	-	9,970	-	-	-	9,980	-	-	-	-
4-Sep-12		-	-	-	10,195	-	-	-	10,180	-	-	-	-
5-Sep-12		-	-	-	10,060	-	-	-	10,135	-	-	-	-
6-Sep-12		-	-	-	9,990	-	-	-	10,015	-	-	-	-
7-Sep-12		-	-	-	9,960	-	-	-	10,020	-	-	-	-
10-Sep-12		-	-	-	9,820	-	-	-	9,840	-	-	-	-
11-Sep-12		-	-	-	9,835	-	-	-	9,890	-	-	-	-
12-Sep-12		-	-	-	9,680	-	-	-	9,740	-	-	-	-
13-Sep-12		-	-	-	9,725	-	-	-	9,795	-	-	-	-
14-Sep-12		-	-	-	9,870	-	-	-	9,945	-	-	-	-
17-Sep-12		-	-	-	9,925	-	-	-	10,000	-	-	-	-
18-Sep-12		-	-	-	9,790	-	-	-	9,855	-	-	-	9,895
19-Sep-12		-	-	-	9,845	-	-	-	9,940	-	-	-	9,965
20-Sep-12		-	-	-	9,825	-	-	-	9,945	-	-	-	9,915
21-Sep-12		-	-	-	9,815	-	-	-	9,935	-	-	-	10,005
24-Sep-12		-	-	-	9,460	-	-	-	9,625	-	-	-	9,765
25-Sep-12		-	-	-	9,400	-	-	-	9,590	-	-	-	9,670
26-Sep-12		-	-	-	9,375	-	-	-	9,565	-	-	-	9,675
27-Sep-12		-	-	-	9,235	-	-	-	9,395	-	-	-	9,485
28-Sep-12		-	-	-	9,120	-	-	-	9,295	-	-	-	9,405
Tertinggi High		-				-				-			
Terendah Low		-				-				-			
Rata-Rata Average		9,745				9,834				9,753			

RBD PALM OLEIN (OLEINTR)
Indonesia Commodity & Derivatives Exchange (ICDX)

September / September '12

Tanggal / Date	Bulan Penyerahan / Delivery Months	September / September '12				Oktober / October '12				Nopember / November '12				Desember / December '12			
		Pembukaan Open (Rp/Kg)	Tertinggi High (Rp/Kg)	Terendah Low (Rp/Kg)	Penutupan Settlement (Rp/Kg)	Pembukaan Open (Rp/Kg)	Tertinggi High (Rp/Kg)	Terendah Low (Rp/Kg)	Penutupan Settlement (Rp/Kg)	Pembukaan Open (Rp/Kg)	Tertinggi High (Rp/Kg)	Terendah Low (Rp/Kg)	Penutupan Settlement (Rp/Kg)	Pembukaan Open (Rp/Kg)	Tertinggi High (Rp/Kg)	Terendah Low (Rp/Kg)	Penutupan Settlement (Rp/Kg)
3-Sep-12		8,385	8,425	8,370	8,605	8,470	8,510	8,450	8,670	-	-	-	8,780	-	-	-	8,830
4-Sep-12		8,420	8,420	8,375	8,665	8,525	8,525	8,465	8,780	-	-	-	8,950	-	-	-	8,950
5-Sep-12		9,405	9,405	8,270	8,620	9,505	9,505	8,360	8,650	-	-	-	8,835	-	-	-	8,835
6-Sep-12		8,210	8,210	8,155	8,525	8,300	8,300	8,250	8,510	-	-	-	8,695	-	-	-	8,695
7-Sep-12		8,160	8,160	8,095	8,410	8,255	8,255	8,210	8,470	-	-	-	8,745	-	-	-	8,745
10-Sep-12		8,115	8,175	8,100	8,305	8,230	8,270	8,215	8,415	-	-	-	8,670	-	-	-	8,670
11-Sep-12		-	-	-	-	-	-	-	-	-	-	-	-	-	-	-	-
12-Sep-12		-	-	-	-	-	-	-	-	-	-	-	-	-	-	-	-
13-Sep-12		8,120	8,130	8,105	8,305	8,215	8,230	8,205	8,360	-	-	-	8,625	-	-	-	8,625
14-Sep-12		8,155	8,155	8,110	8,325	8,260	8,280	8,220	8,425	-	-	-	8,705	-	-	-	8,705
17-Sep-12		-	-	-	-	8,390	8,390	8,225	8,410	8,475	8,475	8,315	8,550	-	-	-	8,805
18-Sep-12		-	-	-	-	8,060	8,060	7,975	8,275	8,150	8,150	8,070	8,455	-	-	-	8,505
19-Sep-12		-	-	-	-	8,070	8,085	8,000	8,225	8,150	8,180	8,110	8,300	-	-	-	8,375
20-Sep-12		-	-	-	-	8,020	8,030	7,955	8,180	8,100	8,130	8,035	8,485	-	-	-	8,535
21-Sep-12		-	-	-	-	7,965	8,035	7,965	8,135	8,135	8,135	8,070	8,400	-	-	-	8,550
24-Sep-12		-	-	-	-	7,700	7,815	7,680	8,060	7,850	7,935	7,830	8,295	-	-	-	8,495
25-Sep-12		-	-	-	-	7,735	7,835	7,735	7,895	7,850	7,955	7,850	8,095	-	-	-	8,275
26-Sep-12		-	-	-	-	7,760	7,785	7,710	7,775	7,915	7,915	7,835	8,040	-	-	-	8,210
27-Sep-12		-	-	-	-	7,705	7,745	7,680	7,710	7,815	7,870	7,800	7,890	-	-	-	8,075
28-Sep-12		-	-	-	-	7,765	7,765	7,580	7,680	7,880	7,900	7,715	7,840	-	-	-	8,030
Tertinggi High		(05) 9,405				(05) 9,505				(17) 8,475				-			
Terendah Low		(07) 8,095				(28) 7,580				(28) 7,715				-			
Rata-Rata		8,470				8,257				8,464				8,551			

Sambungan / Continued

September / September '12

Tanggal / Date	Bulan Penyerahan / Delivery Months	Januari / January '13				Pebruari / February '13				Maret / March '13			
		Pembukaan Open (Rp/Kg)	Tertinggi High (Rp/Kg)	Terendah Low (Rp/Kg)	Penutupan Settlement (Rp/Kg)	Pembukaan Open (Rp/Kg)	Tertinggi High (Rp/Kg)	Terendah Low (Rp/Kg)	Penutupan Settlement (Rp/Kg)	Pembukaan Open (Rp/Kg)	Tertinggi High (Rp/Kg)	Terendah Low (Rp/Kg)	Penutupan Settlement (Rp/Kg)
3-Sep-12		-	-	-	8,830	-	-	-	8,830	-	-	-	-
4-Sep-12		-	-	-	8,950	-	-	-	8,950	-	-	-	-
5-Sep-12		-	-	-	8,835	-	-	-	8,835	-	-	-	-
6-Sep-12		-	-	-	8,695	-	-	-	8,695	-	-	-	-
7-Sep-12		-	-	-	8,745	-	-	-	8,745	-	-	-	-
10-Sep-12		-	-	-	8,670	-	-	-	8,670	-	-	-	-
11-Sep-12		-	-	-	-	-	-	-	-	-	-	-	-
12-Sep-12		-	-	-	-	-	-	-	-	-	-	-	-
13-Sep-12		-	-	-	8,625	-	-	-	8,625	-	-	-	-
14-Sep-12		-	-	-	8,705	-	-	-	8,705	-	-	-	-
17-Sep-12		-	-	-	9,010	-	-	-	9,010	-	-	-	9,010
18-Sep-12		-	-	-	8,770	-	-	-	8,770	-	-	-	8,770
19-Sep-12		-	-	-	8,640	-	-	-	8,640	-	-	-	8,640
20-Sep-12		-	-	-	8,765	-	-	-	8,765	-	-	-	8,765
21-Sep-12		-	-	-	8,755	-	-	-	8,755	-	-	-	8,755
24-Sep-12		-	-	-	8,775	-	-	-	8,775	-	-	-	8,775
25-Sep-12		-	-	-	8,585	-	-	-	8,585	-	-	-	8,585
26-Sep-12		-	-	-	8,530	-	-	-	8,530	-	-	-	8,530
27-Sep-12		-	-	-	8,435	-	-	-	8,435	-	-	-	8,435
28-Sep-12		-	-	-	8,405	-	-	-	8,405	-	-	-	8,405
Tertinggi High		-				-				-			
Terendah Low		-				-				-			
Rata-Rata Average		8,707				8,707				8,667			

Crude Palm Oil (CPOTR)
Indonesia Commodity & Derivatives Exchange (ICDX)

September / September '12																	
Tanggal / Date	Bulan Penyerahan / Delivery Months	September / September '12				Oktober / October'12				Nopember / November '12				Desember / December '12			
		Pembukaan Open (Rp/Kg)	Tertinggi High (Rp/Kg)	Terendah Low (Rp/Kg)	Penutupan Settlement (Rp/Kg)	Pembukaan Open (Rp/Kg)	Tertinggi High (Rp/Kg)	Terendah Low (Rp/Kg)	Penutupan Settlement (Rp/Kg)	Pembukaan Open (Rp/Kg)	Tertinggi High (Rp/Kg)	Terendah Low (Rp/Kg)	Penutupan Settlement (Rp/Kg)	Pembukaan Open (Rp/Kg)	Tertinggi High (Rp/Kg)	Terendah Low (Rp/Kg)	Penutupan Settlement (Rp/Kg)
	3-Sep-12	8,650	8,870	8,640	9,075	8,990	9,025	8,930	9,190	9,155	9,165	9,075	9,250	9,185	9,300	9,165	9,300
	4-Sep-12	8,685	8,955	8,685	9,025	9,045	9,085	8,885	9,190	9,160	9,225	9,030	9,310	9,300	9,370	9,185	9,310
	5-Sep-12	8,960	8,960	8,400	8,895	8,995	9,000	8,755	8,975	9,135	9,145	8,910	9,110	9,305	9,355	9,100	9,110
	6-Sep-12	8,415	8,660	8,330	8,850	8,630	8,705	8,520	8,885	8,825	8,840	8,675	9,020	9,010	9,025	8,865	9,020
	7-Sep-12	8,570	8,920	8,245	8,635	8,580	8,610	8,445	8,745	8,770	8,785	8,620	8,970	8,935	8,975	8,825	8,970
	10-Sep-12	8,360	8,465	8,240	8,660	8,505	8,620	8,470	8,820	8,675	8,770	8,640	9,025	8,850	8,980	8,805	9,025
	11-Sep-12	-	-	-	-	-	-	-	-	-	-	-	-	-	-	-	-
	12-Sep-12	-	-	-	-	-	-	-	-	-	-	-	-	-	-	-	-
	13-Sep-12	8,510	8,510	8,030	8,605	8,535	8,550	8,470	8,710	8,690	8,705	8,615	8,925	8,855	8,895	8,790	8,925
	14-Sep-12	8,950	9,010	8,200	8,695	8,575	8,590	8,460	8,805	8,705	8,785	8,655	9,035	8,895	9,000	8,840	9,035
	17-Sep-12	-	-	-	-	8,710	8,710	8,365	8,365	8,785	8,885	8,480	8,555	9,090	9,090	8,605	8,760
	18-Sep-12	-	-	-	-	8,335	8,335	8,015	8,435	8,555	8,555	8,270	8,665	8,680	8,680	8,475	8,665
	19-Sep-12	-	-	-	-	8,570	8,570	7,990	8,560	8,380	8,450	8,320	8,685	8,630	8,670	8,545	8,710
	20-Sep-12	-	-	-	-	8,005	8,085	7,850	8,295	8,345	8,400	8,180	8,650	8,580	8,620	8,410	8,650
	21-Sep-12	-	-	-	-	7,775	7,990	7,670	8,140	8,230	8,250	8,085	8,455	8,405	8,560	8,405	8,555
	24-Sep-12	-	-	-	-	7,595	7,810	7,375	7,725	8,000	8,020	7,770	8,010	8,270	8,270	7,975	8,160
	25-Sep-12	-	-	-	-	7,515	7,920	7,515	7,855	7,980	8,055	7,835	8,105	8,205	8,265	8,035	8,235
	26-Sep-12	-	-	-	-	7,540	7,705	7,530	7,650	7,960	7,960	7,810	7,965	8,170	8,170	8,025	8,085
	27-Sep-12	-	-	-	-	6,935	7,695	6,935	7,635	7,815	7,945	7,730	7,865	8,030	8,140	7,940	8,000
	28-Sep-12	-	-	-	-	7,650	7,815	7,340	7,480	7,935	7,940	7,610	7,690	8,135	8,140	7,830	7,830
	Tertinggi High	(14) 9,010				(04) 9,085				(04) 9,225				(04) 9,370			
	Terendah Low	(13) 8,030				(27) 6,935				(28) 7,610				(28) 7,830			
	Rata-Rata Average	8,805				8,414				8,627				8,686			

Sambungan / Continued

September / September '12																
Tanggal / Date	Bulan Penyerahan / Delivery	Januari / January '13				Pebruari / February '13				Maret / March '13						
		Pembukaan Open (Rp/Kg)	Tertinggi High (Rp/Kg)	Terendah Low (Rp/Kg)	Penutupan Settlement (Rp/Kg)	Pembukaan Open (Rp/Kg)	Tertinggi High (Rp/Kg)	Terendah Low (Rp/Kg)	Penutupan Settlement (Rp/Kg)	Pembukaan Open (Rp/Kg)	Tertinggi High (Rp/Kg)	Terendah Low (Rp/Kg)	Penutupan Settlement (Rp/Kg)			
3-Sep-12		-	-	-	9,300	-	-	-	9,300	-	-	-	-			
4-Sep-12		-	-	-	9,310	-	-	-	9,310	-	-	-	-			
5-Sep-12		-	-	-	9,110	-	-	-	9,110	-	-	-	-			
6-Sep-12		-	-	-	9,020	-	-	-	9,020	-	-	-	-			
7-Sep-12		-	-	-	8,970	-	-	-	8,970	-	-	-	-			
10-Sep-12		-	-	-	9,025	-	-	-	9,025	-	-	-	-			
11-Sep-12		-	-	-	-	-	-	-	-	-	-	-	-			
12-Sep-12		-	-	-	-	-	-	-	-	-	-	-	-			
13-Sep-12		-	-	-	8,925	-	-	-	8,925	-	-	-	-			
14-Sep-12		-	-	-	9,035	-	-	-	9,035	-	-	-	-			
17-Sep-12		-	-	-	8,965	-	-	-	8,965	-	-	-	8,965			
18-Sep-12		8,795	8,810	8,600	8,930	-	-	-	8,930	-	-	-	-			
19-Sep-12		8,735	8,830	8,695	8,975	-	-	-	8,975	-	-	-	-			
20-Sep-12		8,685	8,785	8,565	8,880	-	-	-	8,880	-	-	-	-			
21-Sep-12		8,550	8,750	8,550	8,760	-	-	-	8,760	-	-	-	-			
24-Sep-12		8,540	8,540	8,170	8,440	-	-	-	8,440	-	-	-	-			
25-Sep-12		8,315	8,485	8,240	8,545	-	-	-	8,545	-	-	-	-			
26-Sep-12		8,290	8,395	8,230	8,405	-	-	-	8,405	-	-	-	-			
27-Sep-12		8,210	8,350	8,130	8,360	-	-	-	8,360	-	-	-	-			
28-Sep-12		8,320	8,355	8,035	8,205	-	-	-	8,205	-	-	-	-			
Tertinggi High		(19) 8,830				-				-						
Terendah Low		(28) 8,035				-				-						
Rata-Rata Average		8,842				8,842				8,647						

<div>Kakao / Cocoa (CC5)</div> <div>Jakarta Futures Exchange (JFX)</div>												
September / September '12												
<div>Bulan Penyerahan / Delivery Months</div> <div>Tanggal / Date</div>	September / September '12				Desember / December '12				Maret / March '13			
	Pembukaan Open (Rp/Kg)	Tertinggi High (Rp/Kg)	Terendah Low (Rp/Kg)	Penutupan Settlement (Rp/Kg)	Pembukaan Open (Rp/Kg)	Tertinggi High (Rp/Kg)	Terendah Low (Rp/Kg)	Penutupan Settlement (Rp/Kg)	Pembukaan Open (Rp/Kg)	Tertinggi High (Rp/Kg)	Terendah Low (Rp/Kg)	Penutupan Settlement (Rp/Kg)
3-Sep-12	-	-	-	22,920	23,750	23,750	23,170	23,170	23,770	23,770	23,170	23,170
4-Sep-12	-	-	-	22,920	23,220	23,350	22,790	22,940	23,300	23,390	22,800	22,980
5-Sep-12	-	-	-	22,920	23,120	23,740	22,920	23,640	23,210	23,730	22,860	23,630
6-Sep-12	-	-	-	22,920	23,460	23,990	23,460	23,830	23,430	24,030	23,430	23,870
7-Sep-12	-	-	-	22,920	23,870	23,950	23,710	23,730	23,910	24,070	23,740	23,770
10-Sep-12	-	-	-	22,920	23,620	23,790	23,150	23,600	23,630	23,860	23,260	23,670
11-Sep-12	-	-	-	22,920	23,690	23,690	23,170	23,430	23,770	23,770	23,230	23,510
12-Sep-12	-	-	-	22,920	23,450	23,680	23,190	23,550	23,550	23,870	23,350	23,730
13-Sep-12	-	-	-	22,920	23,450	23,680	23,300	23,400	23,560	23,880	23,500	23,580
14-Sep-12	-	-	-	-	23,480	23,810	23,350	23,640	23,470	23,950	23,470	23,800
17-Sep-12	-	-	-	-	23,600	23,730	22,900	23,260	23,880	23,880	23,110	23,470
18-Sep-12	-	-	-	-	23,210	23,380	22,820	22,960	23,410	23,600	22,980	23,130
19-Sep-12	-	-	-	-	23,310	23,310	22,790	23,000	23,500	23,500	23,020	23,160
20-Sep-12	-	-	-	-	23,070	23,070	22,800	22,920	23,250	23,250	23,000	23,090
21-Sep-12	-	-	-	-	22,870	23,040	22,800	22,920	22,980	23,220	22,970	23,080
24-Sep-12	-	-	-	-	22,990	23,010	22,390	22,480	23,170	23,170	22,590	22,640
25-Sep-12	-	-	-	-	22,600	22,940	22,440	22,680	22,760	23,120	22,540	22,860
26-Sep-12	-	-	-	-	22,740	22,890	22,540	22,590	22,960	23,090	22,730	22,790
27-Sep-12	-	-	-	-	-	-	-	-	-	-	-	-
28-Sep-12	-	-	-	-	22,800	23,260	22,600	22,900	23,010	23,480	22,800	23,100
Tertinggi High	-				(06) 23,990				(07) 24,070			
Terendah Low	-				(24) 22,390				(25) 22,540			
Rata-Rata Average	22,920				23,192				23,317			

Sambungan / Continued												
September / September '12												
<div>Bulan Penyerahan / Delivery Months</div> <div>Tanggal / Date</div>	Mei / May '13				Juli / July '13				September/September '13			
	Pembukaan Open (Rp/Kg)	Tertinggi High (Rp/Kg)	Terendah Low (Rp/Kg)	Penutupan Settlement (Rp/Kg)	Pembukaan Open (Rp/Kg)	Tertinggi High (Rp/Kg)	Terendah Low (Rp/Kg)	Penutupan Settlement (Rp/Kg)	Pembukaan Open (Rp/Kg)	Tertinggi High (Rp/Kg)	Terendah Low (Rp/Kg)	Penutupan Settlement (Rp/Kg)
3-Sep-12	23,870	23,870	23,150	23,150	24,160	24,160	23,450	23,450	-	-	-	-
4-Sep-12	23,350	23,350	22,690	22,980	23,710	23,710	23,050	23,430	-	-	-	-
5-Sep-12	23,160	23,770	22,900	23,670	23,660	24,190	23,300	24,100	-	-	-	-
6-Sep-12	23,470	24,020	23,470	23,880	23,890	24,400	23,860	24,240	-	-	-	-
7-Sep-12	23,930	24,110	23,600	23,800	24,300	24,350	23,580	24,160	-	-	-	-
10-Sep-12	23,640	23,850	23,170	23,710	23,960	24,280	23,630	24,070	-	-	-	-
11-Sep-12	23,820	23,820	23,140	23,570	24,190	24,250	23,610	23,940	-	-	-	-
12-Sep-12	23,620	24,020	23,330	23,870	23,970	24,360	23,720	24,220	-	-	-	-
13-Sep-12	23,700	23,970	23,510	23,710	24,030	24,330	24,010	24,060	-	-	-	-
14-Sep-12	23,780	24,110	23,080	23,920	24,130	24,540	24,060	24,260	-	-	-	24,060
17-Sep-12	24,040	24,060	23,290	23,620	24,390	24,390	23,560	23,880	24,170	24,210	23,420	23,750
18-Sep-12	23,520	23,750	23,290	23,370	23,680	23,980	23,500	23,640	23,910	23,910	23,530	23,700
19-Sep-12	23,640	23,640	23,110	23,400	23,870	23,870	23,540	23,650	23,700	23,870	23,450	23,710
20-Sep-12	23,500	23,500	23,320	23,390	23,770	23,770	23,500	23,620	23,860	23,860	23,550	23,630
21-Sep-12	23,300	23,520	23,300	23,400	23,520	23,780	23,500	23,650	23,510	23,870	23,510	23,640
24-Sep-12	23,480	23,500	22,740	22,960	23,730	23,780	23,260	23,260	23,750	23,760	23,270	23,270
25-Sep-12	23,110	23,440	22,900	23,140	23,470	23,640	23,110	23,380	23,500	23,700	23,070	23,410
26-Sep-12	23,240	23,500	23,030	23,080	23,560	23,820	23,310	23,320	23,550	23,820	23,210	23,370
27-Sep-12	-	-	-	-	-	-	-	-	-	-	-	-
28-Sep-12	23,360	23,710	23,100	23,380	23,620	23,850	23,330	23,640	23,680	23,920	23,350	23,690
Tertinggi High	(14) 24,110				(14) 24,540				(17) 24,210			
Terendah Low	(04) 22,690				(04) 23,050				(25) 23,070			
Rata-Rata Average	23,474				23,788				23,623			

3. Harga Harian / Daily Prices

Emas / Gold (GOL)
Jakarta Futures Exchange (JFX)

Tanggal / Date		Bulan Penyerahan / Delivery Months		September / September '12															
				September / September '12				Oktober / October '12				Nopember / November '12				Desember / December '12			
		Pembukaan Open (Rp/Kg)	Tertinggi High (Rp/Kg)	Terendah Low (Rp/Kg)	Penutupan Settlement (Rp/Kg)	Pembukaan Open (Rp/Kg)	Tertinggi High (Rp/Kg)	Terendah Low (Rp/Kg)	Penutupan Settlement (Rp/Kg)	Pembukaan Open (Rp/Kg)	Tertinggi High (Rp/Kg)	Terendah Low (Rp/Kg)	Penutupan Settlement (Rp/Kg)	Pembukaan Open (Rp/Kg)	Tertinggi High (Rp/Kg)	Terendah Low (Rp/Kg)	Penutupan Settlement (Rp/Kg)		
3-Sep-12		-	-	-	513,000	-	-	-	517,700	-	-	-	519,400	-	-	-	-		
4-Sep-12		-	-	-	513,000	527,800	527,800	527,800	527,800	-	-	-	519,400	-	-	-	-		
5-Sep-12		-	-	-	513,000	-	-	-	526,800	-	-	-	528,200	-	-	-	-		
6-Sep-12		-	-	-	527,300	-	-	-	532,300	-	-	-	534,700	-	-	-	-		
7-Sep-12		-	-	-	527,300	-	-	-	532,300	-	-	-	534,700	-	-	-	-		
10-Sep-12		-	-	-	533,500	-	-	-	532,300	-	-	-	534,700	-	-	-	-		
11-Sep-12		-	-	-	533,500	-	-	-	537,600	-	-	-	540,000	-	-	-	-		
12-Sep-12		-	-	-	535,600	-	-	-	540,600	-	-	-	543,000	-	-	-	-		
13-Sep-12		533,100	533,900	533,000	533,500	-	-	-	538,600	-	-	-	540,600	-	-	-	-		
14-Sep-12		-	-	-	533,500	-	-	-	538,600	-	-	-	540,600	-	-	-	-		
17-Sep-12		544,000	545,000	544,000	545,000	-	-	-	547,500	-	-	-	549,900	-	-	-	-		
18-Sep-12		-	-	-	545,000	-	-	-	547,500	-	-	-	549,900	-	-	-	-		
19-Sep-12		542,100	546,500	542,000	546,500	-	-	-	548,000	-	-	-	550,200	-	-	-	-		
20-Sep-12		-	-	-	546,500	-	-	-	548,000	-	-	-	550,200	-	-	-	-		
21-Sep-12		543,500	544,600	543,500	543,900	-	-	-	548,000	-	-	-	550,200	-	-	-	-		
24-Sep-12		541,500	543,800	541,500	543,500	-	-	-	548,000	-	-	-	550,200	-	-	-	-		
25-Sep-12		-	-	-	543,500	-	-	-	548,000	-	-	-	550,200	-	-	-	-		
26-Sep-12		-	-	-	-	-	-	-	548,000	-	-	-	550,400	-	-	-	552,600		
27-Sep-12		-	-	-	-	-	-	-	548,000	-	-	-	550,400	-	-	-	552,900		
28-Sep-12		-	-	-	-	-	-	-	551,700	-	-	-	553,900	-	-	-	557,100		
Tertinggi High		(19) 546,500				(04) 527,800				-				-					
Terendah Low		(13) 533,000				(04) 527,800				-				-					
Rata-Rata Average		533,947				540,365				542,040				554,200					

Emas / Gold (GOL100)
Jakarta Futures Exchange (JFX)

Tanggal Bulan Penyerahan / Delivery Months		September / September '12				Oktober / October'12				Nopember / November '12				Desember / December '12			
		Pembukaan Open (Rp/Kg)	Tertinggi High (Rp/Kg)	Terendah Low (Rp/Kg)	Penutupan Settlement (Rp/Kg)	Pembukaan Open (Rp/Kg)	Tertinggi High (Rp/Kg)	Terendah Low (Rp/Kg)	Penutupan Settlement (Rp/Kg)	Pembukaan Open (Rp/Kg)	Tertinggi High (Rp/Kg)	Terendah Low (Rp/Kg)	Penutupan Settlement (Rp/Kg)	Pembukaan Open (Rp/Kg)	Tertinggi High (Rp/Kg)	Terendah Low (Rp/Kg)	Penutupan Settlement (Rp/Kg)
3-Sep-12		-	-	-	519,900	523,400	523,400	522,900	523,300	527,400	527,400	520,900	527,300	-	-	-	-
4-Sep-12		-	-	-	521,100	526,000	526,000	526,000	526,000	-	-	-	528,600	-	-	-	-
5-Sep-12		524,400	525,000	524,400	524,200	524,750	524,750	524,100	524,300	528,750	530,400	522,100	528,300	-	-	-	-
6-Sep-12		523,000	525,400	523,000	525,700	-	-	-	529,700	532,400	532,400	524,700	533,700	-	-	-	-
7-Sep-12		523,800	525,300	523,800	525,300	525,500	525,500	525,300	525,700	-	-	-	531,500	-	-	-	-
10-Sep-12		537,000	537,000	537,000	536,800	-	-	-	537,950	542,200	542,200	542,200	542,200	-	-	-	-
11-Sep-12		-	-	-	535,900	-	-	-	537,950	-	-	-	542,200	-	-	-	-
12-Sep-12		-	-	-	536,400	-	-	-	541,500	-	-	-	545,500	-	-	-	-
13-Sep-12		-	-	-	535,900	-	-	-	539,600	540,850	542,900	540,800	542,800	-	-	-	-
14-Sep-12		-	-	-	545,700	549,300	551,300	549,000	549,500	552,800	552,800	540,850	552,700	-	-	-	-
17-Sep-12		545,300	545,300	544,700	544,700	550,300	551,000	549,000	549,400	550,700	550,700	550,700	550,800	-	-	-	-
18-Sep-12		550,800	550,800	550,800	540,600	556,300	556,300	544,500	543,700	558,300	558,300	558,300	545,100	-	-	-	-
19-Sep-12		543,700	543,700	543,700	543,700	544,500	548,800	544,500	547,500	552,500	552,500	552,500	550,800	-	-	-	-
20-Sep-12		550,800	550,800	550,800	541,100	556,300	556,300	556,300	544,300	558,300	558,300	558,300	545,700	-	-	-	-
21-Sep-12		-	-	-	543,600	-	-	-	548,400	-	-	-	550,400	-	-	-	-
24-Sep-12		541,500	541,500	541,500	541,500	546,100	547,000	546,100	546,100	548,100	548,100	548,100	548,100	-	-	-	-
25-Sep-12		-	-	-	543,200	547,000	547,800	547,000	547,950	551,600	551,600	551,600	551,600	-	-	-	-
26-Sep-12		-	-	-	-	545,700	548,200	545,700	548,200	550,600	550,600	550,600	550,600	-	-	-	551,600
27-Sep-12		-	-	-	-	547,800	551,450	547,800	551,450	548,000	550,000	548,000	551,150	-	-	-	552,350
28-Sep-12		-	-	-	-	547,800	552,600	547,800	556,300	-	-	-	559,300	-	-	-	560,500
Tertinggi High		(20) 550,800				(20) 556,300				(18) 558,300				-			
Terendah Low		(06) 523,000				(03) 522,900				(03) 520,900				-			
Rata-Rata Average		535,606				540,132				543,918				554,817			

Emas / Gold (GOL250)
Jakarta Futures Exchange (JFX)

Jakarta Futures Exchange (JF-X)					Agustus / August '12												
Tanggal / Date	Bulan Penyerahan / Delivery Months	September / September '12				Oktober / October '12				Nopember / November '12				Desember / December '12			
		Pembukaan Open (Rp/Kg)	Tertinggi High (Rp/Kg)	Terendah Low (Rp/Kg)	Penutupan Settlement (Rp/Kg)	Pembukaan Open (Rp/Kg)	Tertinggi High (Rp/Kg)	Terendah Low (Rp/Kg)	Penutupan Settlement (Rp/Kg)	Pembukaan Open (Rp/Kg)	Tertinggi High (Rp/Kg)	Terendah Low (Rp/Kg)	Penutupan Settlement (Rp/Kg)	Pembukaan Open (Rp/Kg)	Tertinggi High (Rp/Kg)	Terendah Low (Rp/Kg)	Penutupan Settlement (Rp/Kg)
3-Sep-12		-	-	-	512,600	-	-	-	515,300	527,900	528,250	527,900	528,200	-	-	-	-
4-Sep-12		521,800	522,600	521,800	522,600	-	-	-	515,300	530,100	530,350	530,100	530,300	-	-	-	-
5-Sep-12		-	-	-	522,600	-	-	-	525,000	529,100	529,550	529,100	528,800	-	-	-	-
6-Sep-12		-	-	-	526,300	-	-	-	531,500	531,000	531,400	531,000	534,300	-	-	-	-
7-Sep-12		-	-	-	525,100	-	-	-	531,500	530,500	530,650	530,500	530,100	-	-	-	-
10-Sep-12		-	-	-	525,100	-	-	-	531,500	-	-	-	530,100	-	-	-	-
11-Sep-12		-	-	-	531,600	536,900	537,600	536,900	537,550	-	-	-	539,600	-	-	-	-
12-Sep-12		533,300	533,800	533,300	534,600	-	-	-	539,800	540,900	541,250	540,900	542,600	-	-	-	-
13-Sep-12		532,100	532,900	532,000	532,800	-	-	-	538,600	539,700	539,950	539,700	539,950	-	-	-	-
14-Sep-12		-	-	-	532,800	-	-	-	538,600	551,450	551,750	551,450	551,650	-	-	-	-
17-Sep-12		542,800	544,300	542,800	544,300	-	-	-	546,700	-	-	-	550,500	-	-	-	-
18-Sep-12		539,900	540,600	539,900	540,600	544,000	544,000	544,000	544,000	-	-	-	550,500	-	-	-	-
19-Sep-12		541,200	544,900	541,100	544,900	546,000	546,000	546,000	547,200	547,500	548,100	547,500	549,800	-	-	-	-
20-Sep-12		-	-	-	544,900	546,000	547,700	545,300	545,300	-	-	-	549,800	-	-	-	-
21-Sep-12		542,500	544,400	542,300	542,600	-	-	-	545,300	549,300	549,650	549,300	549,550	-	-	-	-
24-Sep-12		540,600	544,200	540,600	543,700	545,500	546,000	545,500	546,000	547,500	547,850	547,500	547,600	-	-	-	-
25-Sep-12		-	-	-	543,700	545,900	547,600	545,900	547,600	549,450	549,950	549,450	549,850	-	-	-	-
26-Sep-12		-	-	-	-	547,500	547,750	547,100	547,100	548,650	548,950	548,650	549,600	-	-	-	552,200
27-Sep-12		-	-	-	-	547,000	547,600	547,000	547,600	547,800	549,000	547,800	549,000	552,300	552,550	552,300	552,500
28-Sep-12		-	-	-	-	-	-	-	550,700	-	-	-	553,100	551,700	557,200	551,700	557,150
Tertinggi High		(19) 544,900				(26) 547,750				(14) 551,750				(28) 557,200			
Terendah Low		(04) 521,800				(11) 536,900				(03) 527,900				(28) 551,700			
Rata-Rata Average		533,576				537,971				542,745				553,950			

Emas / Gold (GOLDGR)
Indonesia Commodity & Derivatives Exchange (ICDX)

September / September '12

Tanggal / Date	Bulan Penyerahan / Delivery Months	September / September '12				Oktober / October'12				Nopember / November '12				Desember / December '12			
		Pembukaan Open (Rp/Kg)	Tertinggi High (Rp/Kg)	Terendah Low (Rp/Kg)	Penutupan Settlement (Rp/Kg)	Pembukaan Open (Rp/Kg)	Tertinggi High (Rp/Kg)	Terendah Low (Rp/Kg)	Penutupan Settlement (Rp/Kg)	Pembukaan Open (Rp/Kg)	Tertinggi High (Rp/Kg)	Terendah Low (Rp/Kg)	Penutupan Settlement (Rp/Kg)	Pembukaan Open (Rp/Kg)	Tertinggi High (Rp/Kg)	Terendah Low (Rp/Kg)	Penutupan Settlement (Rp/Kg)
3-Sep-12		-	-	-	525,900	-	-	-	528,000	-	-	-	530,100	-	-	-	532,400
4-Sep-12		-	-	-	527,300	-	-	-	529,300	-	-	-	531,500	-	-	-	533,700
5-Sep-12		-	-	-	526,600	529,200	529,400	529,200	528,600	-	-	-	530,800	-	-	-	533,000
6-Sep-12		-	-	-	529,400	-	-	-	531,400	-	-	-	533,600	-	-	-	535,800
7-Sep-12		-	-	-	540,200	-	-	-	542,300	-	-	-	544,500	-	-	-	546,800
10-Sep-12		-	-	-	537,100	-	-	-	539,200	-	-	-	541,400	-	-	-	543,700
11-Sep-12		-	-	-	-	-	-	-	-	-	-	-	-	-	-	-	-
12-Sep-12		-	-	-	-	-	-	-	-	-	-	-	-	-	-	-	-
13-Sep-12		-	-	-	549,100	540,700	541,100	540,700	551,200	-	-	-	553,500	-	-	-	555,800
14-Sep-12		-	-	-	547,100	-	-	-	549,200	-	-	-	551,400	-	-	-	553,800
17-Sep-12		-	-	-	541,000	549,300	549,700	549,300	543,100	-	-	-	545,200	-	-	-	547,600
18-Sep-12		-	-	-	546,200	543,200	543,600	543,200	548,300	-	-	-	550,500	-	-	-	552,800
19-Sep-12		-	-	-	548,000	548,500	549,000	548,500	550,100	-	-	-	552,300	-	-	-	554,700
20-Sep-12		-	-	-	548,100	549,800	549,800	549,500	550,200	-	-	-	552,400	-	-	-	554,800
21-Sep-12		-	-	-	550,600	550,300	550,800	550,300	552,700	-	-	-	555,000	-	-	-	557,300
24-Sep-12		-	-	-	547,900	552,800	555,000	552,800	550,000	-	-	-	552,200	-	-	-	554,600
25-Sep-12		-	-	-	547,500	55,200	553,900	551,700	549,600	-	-	-	551,800	-	-	-	554,100
26-Sep-12		-	-	-	545,200	549,500	551,900	549,500	547,300	552,000	552,000	551,600	549,500	-	-	-	551,800
27-Sep-12		-	-	-	553,000	547,500	549,300	547,500	555,100	549,600	550,900	549,600	557,300	-	-	-	559,700
28-Sep-12		-	-	-	551,400	-	-	-	553,500	557,400	558,400	557,400	555,700	-	-	-	558,100
Tertinggi High		-				(24) 555,000				(28) 558,400				-			
Terendah Low		-				(05) 529,200				(27) 549,600				-			
Rata-Rata Average		542,311				544,394				546,594				548,917			

Sambungan / Continued

September / September '12

Tanggal / Date	Bulan Penyerahan / Delivery Months	Januari / January'13				Pebruari / February '13				Maret / March '13				April / April '13			
		Pembukaan Open (Rp/Kg)	Tertinggi High (Rp/Kg)	Terendah Low (Rp/Kg)	Penutupan Settlement (Rp/Kg)	Pembukaan Open (Rp/Kg)	Tertinggi High (Rp/Kg)	Terendah Low (Rp/Kg)	Penutupan Settlement (Rp/Kg)	Pembukaan Open (Rp/Kg)	Tertinggi High (Rp/Kg)	Terendah Low (Rp/Kg)	Penutupan Settlement (Rp/Kg)	Pembukaan Open (Rp/gram)	Tertinggi High (Rp/gram)	Terendah Low (Rp/gram)	Penutupan Settlement (Rp/gram)
3-Sep-12		-	-	-	534,600	-	-	-	537,000	-	-	-	539,400	-	-	-	541,800
4-Sep-12		-	-	-	536,000	-	-	-	538,400	-	-	-	540,800	-	-	-	543,200
5-Sep-12		-	-	-	535,300	-	-	-	537,700	-	-	-	540,100	-	-	-	542,500
6-Sep-12		-	-	-	538,100	-	-	-	540,500	-	-	-	542,900	-	-	-	545,400
7-Sep-12		-	-	-	549,100	-	-	-	551,600	-	-	-	554,100	-	-	-	556,500
10-Sep-12		-	-	-	546,000	-	-	-	548,400	-	-	-	550,900	-	-	-	553,400
11-Sep-12		-	-	-	-	-	-	-	-	-	-	-	-	-	-	-	-
12-Sep-12		-	-	-	-	-	-	-	-	-	-	-	-	-	-	-	-
13-Sep-12		-	-	-	558,200	-	-	-	560,700	-	-	-	563,200	-	-	-	565,700
14-Sep-12		-	-	-	556,200	-	-	-	558,600	-	-	-	561,200	-	-	-	563,700
17-Sep-12		-	-	-	549,900	-	-	-	552,300	-	-	-	554,800	-	-	-	557,300
18-Sep-12		-	-	-	555,200	-	-	-	557,600	-	-	-	560,200	-	-	-	562,700
19-Sep-12		-	-	-	557,000	-	-	-	559,500	-	-	-	562,000	-	-	-	564,500
20-Sep-12		-	-	-	557,200	-	-	-	559,600	-	-	-	562,200	-	-	-	564,700
21-Sep-12		-	-	-	559,700	-	-	-	562,200	-	-	-	564,700	-	-	-	567,200
24-Sep-12		-	-	-	557,000	-	-	-	559,400	-	-	-	561,900	-	-	-	564,400
25-Sep-12		-	-	-	556,500	-	-	-	559,000	-	-	-	561,500	-	-	-	564,000
26-Sep-12		-	-	-	554,200	-	-	-	556,600	-	-	-	559,100	-	-	-	561,600
27-Sep-12		-	-	-	562,100	-	-	-	564,600	-	-	-	567,100	-	-	-	569,600
28-Sep-12		-	-	-	560,500	-	-	-	562,900	-	-	-	565,500	-	-	-	568,000
Tertinggi High		-				-				-				-			
Terendah Low		-				-				-				-			
Rata-Rata Average		551,267				553,700				556,200				558,678			

Sambungan / Continued

September / September '12

Tanggal / Date	Bulan Penyerahan / Delivery Months	Mei / May'13				Juni / June'13				Juli / July'13				Agustus / August'13			
		Pembukaan	Tertinggi	Terendah	Penutupan	Pembukaan	Tertinggi	Terendah	Penutupan	Pembukaan	Tertinggi	Terendah	Penutupan	Pembukaan	Tertinggi	Terendah	Penutupan
3-Sep-12		-	-	-	544,300	-	-	-	546,800	-	-	-	549,300	-	-	-	551,900
4-Sep-12		-	-	-	545,700	-	-	-	548,200	-	-	-	550,700	-	-	-	553,300
5-Sep-12		-	-	-	545,000	-	-	-	547,500	-	-	-	550,000	-	-	-	552,600
6-Sep-12		-	-	-	547,800	-	-	-	550,400	-	-	-	552,900	-	-	-	555,500
7-Sep-12		-	-	-	559,100	-	-	-	561,600	-	-	-	564,200	-	-	-	566,900
10-Sep-12		-	-	-	555,900	-	-	-	558,400	-	-	-	561,000	-	-	-	563,700
11-Sep-12		-	-	-	-	-	-	-	-	-	-	-	-	-	-	-	-
12-Sep-12		-	-	-	-	-	-	-	-	-	-	-	-	-	-	-	-
13-Sep-12		-	-	-	568,300	-	-	-	570,900	-	-	-	573,500	-	-	-	576,200
14-Sep-12		-	-	-	566,200	-	-	-	568,800	-	-	-	571,400	-	-	-	574,100
17-Sep-12		-	-	-	559,800	-	-	-	562,400	-	-	-	565,000	-	-	-	567,700
18-Sep-12		-	-	-	565,200	-	-	-	567,800	-	-	-	570,400	-	-	-	573,100
19-Sep-12		-	-	-	567,100	-	-	-	569,700	-	-	-	572,300	-	-	-	575,000
20-Sep-12		-	-	-	567,200	-	-	-	569,800	-	-	-	572,500	-	-	-	575,200
21-Sep-12		-	-	-	569,800	-	-	-	572,400	-	-	-	575,100	-	-	-	577,800
24-Sep-12		-	-	-	567,000	-	-	-	569,600	-	-	-	572,300	-	-	-	575,000
25-Sep-12		-	-	-	566,500	-	-	-	569,100	-	-	-	571,800	-	-	-	574,500
26-Sep-12		-	-	-	564,100	-	-	-	566,700	-	-	-	569,400	-	-	-	572,100
27-Sep-12		-	-	-	572,200	-	-	-	574,900	-	-	-	577,600	-	-	-	580,300
28-Sep-12		-	-	-	570,600	-	-	-	573,200	-	-	-	575,900	-	-	-	578,600
Tertinggi High		-				-				-				-			
Terendah Low		-				-				-				-			
Rata-Rata Average		561,211				563,789				566,406				569,083			

Gulir Emas / Rolling Gold (KGE)
Jakarta Futures Exchange (JFX)

Tanggal / Date	Bulan / Month	September / September '12			
		Pembukaan Open (Rp/gram)	Tertinggi High (Rp/gram)	Terendah Low (Rp/gram)	Penutupan Settlement (Rp/gram)
3-Sep-12		-	-	-	517,491
4-Sep-12		-	-	-	521,255
5-Sep-12		-	-	-	520,395
6-Sep-12		-	-	-	525,092
7-Sep-12		-	-	-	521,820
10-Sep-12		-	-	-	534,473
11-Sep-12		-	-	-	533,839
12-Sep-12		-	-	-	536,823
13-Sep-12		-	-	-	533,691
14-Sep-12		-	-	-	542,726
17-Sep-12		-	-	-	538,460
18-Sep-12		-	-	-	536,259
19-Sep-12		-	-	-	544,167
20-Sep-12		-	-	-	539,250
21-Sep-12		-	-	-	544,633
24-Sep-12		-	-	-	539,546
25-Sep-12		-	-	-	543,973
26-Sep-12		540,500	540,650	540,400	543,723
27-Sep-12		-	-	-	540,801
28-Sep-12		-	-	-	547,708
Tertinggi High		(26) 540,650			
Terendah Low		(26) 540,400			
Rata-Rata Average		535,306			

Gulir Emas / Rolling Gold (KGEUSD)
Jakarta Futures Exchange (JFX)

Tanggal / Date	Bulan / Month	September / September '12			
		Pembukaan Open (USD/T.Ounce)	Tertinggi High (USD/T.Ounce)	Terendah Low (USD/T.Ounce)	Penutupan Settlement (USD/T.Ounce)
3-Sep-12		-	-	-	-
4-Sep-12		-	-	-	1,695.70
5-Sep-12		-	-	-	1,693.30
6-Sep-12		1,704.60	1,704.60	1,704.60	1,700.40
7-Sep-12		-	-	-	1,735.80
10-Sep-12		1,730.20	1,730.70	1,729.90	1,726.20
11-Sep-12		1,731.00	1,732.20	1,731.00	1,731.85
12-Sep-12		1,738.50	1,738.80	1,730.50	1,730.70
13-Sep-12		-	-	-	1,767.25
14-Sep-12		-	-	-	1,770.60
17-Sep-12		-	-	-	1,761.30
18-Sep-12		-	-	-	1,772.00
19-Sep-12		1,775.40	1,775.40	1,775.40	1,770.40
20-Sep-12		-	-	-	1,768.20
21-Sep-12		1,772.00	1,774.20	1,771.00	1,772.95
24-Sep-12		1,758.00	1,763.00	1,758.00	1,764.30
25-Sep-12		-	-	-	1,761.20
26-Sep-12		-	-	-	1,752.55
27-Sep-12		-	-	-	-
28-Sep-12		-	-	-	1,772.20
Tertinggi High		(19) 1,775.40			
Terendah Low		(06) 1,704.60			
Rata-Rata Average		1,745.57			

Gulir Indeks Emas / Rolling Gold Index (KIE)
Jakarta Futures Exchange (JFX)

Tanggal / Date	Bulan / Month	September / September '12			
		Pembukaan Open (Point)	Tertinggi High (Point)	Terendah Low (Point)	Penutupan Settlement (Point)
3-Sep-12		-	-	-	9,535
4-Sep-12		9,370	9,400	9,370	9,581
5-Sep-12		9,375	9,375	9,375	9,573
6-Sep-12		9,370	9,370	9,370	9,565
7-Sep-12		9,410	9,410	9,365	9,573
10-Sep-12		-	-	-	9,585
11-Sep-12		9,590	9,590	9,580	9,587
12-Sep-12		9,405	9,405	9,365	9,568
13-Sep-12		-	-	-	9,587
14-Sep-12		-	-	-	9,510
17-Sep-12		-	-	-	9,460
18-Sep-12		9,340	9,340	9,295	9,497
19-Sep-12		-	-	-	9,543
20-Sep-12		9,375	9,375	9,350	9,540
21-Sep-12		-	-	-	9,545
24-Sep-12		9,540	9,560	9,470	9,553
25-Sep-12		9,420	9,420	9,380	9,580
26-Sep-12		9,375	9,385	9,375	9,585
27-Sep-12		9,415	9,415	9,368	9,580
28-Sep-12		-	-	-	9,568
Tertinggi High		(11) 9,590			
Terendah Low		(18) 9,295			
Rata-Rata Average		9,555			

Tunda Serah Emas (GOLDID)

Indonesia Commodity & Derivatives Exchange (ICDX)

Tanggal / Date	Bulan Penyerahan / Delivery Months	September / September '12			
		Pembukaan Open (USD/T.Ounce)	Tertinggi High (USD/T.Ounce)	Terendah Low (USD/T.Ounce)	Penutupan Settlement (USD/T.Ounce)
3-Sep-12		1,686.60	1,688.80	1,686.10	1,692.20
4-Sep-12		1,695.50	1,698.10	1,690.60	1,696.00
5-Sep-12		1,690.10	1,692.80	1,690.10	1,692.80
6-Sep-12		1,703.30	1,713.00	1,700.80	1,701.10
7-Sep-12		1,691.40	1,730.00	1,691.40	1,736.00
10-Sep-12		1,691.40	1,730.00	1,691.40	1,736.00
11-Sep-12		-	-	-	-
12-Sep-12		-	-	-	-
13-Sep-12		1,732.20	1,745.00	1,729.90	1,765.11
14-Sep-12		1,771.10	1,773.00	1,768.00	1,769.89
17-Sep-12		1,768.60	1,771.50	1,768.60	1,760.20
18-Sep-12		1,762.20	1,762.20	1,762.20	1,771.10
19-Sep-12		1,767.30	1,767.30	1,767.30	1,770.60
20-Sep-12		1,764.70	1,764.70	1,760.30	1,768.50
21-Sep-12		1,772.00	1,772.00	1,772.00	1,772.80
24-Sep-12		1,757.50	1,757.50	1,757.50	1,764.30
25-Sep-12		1,766.80	1,773.80	1,763.00	1,760.85
26-Sep-12		1,755.00	1,755.00	1,745.50	1,752.40
27-Sep-12		1,757.40	1,777.20	1,754.60	1,777.60
28-Sep-12		1,780.30	1,780.30	1,770.00	1,771.52
Tertinggi High		(28) 1,780.30			
Terendah Low		(03) 1,686.10			
Rata-Rata Average		1,747.72			

Tunda Serah Emas (GOLDUD)

Indonesia Commodity & Derivatives Exchange (ICDX)

Tanggal / Date	Bulan Penyerahan / Delivery Months	September / September '12			
		Pembukaan Open (USD/T.Ounce)	Tertinggi High (USD/T.Ounce)	Terendah Low (USD/T.Ounce)	Penutupan Settlement (USD/T.Ounce)
3-Sep-12		1,686.60	1,693.30	1,686.20	1,692.20
4-Sep-12		1,693.90	1,698.70	1,688.50	1,696.00
5-Sep-12		1,692.20	1,694.90	1,688.60	1,692.80
6-Sep-12		1,693.00	1,713.10	1,693.00	1,701.10
7-Sep-12		1,689.90	1,741.50	1,689.80	1,736.00
10-Sep-12		1,689.90	1,741.50	1,689.80	1,736.00
11-Sep-12		-	-	-	-
12-Sep-12		-	-	-	-
13-Sep-12		1,731.60	1,772.90	1,720.50	1,765.11
14-Sep-12		1,768.00	1,776.40	1,766.40	1,769.89
17-Sep-12		1,774.90	1,776.00	1,755.00	1,760.20
18-Sep-12		1,757.80	1,772.50	1,752.90	1,771.10
19-Sep-12		1,768.90	1,778.10	1,765.00	1,770.60
20-Sep-12		1,770.30	1,770.30	1,756.50	1,768.50
21-Sep-12		1,771.00	1,786.70	1,770.00	1,772.80
24-Sep-12		1,766.80	1,766.80	1,756.40	1,764.30
25-Sep-12		1,766.40	1,776.00	1,760.20	1,760.85
26-Sep-12		1,760.80	1,765.30	1,738.00	1,752.40
27-Sep-12		1,754.00	1,780.00	1,754.00	1,777.60
28-Sep-12		1,776.70	1,782.80	1,768.00	1,771.52
Tertinggi High		(21) 1,786.70			
Terendah Low		(03) 1,686.20			
Rata-Rata Average		1,747.72			

4. Jumlah dan Volume Transaksi, dan Open Interest Frequency and Volume, and Open Interest

Olein (OLE)

Jakarta Futures Exchange (JFX)

Bulan (Month) Tanggal (Date)	September / September '12		
	Transaksi (kali) Frequency (times)	Volume (lot) Volume (lots)	Open Interest (lots)
3-Sep-12	-	-	-
4-Sep-12	-	-	-
5-Sep-12	-	-	-
6-Sep-12	-	-	-
7-Sep-12	-	-	-
10-Sep-12	-	-	-
11-Sep-12	-	-	-
12-Sep-12	3	8	-
13-Sep-12	64	454	-
14-Sep-12	20	20	-
17-Sep-12	20	400	-
18-Sep-12	40	40	-
19-Sep-12	71	510	-
20-Sep-12	24	34	-
21-Sep-12	16	292	-
24-Sep-12	31	92	-
25-Sep-12	64	79	-
26-Sep-12	51	62	-
27-Sep-12	24	30	-
28-Sep-12	49	51	-
Tertinggi High	(28) 71	(28) 510	(02) 0
Terendah Low	(08) 3	(08) 8	(09) 0
Rata-Rata Average	37	195	#DIV/0!

Olein (OLE10)

Jakarta Futures Exchange (JFX)

Bulan (Month) Tanggal (Date)	September / September '12		
	Transaksi (kali) Frequency (times)	Volume (lot) Volume (lots)	Open Interest (lots)
3-Sep-12	-	-	-
4-Sep-12	-	-	-
5-Sep-12	-	-	-
6-Sep-12	-	-	-
7-Sep-12	-	-	-
10-Sep-12	-	-	-
11-Sep-12	38	38	-
12-Sep-12	-	-	-
13-Sep-12	44	44	-
14-Sep-12	-	-	-
17-Sep-12	-	-	-
18-Sep-12	56	56	-
19-Sep-12	-	-	-
20-Sep-12	82	82	-
21-Sep-12	56	56	-
24-Sep-12	26	26	-
25-Sep-12	25	30	-
26-Sep-12	40	160	-
27-Sep-12	54	162	-
28-Sep-12	13	22	-
Tertinggi High	(16) #REF!	(30) 162	(15) 0
Terendah Low	(17) 25	(28) 22	(15) 0
Rata-Rata Average	39	58	#DIV/0!

RBD PALM OLEIN (OLEINTR)

Indonesia Commodity & Derivatives Exchange (ICDX)

Bulan (Month) Tanggal (Date)	September / September '12		
	Transaksi (kali) Frequency (times)	Volume (lot) Volume (lots)	Open Interest (lots)
3-Sep-12	18	20	1
4-Sep-12	22	22	3
5-Sep-12	36	36	1
6-Sep-12	14	14	-
7-Sep-12	14	14	1
10-Sep-12	32	32	1
11-Sep-12	-	-	-
12-Sep-12	-	-	-
13-Sep-12	13	13	1
14-Sep-12	22	22	-
17-Sep-12	7	7	-
18-Sep-12	35	37	-
19-Sep-12	33	33	-
20-Sep-12	54	60	-
21-Sep-12	41	41	-
24-Sep-12	41	41	-
25-Sep-12	48	48	-
26-Sep-12	48	48	-
27-Sep-12	37	37	-
28-Sep-12	56	56	-
Tertinggi High	(26) 56	(16) 60	(05) 3
Terendah Low	(22) 7	(29) 7	(13) 1
Rata-Rata Average	31	31	1

Crude Palm Oil (CPOTR)

Indonesia Commodity & Derivatives Exchange (ICDX)

Bulan (Month) Tanggal (Date)	September / September '12		
	Transaksi (kali) Frequency (times)	Volume (lot) Volume (lots)	Open Interest (lots)
3-Sep-12	1345	3458	24
4-Sep-12	1496	3732	17
5-Sep-12	1489	3966	24
6-Sep-12	1657	3864	18
7-Sep-12	1353	3418	15
10-Sep-12	1454	3257	24
11-Sep-12	-	-	-
12-Sep-12	-	-	-
13-Sep-12	869	1728	12
14-Sep-12	1203	3065	-
17-Sep-12	734	2008	-
18-Sep-12	1309	3205	-
19-Sep-12	1460	3592	-
20-Sep-12	1423	3474	-
21-Sep-12	1381	3412	-
24-Sep-12	1744	4267	-
25-Sep-12	1617	3968	-
26-Sep-12	1455	3744	-
27-Sep-12	1454	3499	-
28-Sep-12	1272	3142	-
Tertinggi High	(24) 1744	(24) 4267	(10) 24
Terendah Low	(17) 734	(13) 1728	(13) 12
Rata-Rata Average	1373	3378	19

Kakao / Cocoa (CC5)

Jakarta Futures Exchange (JFX)

Bulan (Month) Tanggal (Date)	September / September '12		
	Transaksi (kali) Frequency (times)	Volume (lot) Volume (lots)	Open Interest (lots)
3-Sep-12	136	210	-
4-Sep-12	173	719	-
5-Sep-12	-	-	-
6-Sep-12	-	-	-
7-Sep-12	-	-	-
10-Sep-12	167	263	-
11-Sep-12	223	322	-
12-Sep-12	152	243	-
13-Sep-12	165	254	-
14-Sep-12	122	262	-
17-Sep-12	236	284	-
18-Sep-12	171	230	-
19-Sep-12	179	269	-
20-Sep-12	162	268	-
21-Sep-12	133	266	-
24-Sep-12	167	288	-
25-Sep-12	143	174	-
26-Sep-12	144	203	-
27-Sep-12	31	31	-
28-Sep-12	182	227	-
Tertinggi High	(22) 236	(22) 719	-
Terendah Low	(07) 31	(07) 31	-
Rata-Rata Average	159	271	-

Emas / Gold (GOL)
Jakarta Futures Exchange (JFX)

Bulan (Month) Tanggal (Date)	September / September '12		
	Transaksi (kali) Frequency (times)	Volume (lot) Volume (lots)	Open Interest (lots)
3-Sep-12	-	-	-
4-Sep-12	10	10	-
5-Sep-12	-	-	-
6-Sep-12	-	-	-
7-Sep-12	-	-	-
10-Sep-12	-	-	-
11-Sep-12	-	-	-
12-Sep-12	-	-	-
13-Sep-12	20	400	-
14-Sep-12	-	-	-
17-Sep-12	20	400	-
18-Sep-12	-	-	-
19-Sep-12	26	440	-
20-Sep-12	-	-	-
21-Sep-12	14	206	-
24-Sep-12	8	70	-
25-Sep-12	-	-	-
26-Sep-12	-	-	-
27-Sep-12	-	-	-
28-Sep-12	-	-	-
Tertinggi High	(28) 26	(28) 440	-
Terendah Low	(23) 8	(23) 70	-
Rata-Rata Average	14	206	-

Emas / Gold (GOL100)
Jakarta Futures Exchange (JFX)

Bulan (Month) Tanggal (Date)	September / September '12		
	Transaksi (kali) Frequency (times)	Volume (lot) Volume (lots)	Open Interest (lots)
3-Sep-12	14	14	-
4-Sep-12	3	3	-
5-Sep-12	-	-	-
6-Sep-12	-	-	-
7-Sep-12	-	-	-
10-Sep-12	4	4	-
11-Sep-12	-	-	-
12-Sep-12	-	-	-
13-Sep-12	9	9	-
14-Sep-12	58	58	-
17-Sep-12	13	19	-
18-Sep-12	4	4	1
19-Sep-12	5	8	2
20-Sep-12	3	3	1
21-Sep-12	-	-	-
24-Sep-12	7	10	1
25-Sep-12	15	186	1
26-Sep-12	3	7	-
27-Sep-12	22	421	-
28-Sep-12	22	440	-
Tertinggi High	(28) 58	(28) 440	(01) 2
Terendah Low	(20) 3	(08) 3	(01) 1
Rata-Rata Average	14	83	1

Emas / Gold (GOL250)
Jakarta Futures Exchange (JFX)

Bulan (Month) Tanggal (Date)	September / September '12		
	Transaksi (kali) Frequency (times)	Volume (lot) Volume (lots)	Open Interest (lots)
3-Sep-12	8	8	3
4-Sep-12	254	262	3
5-Sep-12	-	-	-
6-Sep-12	-	-	-
7-Sep-12	-	-	-
10-Sep-12	-	-	-
11-Sep-12	8	24	3
12-Sep-12	8	38	3
13-Sep-12	26	432	3
14-Sep-12	6	18	3
17-Sep-12	34	432	3
18-Sep-12	3	21	3
19-Sep-12	45	477	3
20-Sep-12	6	40	3
21-Sep-12	26	226	3
24-Sep-12	14	84	3
25-Sep-12	10	58	3
26-Sep-12	8	56	-
27-Sep-12	12	52	-
28-Sep-12	8	24	-
Tertinggi High	(29) 254	(22) 477	-
Terendah Low	(22) 3	(30) 8	-
Rata-Rata Average	9	43	-

Gulir Emas / Rolling Gold (KGE)
Jakarta Futures Exchange (JFX)

Tanggal (Date)	Bulan (Month)	September / September '12		
		Transaksi (kali) Frequency (times)	Volume (lot) Volume (lots)	Open Interest (lots)
3-Sep-12		-	-	-
4-Sep-12		-	-	-
5-Sep-12		-	-	-
6-Sep-12		-	-	-
7-Sep-12		-	-	-
10-Sep-12		-	-	-
11-Sep-12		-	-	-
12-Sep-12		-	-	-
13-Sep-12		-	-	-
14-Sep-12		-	-	-
17-Sep-12		-	-	-
18-Sep-12		-	-	-
19-Sep-12		-	-	-
20-Sep-12		-	-	-
21-Sep-12		-	-	-
24-Sep-12		-	-	-
25-Sep-12		-	-	-
26-Sep-12		20	184	-
27-Sep-12		-	-	-
28-Sep-12		-	-	-
Tertinggi High		(26) 20	(26) 184	-
Terendah Low		(26) 20	(26) 184	-
Rata-Rata Average		20	184	-

Gulir Emas / Rolling Gold (KGEUSD)
Jakarta Futures Exchange (JFX)

Tanggal (Date)	Bulan (Month)	Juli / July '12		
		Transaksi (kali) Frequency (times)	Volume (lot) Volume (lots)	Open Interest (lots)
3-Sep-12		-	-	-
4-Sep-12		-	-	-
5-Sep-12		-	-	-
6-Sep-12		-	-	-
7-Sep-12		-	-	-
10-Sep-12		4	100	1
11-Sep-12		4	100	1
12-Sep-12		6	128	1
13-Sep-12		-	-	-
14-Sep-12		-	-	-
17-Sep-12		-	-	-
18-Sep-12		-	-	-
19-Sep-12		1	1	-
20-Sep-12		-	-	-
21-Sep-12		4	100	-
24-Sep-12		4	100	-
25-Sep-12		-	-	-
26-Sep-12		-	-	-
27-Sep-12		-	-	-
28-Sep-12		-	-	-
Tertinggi High		(12) 6	(12) 128	-
Terendah Low		(19) 1	(19) 1	-
Rata-Rata Average		4	88	-

Gulir Indeks Emas/Rolling Gold Index (KIE)
Jakarta Futures Exchange (JFX)

Tanggal (Date)	Bulan (Month)	September / September '12		
		Transaksi (kali) Frequency (times)	Volume (lot) Volume (lots)	Open Interest (lots)
3-Sep-12		-	-	-
4-Sep-12		2	10	14
5-Sep-12		-	-	-
6-Sep-12		-	-	-
7-Sep-12		-	-	-
10-Sep-12		-	-	-
11-Sep-12		2	20	14
12-Sep-12		2	40	14
13-Sep-12		-	-	-
14-Sep-12		-	-	-
17-Sep-12		-	-	-
18-Sep-12		4	80	14
19-Sep-12		-	-	-
20-Sep-12		2	40	14
21-Sep-12		-	-	-
24-Sep-12		22	420	14
25-Sep-12		12	480	14
26-Sep-12		13	601	14
27-Sep-12		20	760	14
28-Sep-12		-	-	-
Tertinggi High		(24) 22	(27) 760	(27) 14
Terendah Low		(20) 2	(04) 10	(27) 14
Rata-Rata Average		9	272	14

Tunda Serah Emas (GOLDID)

Indonesia Commodity & Derivatives Exchange (ICDX)

Tanggal (Date)	Bulan (Month)	September / September '12		
		Transaksi (kali) <i>Frequency (times)</i>	Volume (lot) <i>Volume (lots)</i>	Open Interest (lots)
3-Sep-12		5	10	-
4-Sep-12		9	10	-
5-Sep-12		2	2	-
6-Sep-12		14	15	-
7-Sep-12		6	7	-
10-Sep-12		-	-	-
11-Sep-12		-	-	-
12-Sep-12		-	-	-
13-Sep-12		7	7	-
14-Sep-12		4	4	-
17-Sep-12		3	3	-
18-Sep-12		1	1	-
19-Sep-12		1	1	-
20-Sep-12		10	10	-
21-Sep-12		4	4	-
24-Sep-12		1	1	-
25-Sep-12		7	7	-
26-Sep-12		2	2	-
27-Sep-12		8	8	-
28-Sep-12		4	4	-
Tertinggi <i>High</i>		(06) 14	(06) 15	-
Terendah <i>Low</i>		(24) 1	(24) 1	-
Rata-Rata <i>Average</i>		5	6	-

Tunda Serah Emas (GOLDUD)

Indonesia Commodity & Derivatives Exchange (ICDX)

Tanggal (Date)	Bulan (Month)	September / September '12		
		Transaksi (kali) <i>Frequency (times)</i>	Volume (lot) <i>Volume (lots)</i>	Open Interest (lots)
3-Sep-12		35	97	-
4-Sep-12		105	443	-
5-Sep-12		79	276	-
6-Sep-12		240	876	-
7-Sep-12		263	943	-
10-Sep-12		88	323	-
11-Sep-12		-	-	-
12-Sep-12		-	-	-
13-Sep-12		142	539	-
14-Sep-12		195	609	-
17-Sep-12		86	249	-
18-Sep-12		129	428	-
19-Sep-12		87	356	-
20-Sep-12		113	425	-
21-Sep-12		131	385	-
24-Sep-12		81	295	-
25-Sep-12		83	280	-
26-Sep-12		186	622	-
27-Sep-12		140	405	-
28-Sep-12		150	526	-
Tertinggi <i>High</i>		(07) 263	(07) 943	-
Terendah <i>Low</i>		(03) 35	(03) 97	-
Rata-Rata <i>Average</i>		130	449	-

Emas / Gold (GOLDGR)

Indonesia Commodity & Derivatives Exchange (ICDX)

Tanggal (Date)	Bulan (Month)	September / September '12		
		Transaksi (kali) <i>Frequency (times)</i>	Volume (lot) <i>Volume (lots)</i>	Open Interest (lots)
3-Sep-12		-	-	-
4-Sep-12		-	-	-
5-Sep-12		2	20	-
6-Sep-12		-	-	-
7-Sep-12		-	-	-
10-Sep-12		-	-	-
11-Sep-12		-	-	-
12-Sep-12		-	-	-
13-Sep-12		4	40	-
14-Sep-12		-	-	-
17-Sep-12		4	40	-
18-Sep-12		4	40	-
19-Sep-12		4	40	-
20-Sep-12		4	40	-
21-Sep-12		4	40	-
24-Sep-12		8	48	-
25-Sep-12		12	88	-
26-Sep-12		36	160	-
27-Sep-12		24	142	-
28-Sep-12		8	80	-
Tertinggi <i>High</i>		(26) 36	(26) 160	-
Terendah <i>Low</i>		(05) 2	(05) 20	-
Rata-Rata <i>Average</i>		10	65	-

5. Jumlah dan Volume Transaksi, *Open Interest* dan Hari Perdagangan Selama Lima Tahun
Frequency and Volume, Open Interest and Trading Days for Five Years

Olein (OLE) Jakarta Futures Exchange (JFX)		Transaksi (Kali)/Frequency (Times)					Volume (lot) /Volume (Lots)					Open Interest pada akhir bulan (lot) / Open Interest at the End of This Month (Lots)					Hari Perdagangan / Trading Days (Days)				
No.	Bulan / Month	2008	2009	2010	2011	2012	2008	2009	2010	2011	2012	2008	2009	2010	2011	2012	2008	2009	2010	2011	2012
1	Januari/January	-	6	-	162	479	-	10	-	414	1,384	-	-	-	-	-	19	19	20	21	22
2	Pebruari/February	-	2	-	228	369	-	4	-	532	1,037	-	-	-	-	-	20	20	19	18	21
3	Maret/March	-	2	-	581	445	-	4	-	927	1,411	-	-	-	-	-	20	20	22	23	22
4	April/April	-	2	-	375	729	-	4	-	767	1,981	-	-	-	-	-	21	21	21	20	21
5	Mei/May	15	2	-	572	592	15	4	-	899	1,778	-	-	-	-	-	20	20	21	22	23
6	Juni/June	16	2	-	493	648	16	4	-	837	2,638	-	-	-	-	-	22	22	22	22	21
7	Juli/July	4	-	-	581	643	4	-	-	1,226	2,548	-	-	-	-	-	22	22	22	21	22
8	Agustus/August	42	66	83	410	545	64	98	156	766	1,971	-	-	-	-	-	20	20	22	21	23
9	September/September	46	-	191	483		106	-	437	1,234		-	-	-	-	-	18	18	19	22	
10	Oktober /October	74	-	135	414		184	-	389	1,198		-	-	-	-	-	22	22	21	21	
11	Nopember/November	29	-	134	482		69	-	440	1,828		-	-	-	-	-	20	20	21	22	
12	Desember/December	14	-	112	376		14	-	278	1,494		-	-	-	-	-	21	21	21	20	

Olein (OLE10)
Jakarta Futures Exchange (JFX)

No.	Bulan / Month	Transaksi (Kali)/Frequency (Times)					Volume (lot) /Volume (Lots)					Open Interest pada akhir bulan (lot) / Open Interest at the End of This Month (Lots)					Hari Perdagangan / Trading Days (Days)				
		2008	2009	2010	2011	2012	2008	2009	2010	2011	2012	2008	2009	2010	2011	2012	2008	2009	2010	2011	2012
1	Januari/January	-	-	-	-	268	-	-	-	-	268	-	-	-	-	-	-	-	-	21	22
2	Pebruari/February	-	-	-	-	382	-	-	-	-	462	-	-	-	-	-	-	-	-	18	21
3	Maret/March	-	-	-	-	985	-	-	-	-	1,354	-	-	-	-	-	-	-	-	23	22
4	April/April	-	-	-	-	798	-	-	-	-	978	-	-	-	-	-	-	-	-	20	21
5	Mei/May	-	-	-	-	718	-	-	-	-	896	-	-	-	-	-	-	-	-	22	23
6	Juni/June	-	-	-	-	627	-	-	-	-	834	-	-	-	-	-	-	-	-	22	21
7	Juli/July	-	-	-	-	361	-	-	-	-	564	-	-	-	-	-	-	-	-	21	22
8	Agustus/August	-	-	-	-	295	-	-	-	-	728	-	-	-	-	-	-	-	-	21	23
9	September/September	-	-	-	-		-	-	-	-		-	-	-	-	-	-	-	-	22	
10	Oktober /October	-	-	-	-		-	-	-	-		-	-	-	-	-	-	-	-	21	
11	Nopember/November	-	-	-	-		-	-	-	-		-	-	-	-	-	-	-	-	22	
12	Desember/December	-	-	-	264		-	-	-	380		-	-	-	-		-	-	-	20	

RBD PALM OLEIN (OLEINTR)

Indonesia Commodity & Derivatives Exchange (ICDX)

No.	Bulan / Month	Transaksi (Kali)/Frequency (Times)					Volume (lot) /Volume (Lots)					Open Interest pada akhir bulan (lot) / Open Interest at the End of This Month (Lots)					Hari Perdagangan / Trading Days (Days)				
		2008	2009	2010	2011	2012	2008	2009	2010	2011	2012	2008	2009	2010	2011	2012	2008	2009	2010	2011	2012
1	Januari/January	-	-	-	-	1,147	-	-	-	-	1,429	-	-	-	-	-	-	-	-	-	20
2	Pebruari/February	-	-	-	-	412	-	-	-	-	463	-	-	-	-	-	-	-	-	-	21
3	Maret/March	-	-	-	-	102	-	-	-	-	159	-	-	-	-	-	-	-	-	-	22
4	April/April	-	-	-	-	132	-	-	-	-	141	-	-	-	-	-	-	-	-	-	20
5	Mei/May	-	-	-	-	75	-	-	-	-	80	-	-	-	-	-	-	-	-	-	23
6	Juni/June	-	-	-	-	75	-	-	-	-	76	-	-	-	-	-	-	-	-	-	23
7	Juli/July	-	-	-	-	151	-	-	-	-	158	-	-	-	-	-	-	-	-	-	22
8	Agustus/August	-	-	-	-	524	-	-	-	-	533	-	-	-	-	-	-	-	-	-	23
9	September/September	-	-	-	-	571	-	-	-	-	581	-	-	-	-	-	-	-	-	-	20
10	Oktober /October	-	-	-	-		-	-	-	-		-	-	-	-	-	-	-	-	-	
11	Nopember/November	-	-	-	-		-	-	-	-		-	-	-	-	-	-	-	-	-	
12	Desember/December	-	-	-	1,340		-	-	-	-		-	-	-	-	-	-	-	-	22	

Crude Palm Oil (CPOTR)

Indonesia Commodity & Derivatives Exchange (ICDX)

No.	Bulan / Month	Transaksi (Kali)/Frequency (Times)					Volume (lot) /Volume (Lots)					Open Interest pada akhir bulan (lot) / Open Interest at the End of This Month (Lots)					Hari Perdagangan / Trading Days (Days)				
		2008	2009	2010	2011	2012	2008	2009	2010	2011	2012	2008	2009	2010	2011	2012	2008	2009	2010	2011	2012
1	Januari/January	-	-	-	11,233	23,091	-	-	-	42,734	62,550	-	-	-	-	-	-	-	-	21	20
2	Pebruari/February	-	-	-	9,314	24,920	-	-	-	41,249	63,681	-	-	-	-	-	-	-	-	17	21
3	Maret/March	-	-	-	14,623	26,098	-	-	-	53,366	70,885	-	-	-	-	-	-	-	-	23	22
4	April/April	-	-	-	13,521	27,884	-	-	-	46,543	66,325	-	-	-	-	-	-	-	-	20	20
5	Mei/May	-	-	-	11,492	29,663	-	-	-	53,018	70,602	-	-	-	-	-	-	-	-	22	23
6	Juni/June	-	-	-	11,519	34,535	-	-	-	55,099	73,589	-	-	-	-	-	-	-	-	22	21
7	Juli/July	-	-	-	12,458	32,752	-	-	-	63,061	74,148	-	-	-	-	-	-	-	-	21	22
8	Agustus/August	-	-	-	15,293	33,398	-	-	-	56,212	71,749	-	-	-	-	-	-	-	-	23	23
9	September/September	-	-	-	22,371	26,521	-	-	-	78,660	60,799	-	-	-	-	-	-	-	-	22	20
10	Oktober /October	-	-	-	35,429		-	-	-	99,976		-	-	-	-	-	-	-	-	21	
11	Nopember/November	-	-	-	38,422		-	-	-	102,560		-	-	-	-	-	-	-	-	22	
12	Desember/December	-	-	-	31,436		-	-	-	79,287		-	-	-	-	-	-	-	-	22	

Kakao / Cocoa (CC5)
Jakarta Futures Exchange (JFX)

No.	Bulan / Month	Transaksi (Kali)/Frequency (Times)					Volume (lot) /Volume (Lots)					Open Interest pada akhir bulan (lot) / Open Interest at the End of This Month (Lots)					Hari Perdagangan / Trading Days (Days)				
		2008	2009	2010	2011	2012	2008	2009	2010	2011	2012	2008	2009	2010	2011	2012	2008	2009	2010	2011	2012
1	Januari/January	-	-	-	-	2,205	-	-	-	-	3,520	-	-	-	-	-	-	-	-	-	22
2	Pebruari/February	36	109	133	226	81	40	223	133	602	1,001	-	1	-	-	-	20	20	19	18	21
3	Maret/March	-	-	-	-	4,099	-	-	-	-	4,187	-	-	-	-	-	-	-	-	-	22
4	April/April	-	-	-	-	3,003	-	-	-	-	4,785	-	-	-	-	-	-	-	-	-	21
5	Mei/May	-	-	-	-	3,338	-	-	-	-	3,665	-	-	-	-	-	-	-	-	-	23
6	Juni/June	-	-	-	-	3,512	-	-	-	-	3,682	-	-	-	-	-	-	-	-	-	21
7	Juli/July	-	-	-	-	3,362	-	-	-	-	3,837	-	-	-	-	-	-	-	-	-	22
8	Agustus/August	-	-	-	-	3,043	-	-	-	-	4,924	-	-	-	-	-	-	-	-	-	23
9	September/September	-	-	-	-	-	-	-	-	-	-	-	-	-	-	-	-	-	-	-	-
10	Oktober /October	-	-	-	-	-	-	-	-	-	-	-	-	-	-	-	-	-	-	-	-
11	Nopember/November	-	-	-	-	-	-	-	-	-	-	-	-	-	-	-	-	-	-	-	-
12	Desember/December	-	-	-	618	-	-	-	-	1,659	-	-	-	-	-	-	-	-	-	20	-

Emas / Gold (GOL)
Jakarta Futures Exchange (JFX)

No.	Bulan / Month	Transaksi (Kali)/Frequency (Times)					Volume (lot) /Volume (Lots)					Open Interest pada akhir bulan (lot) / Open Interest at the End of This Month (Lots)					Hari Perdagangan / Trading Days (Days)				
		2008	2009	2010	2011	2012	2008	2009	2010	2011	2012	2008	2009	2010	2011	2012	2008	2009	2010	2011	2012
1	Januari/January	96	106	173	172	106	96	208	173	336	1,021	-	-	-	-	-	20	19	20	21	22
2	Pebruari/February	36	109	133	226	81	40	223	133	602	1,001	-	1	-	-	-	20	20	19	18	21
3	Maret/March	-	126	148	242	189	-	249	148	557	1,364	-	1	-	-	-	17	20	22	23	22
4	April/April	-	112	140	208	140	-	222	140	580	1,470	-	-	-	-	-	22	21	21	20	21
5	Mei/May	-	127	131	181	98	-	246	135	390	1,144	-	-	-	-	-	20	20	21	22	23
6	Juni/June	-	177	150	188	122	-	326	155	548	2,166	-	-	-	-	-	21	22	22	22	21
7	Juli/July	-	50	158	202	160	-	78	166	800	1,972	-	-	-	-	-	22	22	22	21	22
8	Agustus/August	-	137	206	128	82	-	260	266	398	1,374	-	-	-	-	-	20	20	22	21	23
9	September/September	-	152	289	190		-	303	489	928		-	-	17	-		20	18	19	22	
10	Oktober /October	-	198	245	224		-	379	485	1,092		-	-	-	-		20	22	21	21	
11	Nopember/November	78	190	205	143		177	345	471	1,997		-	-	-	-		20	20	21	22	
12	Desember/December	166	118	181	106		230	250	333	946		-	-	-	15		19	21	21	20	

Emas / Gold (GOL100)
Jakarta Futures Exchange (JFX)

No.	Bulan / Month	Transaksi (Kali)/Frequency (Times)					Volume (lot) /Volume (Lots)					Open Interest pada akhir bulan (lot) / Open Interest at the End of This Month (Lots)					Hari Perdagangan / Trading Days (Days)				
		2008	2009	2010	2011	2012	2008	2009	2010	2011	2012	2008	2009	2010	2011	2012	2008	2009	2010	2011	2012
1	Januari/January	-	-	-	-	-	-	-	-	-	-	-	-	-	-	-	-	-	-	-	-
2	Pebruari/February	-	-	-	-	-	-	-	-	-	-	-	1	-	-	-	-	-	-	-	-
3	Maret/March	-	-	-	-	-	-	-	-	-	-	-	1	-	-	-	-	-	-	-	-
4	April/April	-	-	-	-	-	-	-	-	-	-	-	-	-	-	-	-	-	-	-	-
5	Mei/May	-	-	-	-	-	-	-	-	-	-	-	-	-	-	-	-	-	-	-	-
6	Juni/June	-	-	-	-	-	-	-	-	-	-	-	-	-	-	-	-	-	-	-	-
7	Juli/July	-	-	-	-	115	-	-	-	-	578	-	-	-	-	-	-	-	-	-	22
8	Agustus/August	-	-	-	-	119	-	-	-	-	1,551	-	-	-	-	-	-	-	-	-	23
9	September/September	-	-	-	-	-	-	-	-	-	-	-	-	17	-	-	-	-	-	-	-
10	Oktober /October	-	-	-	-	-	-	-	-	-	-	-	-	-	-	-	-	-	-	-	-
11	Nopember/November	-	-	-	-	-	-	-	-	-	-	-	-	-	-	-	-	-	-	-	-
12	Desember/December	-	-	-	-	-	-	-	-	-	-	-	-	-	15	-	-	-	-	-	-

Emas / Gold (GOL250)
Jakarta Futures Exchange (JFX)

No.	Bulan / Month	Transaksi (Kali)/Frequency (Times)					Volume (lot) /Volume (Lots)					Open Interest pada akhir bulan (lot) / Open Interest at the End of This Month (Lots)					Hari Perdagangan / Trading Days (Days)				
		2008	2009	2010	2011	2012	2008	2009	2010	2011	2012	2008	2009	2010	2011	2012	2008	2009	2010	2011	2012
1	Januari/January	-	-	-	599	449	-	-	-	1,427	2,007	-	-	-	-	-	-	-	-	21	22
2	Pebruari/February	-	-	-	470	395	-	-	-	1,369	2,047	-	-	-	-	-	-	-	-	18	21
3	Maret/March	-	-	-	386	534	-	-	-	977	2,043	-	-	-	-	-	-	-	-	23	22
4	April/April	-	-	-	356	639	-	-	-	982	2,143	-	-	-	-	-	-	-	-	20	21
5	Mei/May	-	-	-	293	817	-	-	-	1,103	1,144	-	-	-	-	-	-	-	-	22	23
6	Juni/June	-	-	-	331	374	-	-	-	1,206	2,678	-	-	-	-	-	-	-	-	22	21
7	Juli/July	-	-	-	343	1,301	-	-	-	1,648	3,463	-	-	-	-	-	-	-	-	21	22
8	Agustus/August	-	-	-	255	606	-	-	-	1,144	2,224	-	-	-	-	-	-	-	-	21	23
9	September/September	-	-	-	432		-	-	-	2,312		-	-	-	-	-	-	-	-	22	
10	Oktober /October	-	-	-	557		-	-	-	2,360		-	-	-	-	-	-	-	-	21	
11	Nopember/November	-	-	-	487		-	-	-	2,324		-	-	-	-	-	-	-	-	22	
12	Desember/December	-	-	-	537		-	-	-	2,347		-	-	-	-	-	-	-	-	20	

Emas / Gold (GOLDGR)

Indonesia Commodity & Derivatives Exchange (ICDX)

No.	Bulan / Month	Transaksi (Kali)/Frequency (Times)					Volume (lot) /Volume (Lots)					Open Interest pada akhir bulan (lot) / Open Interest at the End of This Month (Lots)					Hari Perdagangan / Trading Days (Days)				
		2008	2009	2010	2011	2012	2008	2009	2010	2011	2012	2008	2009	2010	2011	2012	2008	2009	2010	2011	2012
1	Januari/January	-	-	-	235	43	-	-	-	780	235	-	-	-	-	-	-	-	-	21	20
2	Pebruari/February	-	-	-	221	101	-	-	-	630	397	-	-	-	-	-	-	-	-	17	21
3	Maret/March	-	-	-	461	32	-	-	-	1,265	348	-	-	-	-	-	-	-	-	23	22
4	April/April	-	-	-	432	61	-	-	-	1,284	397	-	-	-	-	-	-	-	-	18	20
5	Mei/May	-	-	-	1,143	62	-	-	-	2,264	466	-	-	-	-	-	-	-	-	22	23
6	Juni/June	-	-	-	551	91	-	-	-	1,107	625	-	-	-	-	-	-	-	-	22	21
7	Juli/July	-	-	-	479	118	-	-	-	882	579	-	-	-	-	-	-	-	-	21	22
8	Agustus/August	-	-	-	728	80	-	-	-	1,903	572	-	-	-	-	-	-	-	-	23	23
9	September/September	-	-	-	231	114	-	-	-	618	778	-	-	-	-	-	-	-	-	22	20
10	Oktober /October	-	-	-	266		-	-	-	989		-	-	-	-	-	-	-	-	21	
11	Nopember/November	-	-	-	178		-	-	-	668		-	-	-	-	-	-	-	-	22	
12	Desember/December	-	-	-	86		-	-	-	419		-	-	-	-	-	-	-	-	22	

Gulir Emas / Rolling Gold (KGE)
Jakarta Futures Exchange (JFX)

No.	Bulan / Month	Transaksi (Kali)/Frequency (Times)					Volume (lot) /Volume (Lots)					Open Interest pada akhir bulan (lot) / Open Interest at the End of This Month (Lots)					Hari Perdagangan / Trading Days (Days)				
		2008	2009	2010	2011	2012	2008	2009	2010	2011	2012	2008	2009	2010	2011	2012	2008	2009	2010	2011	2012
1	Januari/January	-	-	-	-	-	-	-	-	-	-	-	-	-	-	-	20	19	20	21	22
2	Pebruari/February	-	-	-	-	-	-	-	-	-	-	-	-	-	-	-	20	20	19	18	21
3	Maret/March	-	-	-	-	2	-	-	-	-	2	-	-	-	-	-	17	20	22	23	22
4	April/April	-	-	-	-	56	-	-	-	-	1,918	-	-	-	-	2	22	21	21	20	21
5	Mei/May	-	-	-	-	38	-	-	-	-	1,940	-	-	-	-	-	20	20	21	22	23
6	Juni/June	334	-	-	-	66	328	-	-	-	1,066	-	-	-	-	-	21	22	22	22	21
7	Juli/July	296	-	-	-	79	695	-	-	-	2,523	-	-	-	-	-	22	22	22	21	22
8	Agustus/August	422	-	1	-	24	422	-	1	-	172	-	-	-	-	-	20	20	22	21	23
9	September/September	342	-	140	-	-	436	-	172	-	-	-	-	-	-	-	20	18	19	22	-
10	Oktober /October	588	-	100	-	-	3,060	-	100	-	-	-	-	-	-	-	20	22	21	21	-
11	Nopember/November	66	-	10	-	-	66	-	20	-	-	-	-	-	-	-	20	20	21	22	-
12	Desember/December	16	-	-	-	-	96	-	-	-	-	-	-	-	-	-	19	21	21	20	-

Gulir Emas / Rolling Gold (KGEUSD)
Jakarta Futures Exchange (JFX)

No.	Bulan / Month	Transaksi (Kali)/Frequency (Times)					Volume (lot) /Volume (Lots)					Open Interest pada akhir bulan (lot) / Open Interest at the End of This Month (Lots)					Hari Perdagangan / Trading Days (Days)				
		2008	2009	2010	2011	2012	2008	2009	2010	2011	2012	2008	2009	2010	2011	2012	2008	2009	2010	2011	2012
1	Januari/January	-	-	180	163	68	-	-	224	910	1,488	-	-	21	-	-	-	19	20	21	22
2	Pebruari/February	-	29	60	126	92	-	63	73	730	1,590	-	5	11	-	-	-	20	19	18	21
3	Maret/March	-	55	-	138	50	-	81	-	836	1,100	-	6	11	-	-	-	20	22	23	22
4	April/April	-	62	-	150	101	-	95	-	941	1,072	-	2	11	-	-	-	21	21	20	21
5	Mei/May	-	108	-	147	266	-	143	-	928	1,805	-	5	11	-	-	-	20	21	22	23
6	Juni/June	-	100	-	150	67	-	104	-	940	631	-	3	11	-	-	-	22	22	22	21
7	Juli/July	-	68	-	132	27	-	70	-	1,171	533	-	3	11	13	-	-	22	22	21	22
8	Agustus/August	-	61	-	79	36	-	50	-	1,162	548	-	5	11	36	-	-	20	22	21	23
9	September/September	-	168	164	72		-	178	962	1,170		-	6	21	80		-	18	19	22	
10	Oktober /October	-	371	170	82		-	398	954	1,062		-	15	-	82		-	22	21	21	
11	Nopember/November	-	341	163	64		-	384	910	1,176		-	5	-	82		-	20	21	22	
12	Desember/December	-	469	163	70		-	672	910	1,589		-	53	-	-		-	21	21	20	

Gulir Indeks Emas/Rolling Gold Index (KIE)
Jakarta Futures Exchange (JFX)

No.	Bulan / Month	Transaksi (Kali)/Frequency (Times)					Volume (lot) /Volume (Lots)					Open Interest pada akhir bulan (lot) / Open Interest at the End of This Month (Lots)					Hari Perdagangan / Trading Days (Days)				
		2008	2009	2010	2011	2012	2008	2009	2010	2011	2012	2008	2009	2010	2011	2012	2008	2009	2010	2011	2012
1	Januari/January	188	210	44	107	171	5,330	471	729	863	2,122	4,434	1,250	1,302	60	246	20	19	20	21	22
2	Pebruari/February	125	154	19	118	146	2,210	438	297	898	1,810	3,187	1,253	1,062	87	-	20	20	19	18	21
3	Maret/March	226	124	2	158	142	1,840	317	8	1,425	2,206	4,107	1,192	1,054	92	-	17	20	22	23	22
4	April/April	263	172	7	97	281	5,070	503	19	844	2,653	4,062	1,131	1,035	119	14	22	21	21	20	21
5	Mei/May	1,816	106	20	108	146	2,267	213	365	1,075	2,388	4,076	1,149	1,292	119	14	20	20	21	22	23
6	Juni/June	4,521	132	11	109	147	4,521	580	209	1,073	2,398	1,645	1,162	1,086	121	14	21	22	22	22	21
7	Juli/July	137	150	6	157	119	1,799	767	55	1,705	2,101	1,082	1,148	1,034	121	14	22	22	22	21	22
8	Agustus/August	156	80	6	234	115	1,713	333	17	2,529	2,343	1,331	1,353	1,040	140	14	20	20	22	21	23
9	September/September	326	86	86	216		4,077	500	422	2,480		2,451	1,258	1,040	154		20	18	19	22	
10	Oktober /October	564	229	92	242		7,142	2,356	542	2,907		1,184	1,347	50	154		20	22	21	21	
11	Nopember/November	542	138	157	206		8,218	974	984	2,464		1,218	1,335	-	158		20	20	21	22	
12	Desember/December	539	43	126	176		900	253	809	2,116		1,205	1,335	-	-		19	21	21	20	

Tunda Serah Emas (GOLDID)
Indonesia Commodity & Derivatives Exchange (ICDX)

No.	Bulan / Month	Transaksi (Kali)/Frequency (Times)					Volume (lot) /Volume (Lots)					Open Interest pada akhir bulan (lot) / Open Interest at the End of This Month (Lots)					Hari Perdagangan / Trading Days (Days)				
		2008	2009	2010	2011	2012	2008	2009	2010	2011	2012	2008	2009	2010	2011	2012	2008	2009	2010	2011	2012
1	Januari/January	-	-	-	-	394	-	-	-	-	911	-	-	-	-	-	-	-	-	-	20
2	Pebruari/February	-	-	-	-	259	-	-	-	-	488	-	-	-	-	-	-	-	-	-	21
3	Maret/March	-	-	-	-	300	-	-	-	-	569	-	-	-	-	-	-	-	-	-	22
4	April/April	-	-	-	187	282	-	-	-	2,139	472	-	-	-	-	-	-	-	-	18	20
5	Mei/May	-	-	-	235	245	-	-	-	1,011	509	-	-	-	-	-	-	-	-	22	23
6	Juni/June	-	-	-	298	233	-	-	-	630	669	-	-	-	-	-	-	-	-	22	21
7	Juli/July	-	-	-	199	129	-	-	-	418	276	-	-	-	-	-	-	-	-	21	22
8	Agustus/August	-	-	-	435	220	-	-	-	1,251	461	-	-	-	-	-	-	-	-	23	23
9	September/September	-	-	-	241	88	-	-	-	639	96	-	-	-	-	-	-	-	-	22	20
10	Oktober /October	-	-	-	78		-	-	-	217		-	-	-	-	-	-	-	-	21	
11	Nopember/November	-	-	-	117		-	-	-	355		-	-	-	-	-	-	-	-	22	
12	Desember/December	-	-	-	212		-	-	-	355		-	-	-	-	-	-	-	-	22	

Tunda Serah Emas (GOLDUD)

Indonesia Commodity & Derivatives Exchange (ICDX)

No.	Bulan / Month	Transaksi (Kali)/Frequency (Times)					Volume (lot) /Volume (Lots)					Open Interest pada akhir bulan (lot) / Open Interest at the End of This Month (Lots)					Hari Perdagangan / Trading Days (Days)				
		2008	2009	2010	2011	2012	2008	2009	2010	2011	2012	2008	2009	2010	2011	2012	2008	2009	2010	2011	2012
1	Januari/January	-	-	-	-	1,173	-	-	-	-	4,687	-	-	-	-	-	-	-	-	-	20
2	Pebruari/February	-	-	-	-	3,496	-	-	-	-	10,596	-	-	-	-	-	-	-	-	-	21
3	Maret/March	-	-	-	-	2,222	-	-	-	-	8,713	-	-	-	-	-	-	-	-	-	22
4	April/April	-	-	-	492	5,575	-	-	-	9,845	17,994	-	-	-	-	-	-	-	-	18	20
5	Mei/May	-	-	-	1,084	3,275	-	-	-	21,456	14,333	-	-	-	-	-	-	-	-	22	23
6	Juni/June	-	-	-	1,118	2,233	-	-	-	6,499	10,052	-	-	-	-	-	-	-	-	22	21
7	Juli/July	-	-	-	1,843	2,602	-	-	-	5,719	11,654	-	-	-	-	-	-	-	-	21	22
8	Agustus/August	-	-	-	2,026	1,736	-	-	-	8,804	6,972	-	-	-	-	-	-	-	-	23	23
9	September/September	-	-	-	1,194	2,353	-	-	-	4,192	8,077	-	-	-	-	-	-	-	-	22	20
10	Oktober /October	-	-	-	1,323		-	-	-	3,007		-	-	-	-	-	-	-	-	21	
11	Nopember/November	-	-	-	3,396		-	-	-	13,035		-	-	-	-	-	-	-	-	22	
12	Desember/December	-	-	-	1,312		-	-	-	6,391		-	-	-	-	-	-	-	-	22	

6. Harga Komoditi
Di Pasar Spot Lokal dan Internasional
Prices of Commodities at Local Spots and International Markets

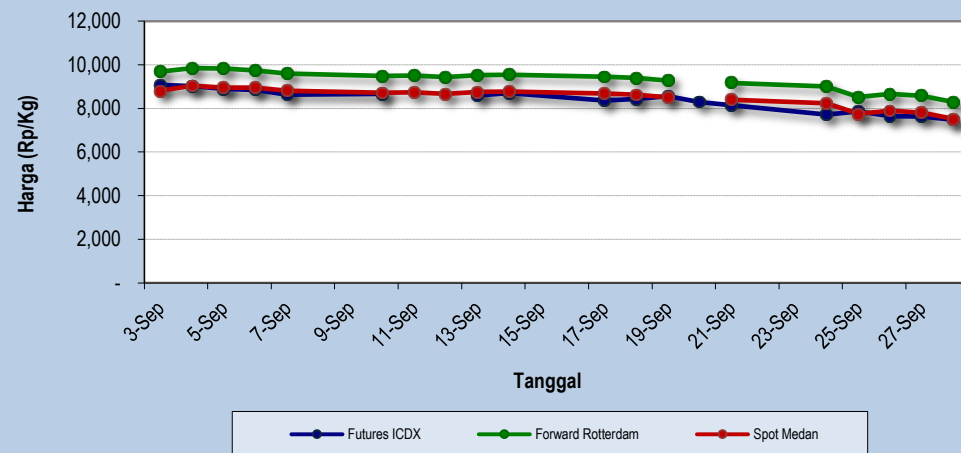
September / September 2012																									
NO.	KOMODITAS	PASAR	BULAN PENYERAHAN	TANGGAL																		Rata2 bulan ini	Rata2 bulan lalu	Perubahan	
				3	4	5	6	7	10	11	12	13	14	17	18	19	21	24	25	26	27				28
1.	Minyak Kelapa Sawit	Rotterdam (US\$/Ton)	Okt'12	-	-	-	1,015.0	1,000.0	990.0	992.5	985.0	995.0	997.5	1,000.0	990.0	972.5	960.0	942.5	890.0	905.0	895.0	865.0	962.2	-	-
			Okt'12/Des'12	1,010.0	1,027.5	1,025.0	1,030.0	1,005.0	-	-	-	-	-	-	-	-	-	-	-	-	-	-	1,019.5	1,002.2	17.26
			Nov'12/Des'12	-	-	-	-	-	1,002.5	1,005.0	1,005.0	1,005.0	1,005.0	1,010.0	1,005.0	987.5	977.5	962.5	920.0	-	-	-	989.6	-	-
			Jan'13/Mar'13	1,025	1,043	1,040	-	1,015	1,008	1,015	1,015	1,020	1,015	1,030	1,015	1,010	955	975	945	-	-	-	1,008	997	11.04
		Medan (Rp/Kg)	SPOT	8,812	9,044	8,958	8,962	8,819	8,715	8,744	8,662	8,758	8,777	8,688	8,633	8,515	8,406	8,241	7,757	7,900	7,813	7,524	8,512	8,706	(194.4)
2.	Olein	Rotterdam (US\$/Ton)	Okt'12	995.0	1,005.0	1,010.0	985.0	965.0	965.0	970.0	970.0	975.0	965.0	-	-	-	-	-	-	895.0	-	-	972.7	3,990.0	(3,017.27)
			Nov'12/Des'12	995.0	1,005.0	1,027.5	997.5	980.0	992.5	-	985.0	987.5	982.5	995.0	985.0	962.5	-	940.0	-	-	-	-	987.3	3,247.5	(2,260.19)
			Jan'13/Mar'13	1,010.0	1,025.0	1,032.5	1,015.0	997.5	992.5	995.0	997.5	1,002.5	1,005.0	1,017.5	1,002.5	982.5	972.5	960.0	925.0	-	912.5	915.0	986.7	1,427.8	(441.09)
		Jakarta (Rp/Kg)	SPOT	9,455.0	9,480.0	9,605.0	9,580.0	9,395.0	9,305.0	8,180.0	9,195.0	9,150.0	9,215.0	9,230.0	9,280.0	9,125.0	9,115.0	9,005.0	8,755.0	8,920.0	8,660.0	8,500.0	9,113.2	9,340.5	(227.37)
3.	Minyak Kelapa	Rotterdam (US\$/Ton)	Sep'12/Okt'12	995.0	1,000.0	1,000.0	980.0	-	945.0	945.0	-	-	-	-	-	-	-	-	-	-	-	-	977.5	956.1	21.5
			Okt'12/Nov'12	1,005.0	1,010.0	1,010.0	980.0	965.0	955.0	955.0	960.0	970.0	975.0	975.0	995.0	980.0	965.0	940.0	940.0	-	920.0	-	970.6	959.4	11.2
			Nov'12/Des'12	1,015	1,020	1,020	1,000	975	965	965	980	980	985	985	1,005	990	975	960	950	950	925	920	977	1,013.0	(35.9)
		Bitung (Rp/Kg)	SPOT	9,197.0	9,238.0	9,248.0	9,058.0	8,914.0	8,711.0	8,716.0	8,852.0	8,948.0	8,992.0	8,876.0	9,109.0	9,016.0	8,881.0	8,642.0	8,660.0	8,757.0	8,475.0	8,570.0	8,887.4	9,210.1	(322.7)
4.	Kakao	New York (US\$/Ton)	Des'12	2,610	2,610	2,521	2,654	2,691	2,676	2,653	2,632	2,631	2,613	2,642	2,584	2,532	2,519	2,521	2,446	2,483	2,469	2,482	2,577	2,443	134.7
			Mar'13	2,617	2,617	2,559	2,660	2,694	2,680	2,660	2,641	2,642	2,625	2,653	2,597	2,545	2,533	2,534	2,460	2,495	2,482	2,496	2,589	2,462	127.4
			Mei'13	2,620	2,620	2,565	2,665	2,700	2,687	2,669	2,650	2,651	2,631	2,659	2,606	2,554	2,539	2,542	2,470	2,502	2,491	2,506	2,596	2,469	127.4
		Makassar (Rp/Kg)	SPOT	21,662	21,646	21,103	22,100	22,457	22,290	22,083	21,857	20,587	20,413	20,411	19,981	19,623	19,527	19,550	18,908	19,245	19,137	19,252	20,623	19,869	753.3

Sambungan / Continued

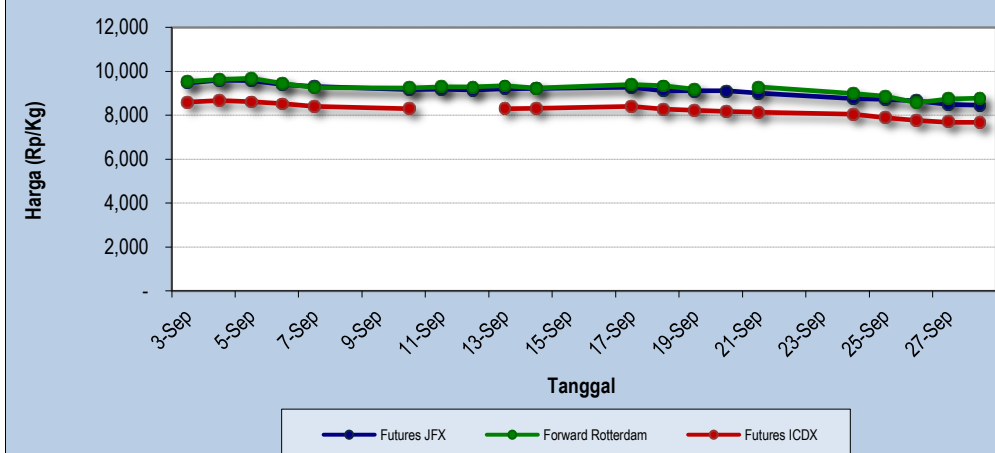
																							September / September 2012		
NO.	KOMODITAS	PASAR	BULAN PENYERAHAN	TANGGAL																		Rata2 bulan ini	Rata2 bulan lalu	Perubahan	
				3	4	5	6	7	10	11	12	13	14	17	18	19	21	24	25	26	27				28
5.	Kopi Arabika	New York (Sen US\$/Lbs)	Sep'12	164.55	164.55	164.90	160.45	157.90	162.70	173.40	177.25	177.15	178.50	180.80	175.05	177.40	177.40	173.30	-	-	-	-	171.02	167.41	3.6
Des'12			164.8	164.8	165.3	160.6	158.2	163.1	173.7	177.7	177.5	178.9	181.1	175.7	177.5	177.5	177.4	172.3	173.7	169.5	174.3	171.8	169.5	2.2	
Mar'13			168.5	168.5	169.1	164.3	161.9	166.6	177.0	181.2	181.2	182.6	184.9	179.6	181.4	172.6	180.2	176.4	177.7	173.5	178.3	175.0	172.2	2.8	
6.	Kopi Robusta	London (US\$/Ton)	Sep'12	2,038	2,066	2,045	2,019	2,012	2,049	2,059	2,029	2,050	2,059	2,060	2,041	2,005	2,041	2,083	2,084	2,144	2,130	2,188	2,063	2,113	(50.0)
Nov'12			2,077	2,094	2,081	2,038	2,012	2,049	2,059	2,066	2,073	2,082	2,083	-	2,024	2,041	2,083	2,084	2,144	2,130	2,188	2,078	2,133	(55.1)	
Jan'13			2,092	2,101	2,093	2,054	2,027	2,061	2,069	2,079	2,088	2,095	2,007	2,081	2,042	2,056	2,099	2,102	2,154	2,144	2,201	2,087	2,018	68.3	
B. Lampung (Rp/Kg)		SPOT	19,717	19,717	19,747	19,717	19,717	19,717	19,257	19,137	19,135	19,343	19,255	19,676	18,774	18,768	19,548	20,689	19,373	19,448	19,366	19,479	16,339	3,139.7	
7.	Karet	Singapore(TSR-20)	Okt'12	253.5	258.4	257.5	252.9	255.6	257.0	265.7	268.1	275.3	272.8	290.2	291.2	289.3	285.2	287.4	284.7	285.1	282.5	284.1	273.5	262.6	11.0
Nov'12			254.5	262.2	258.0	254.0	257.0	258.3	266.4	268.8	275.7	273.9	291.5	292.5	290.7	287.1	289.0	286.2	285.7	284.3	287.0	274.9	256.4	18.5	
Des'12			-	-	259.9	254.7	258.1	259.0	267.3	270.2	277.0	274.7	292.0	293.0	292.0	288.2	290.0	287.0	286.0	286.0	288.3	277.9	-	-	
Palembang (Rp/Kg)		SPOT	24,346	24,328	24,354	23,922	24,184	24,293	25,142	25,343	26,033	25,780	27,093	27,311	27,285	26,925	27,141	26,939	26,977	26,756	26,904	25,845	24,568	1,276.7	
8.	Jagung	Chicago (Sen US\$/Bushel)	Sep'12	802.75	802.75	807.00	789.75	797.25	795.00	781.00	782.25	771.00	776.75	-	-	-	-	-	-	-	-	790.55	802.27	(11.7)	
Des'12			799.75	799.75	805.00	790.75	798.50	799.50	783.25	777.75	769.50	777.75	782.00	748.00	740.00	746.00	748.25	744.75	743.75	724.75	716.25	768.17	806.01	(37.8)	
Mar'13			802.00	802.00	807.75	794.75	801.50	802.50	787.25	781.25	773.25	777.75	786.00	752.50	744.00	749.50	751.00	748.75	747.50	728.50	719.50	771.43	808.14	(36.7)	
B. Lampung (Rp/Kg)		SPOT	2,271	2,269	2,282	2,241	2,259	2,251	2,219	2,219	2,192	2,205	2,292	2,117	2,110	2,127	2,133	2,129	2,126	2,082	2,061	2,189	2,249	(60.7)	
9.	Lada Putih Muntok	London (US\$/Ton)	SPOT	9,300	9,300	9,300	9,300	9,300	9,300	9,350	9,350	9,350	9,350	9,750	9,750	9,750	9,750	9,800	9,800	9,800	9,800	9,800	9,537	8,895	642.10
Sep'12			-	9150.00	9,150	9,150	9,150	9,150	9,200	9,200	9,200	9,200	9,500	9,500	9,500	9,500	9,600	9,600	9,600	9,600	9,600	9,364	-	-	
Pangkal Pinang (Rp/Kg)		SPOT	78,334	78,276	78,358	78,391	78,399	78,317	78,799	78,708	78,708	78,667	81,059	81,431	81,898	81,993	82,441	82,615	82,615	82,702	82,685	80,231	74,587	5,645	
10.	Lada Hitam ASTA	London (US\$/Ton)	SPOT	6800.00	6800.00	6800.00	6800.00	6800.00	6800.00	6900.00	6900.00	6900.00	6900.00	7100.00	7100.00	7100.00	7100.00	7700.00	7700.00	7700.00	7700.00	7700.00	7,121.05	4,984.21	2,136.84
Sep'12			-	6600.00	6600.00	6600.00	6600.00	6600.00	6700.00	6700.00	6700.00	6700.00	6900.00	6900.00	6900.00	6900.00	7600.00	7600.00	7,600	7,600	7,600	6,966.67	-	-	
B.Lampung (Rp/Kg)		SPOT	49,589	49,945	49,997	50,018	50,023	49,971	50,758	50,700	50,700	50,673	51,511	51,746	52,041	52,101	56,635	56,754	56,754	56,813	56,801	52,291	48,038	4,252.8	

7. Grafik Perkembangan Harga Komoditi *Historical Commodity Price Charts*

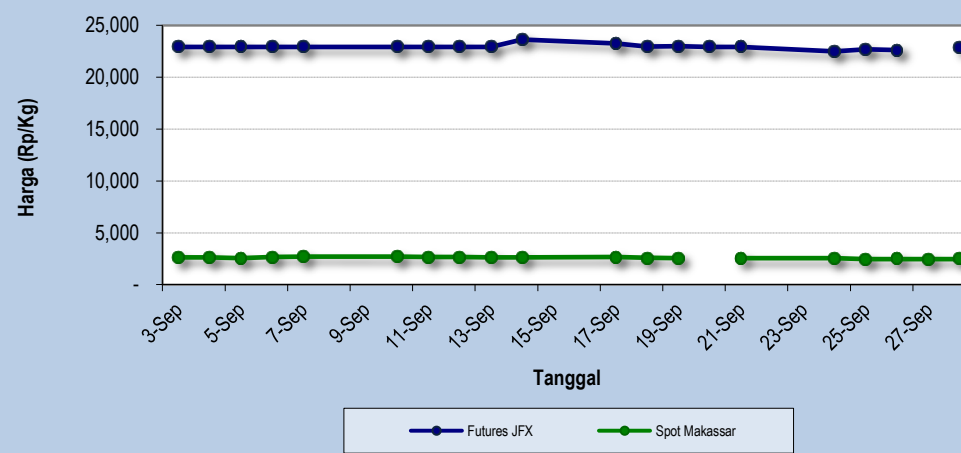
PERKEMBANGAN HARGA CPO
Bulan September 2012



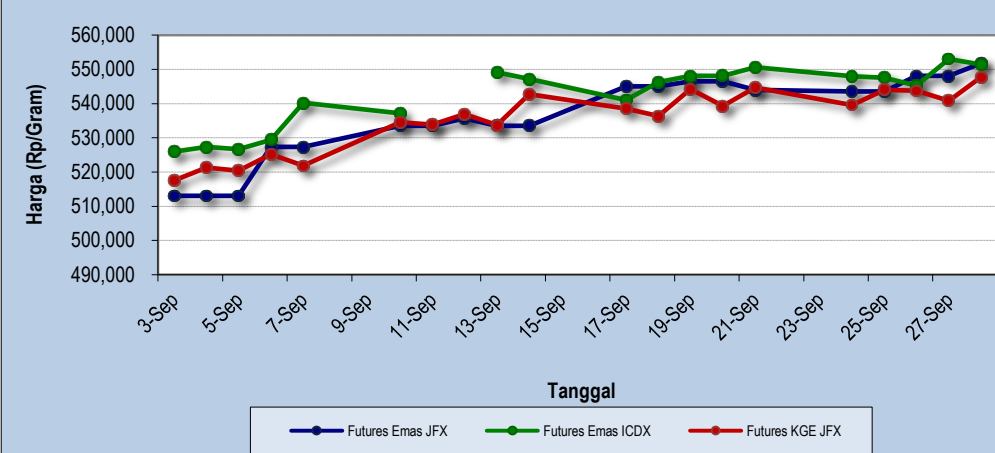
PERKEMBANGAN HARGA OLEIN
Bulan September 2012



PERKEMBANGAN HARGA KAKAO
Bulan September 2012



PERKEMBANGAN HARGA EMAS
Bulan September 2012



8. Rekapitulasi Penyelenggaraan Pasar Lelang Auction Market Activities Recapitulation

September / September 2012						
NO	TANGGAL	PENYELENGGARA	TRANSAKSI	KOMODITI	JUMLAH PENJUAL	JUMLAH PEMBELI
1	12 September 2012	Sumatera Barat	Rp 301,950,000	Beras, emping, coklat, gardamon, gardamunggu, gula/gula olahan, ikan bilis, karet, kacang - kacangan, kemiri, kerajinan sulaman, kerupuk, kopi, konveksi, bubuk, kulit manis, kue manis, kue basah, makanan ringan, makanan olahan, minuman segar, pala, permen, pinang, pupuk organik, sari buah, tembakau	305	88
2	17 September 2012	Lampung	Rp 772,950,000	Alpukat, batik, bibit tanaman, beras, cabe, coklat, gula merah, gula kelapa, jahe, jengkol, kayu manis, kelapa, kemiri, kopi, kunyit, nangka, petai, pepaya, pisang, sayur-mayur, sari jahe, tomat, udang	17	8
3	18 September 2012	Jawa Barat	Rp 12,430,625,000	Bawang merah, beras, cabe, cengkeh, gula pasir , gula merah, jahe, jagung, jambu, jeruk, kapulaga, kentang, kopi, minyak kelapa, minyak goreng, pepaya, pupuk organik, tebu, tomat, ubi jalar	12	7
4	19 September 2012	NTB	Rp 26,806,500,000	Beras, cabe, sapi, kacang hijau, rumput laut, jagung, kacang tanah, kubis/kol, kopi, pinang, mete, meubel, bawang merah, gula, tomat, jahe, sayur-sayuran, buah-buahan	301	88
5	19 September 2012	Sulawesi Selatan	Rp 2,329,600,000	Beras, cengkeh, jagung, kakao, rumput laut, tongkol jagung	5	3
6	20 September 2012	Sulawesi Utara	Rp 11,076,280,000	Ayam kampung, beras, cengkeh, coklat, dodol salak, gabah kering, gula merah, ikan, jagung, jahe merah, kelapa, kentang, kacang merah, kayu, kopra, perahu, rumag panggung, sayur-sayuran, salak telur itik, telur bebek, udang	20	11
7	20 September 2012	Bali	Rp 665,000,000	Cengkeh, labu, tomat, sapi	14	8
8	26 September 2012	Jawa Timur	Rp 9,076,350,000	Apel, ayam, bawang merah, bawang putih, beras, bumbu siap saji, buah-buahan, cabe, cengkeh, coklat, daging sapi, gula pasir, garam, jagung, jahe, jengkol, jeruk, kacang tanah, kacang hijau, kayu, kapulaga, kentang, kemiri, kubis/kol, kopra, kopi, mente, meubel, melon, minuman tonik apel, pinang, rempah-rempah, rumput laut, sapi, sari buah, sayur-sayuran, telur ayam, tomat, wortel	301	104
9	26 September 2012	Jawa Tengah	Rp 14,392,000,000	Arang, bawang merah, beras, cabe, gula kelapa, gula pasir, ikan, jagung, jambu, jeruk, kapulaga, katul, kentang, kubis/kol, kopi, melinjo, minyak goreng, salak, sapi, timun blewah, tomat	59	21
10	26 September 2012	DI Yogyakarta	Rp 12,752,000,000	Bawang merah, beras, belimbing, cabe, cengkeh, coklat, gula pasir, jagung, jambu, jengkol, kacang mete, kacang tanah, kayu manis, kentang, kemiri, kubis, kopi, minyak goreng, mocaf, pakaian, rumput laut, sapi, suplemen mineral, telur ayam, tomat buah, pinang	27	8
TOTAL TRANSAKSI			Rp 90,603,255,000			