

KATA PENGANTAR

Badan Pengawas Perdagangan Berjangka Komoditi (Bappebti) dengan bangga menerbitkan Buku Triwulan untuk Statistik Perdagangan Berjangka di Indonesia. Data transaksi perdagangan berjangka di dalam buku ini bersumber dari Jakarta Futures Exchange (JFX) dan Bursa Komoditi & Derivatif Indonesia (BKDI), sementara untuk harga komoditi di pasar fisik bersumber dari Reuters yang diolah oleh Bappebti dan rekap transaksi pasar lelang bersumber dari tiap daerah penyelenggara pasar lelang yang diolah oleh Bappebti.

Buku ini memuat informasi penting mengenai data transaksi fisik dan berjangka harian, seperti harga, volume perdagangan, *Open Interest* dan lain-lain.

Buku Triwulan Statistik diharapkan dapat membantu pembaca untuk mengetahui bagaimana perkembangan yang terjadi di pasar berjangka dan kaitannya dengan harga di pasar fisik. Diharapkan pula pembaca dapat menggunakan kemampuan analisisnya untuk memperoleh keinginan yang diperlukan.

Penghargaan dan terima kasih disampaikan kepada semua pihak yang telah membantu penyediaan data dan dokumen dasar ke Bappebti dalam penyusunan Buku Statistik Perdagangan Berjangka di Indonesia.

Kepada para pemakai data diharapkan saran dan kritik yang membangun guna penyempurnaan penerbitan buku ini.

Jakarta, April 2013

FOREWORD

The Commodity Futures Trading Regulatory Agency (CoFTRA) is proud to publish books for Statistics Quarterly Futures Trading in Indonesia. Futures trading transaction data in this book comes from the Jakarta Futures Exchange (JFX) and Indonesia Commodity & Derivatives Exchange (ICDX), while for the price of commodities in the physical market are sourced from Reuters and processed by CoFTRA, the auction market transactions are sourced from each region organizers auction market which is collected and arranged by CoFTRA .

This books contains important information on daily physical and futures transaction data such as price, trade volume, open interest, etc.

Books Quarterly Statistics is expected to help the reader to find out how developments in the futures market and its relation with the physical market price. Is also expected that the reader can use the analytical ability to obtain the necessary desire.

Appreciation and gratitude conveyed to all those who have helped provide basic data and documents into CoFTRA in preparing the Book Futures Trade Statistics in Indonesia.

To the users of data expected to suggestions and constructive criticism in order to improve the publication of this book.

Jakarta, April 2013

TEKNIK PENYAJIAN

Data statistik Perdagangan Berjangka Indonesia ini mulai didiseminasikan bulan Januari 2003. Data bersumber dari laporan harian yang disampaikan oleh PT. Jakarta Futures Exchange (JFX) dan Bursa Komoditi & Derivatif Indonesia (BKDI) kepada Badan Pengawas Perdagangan Berjangka Komoditi serta laporan transaksi pasar lelang yang disampaikan oleh penyelenggara lelang di masing-masing daerah. Cakupan penyajian dalam bentuk tabel meliputi hal-hal sebagai berikut :

1. Himpunan laporan harian transaksi kontrak-kontrak berjangka di BBJ dan BKDI yang disajikan secara bulanan.
2. Satuan kontrak untuk Olein 1 lot (OLE) = 20 ton ; 1 lot (OLE10) = 10 ton dan 1 lot (OLEINTR) = 10 ton
3. Satuan kontrak untuk CPO 1 lot (CPOTR) = 10 Ton.
4. Satuan kontrak untuk Kakao 1 lot (CC5) = 5 Ton.
5. Satuan kontrak untuk Emas 1 lot (GOL) = 1 kg, 1 lot (GOL100) = 100 gr, 1 lot (GOL250) = 250 gr, 1 lot (GOLDGR) = 100 gr , dan 1 lot (GOLDID, GOLDUD) = 10 Troy Ounce
6. Satuan kontrak untuk Gulir Emas 1 lot (KGE) = 1 Kg
7. Satuan kontrak untuk Gulir Indeks Emas (KIE) = Rp 10.000,- per angka indeks
8. Rata-rata volume perdagangan dan open interest disajikan dalam angka yang dibulatkan pada perhitungan akhir hari perdagangan bulan bersangkutan.
9. Angka harga rata-rata dibulatkan ke bawah berdasarkan fluktuasi harga minimum.
10. Statistik komoditi harga fisik di pasar domestik dan internasional bersumber dari Reuters yang diolah oleh Bappebti.
11. Rekap transaksi pasar lelang pada masing-masing daerah penyelenggara pasar lelang.

LEGENDS

The statistics Futures Trading Indonesia are disseminated in January 2003 by CoFTRA. Data obtained from the daily reports submitted by PT. Jakarta Futures Exchange (JFX) and Indonesia Commodity & Derivatives Exchange (ICDX) to CoFTRA and the auction market transaction reports submitted by the organizers of auctions in each region. Scope of statistic in the form of tables include the following:

1. *The set of daily reports of transactions in futures contracts that traded in PT. Jakarta Futures Exchange (JFX) and Indonesia Commodity & Derivatives Exchange (ICDX) which is presented on a monthly basis.*
2. *Contract size for Olein 1 lot (OLE) = 20 metric tonnes, 1 lot (OLE10) = 10 metric tonnes, and 1 lot (OLEINTR) = 10 metric tonnes*
3. *Contract size for Crude Palm oil 1 lot (CPOTR) = 10 metric tonnes*
4. *Contract size for Cocoa 1 lot (CC5) = 5 metric tonnes*
5. *Contract size for Gold 1 lot (GOL) = 1 kg, 1 lot (GOL100) = 100 gr, 1 lot (GOL250) = 250 gr, 1 lot (GOLDGR) = 100 gr, and 1 lot (GOLDID, GOLDUD) = 10 Troy Ounce .*
6. *Contract size for Rolliing Gold 1 lot (KGE) = 1 Kilogram*
7. *Contract Multiplier for Rolliing Gold Index (KIE) = Rp 10.000,- /index*
8. *The Average trading volume and open positions shown in the figures are rounded to the calculation of the final trading day of the month concerned.*
9. *The average of prices is rounded down to the minimum price fluctuation.*
10. *Price statistics of physical commodities in the domestic and international markets are qouted from Reuters that processed by CoFTRA.*
11. *Recapitulation of auction's market transactions in each local market organizers of the auction*

DAFTAR ISI**CONTENTS**

Kata Pengantar	i
<i>Preface</i>	
Teknik Penyajian	ii
<i>Legends</i>	
Daftar Isi	iii
<i>Contents</i>	
 A. JANUARI / JANUARY 2013	
1. Ikhtisar Pasar	1
<i>Overview of the Market</i>	
2. Harga Bulanan	6
<i>Monthly Prices</i>	
3. Harga Harian	10
<i>Daily Prices</i>	
4. Jumlah dan Volume Transaksi, dan <i>Open interest</i>	21
<i>Frequency and Volume and Open Interest</i>	
5. Jumlah dan Volume Transaksi, <i>Open interest</i> dan Hari Perdagangan Selama Lima Tahun	26
<i>Frequency and Volume, Open Interest, and Trading Days for Five Years</i>	
6. Harga Komoditi di Pasar Spot Lokal dan Internasional	40
<i>Prices of Commodities at Local Spots and International Markets</i>	

7. Grafik Perkembangan Harga Komoditi	42
<i>Historical Commodity Price Charts</i>	
8. Rekapitulasi Penyelenggaraan Pasar Lelang	43
<i>Auction Market Activities Rekapitulation</i>	

B. PEBRUARI / FEBRUARY 2013

1. Ikhtisar Pasar	44
<i>Overview of the Market</i>	
2. Harga Bulanan	49
<i>Monthly Prices</i>	
3. Harga Harian	53
<i>Daily Prices</i>	
4. Jumlah dan Volume Transaksi, dan <i>Open interest</i>	63
<i>Frequency and Volume and Open Interest</i>	
5. Jumlah dan Volume Transaksi, <i>Open interest</i> dan Hari Perdagangan Selama Lima Tahun	68
<i>Frequency and Volume, Open Interest, and Trading Days for Five Years</i>	
6. Harga Komoditi di Pasar Spot Lokal dan Internasional	82
<i>Prices of Commodities at Local Spots and International Markets</i>	
7. Grafik Perkembangan Harga Komoditi	84
<i>Historical Commodity Price Charts</i>	
8. Rekapitulasi Penyelenggaraan Pasar Lelang	85
<i>Auction Market Activities Rekapitulation</i>	

C. MARET / MARCH 2013

1. Ikhtisar Pasar	86
<i>Overview of the Market</i>	
2. Harga Bulanan	91
<i>Monthly Prices</i>	
3. Harga Harian	95
<i>Daily Prices</i>	
4. Jumlah dan Volume Transaksi, dan <i>Open interest</i>	105
<i>Frequency and Volume and Open Interest</i>	
5. Jumlah dan Volume Transaksi, <i>Open interest</i> dan Hari Perdagangan Selama Lima Tahun	110
<i>Frequency and Volume, Open Interest, and Trading Days for Five Years</i>	
6. Harga Komoditi di Pasar Spot Lokal dan Internasional	124
<i>Prices of Commodities at Local Spots and International Markets</i>	
7. Grafik Perkembangan Harga Komoditi	126
<i>Historical Commodity Price Charts</i>	
8. Rekapitulasi Penyelenggaraan Pasar Lelang	127
<i>Auction Market Activities Rekapitulation</i>	

1. Ikhtisar Pasar Overview of The Market

<div>Kontrak (Contract) / bulan (Month)</div> <div>Uraian (Items)</div>	Olein (OLE) Jakarta Futures Exchange (JFX)			Olein (OLE10) Jakarta Futures Exchange (JFX)			RBD PALM OLEIN (OLEINTR) Indonesia Commodity & Derivatives Exchange (ICDX)		
	Des'12	Jan'13	Perubahan / Change	Des'12	Jan'13	Perubahan / Change	Des'12	Jan'13	Perubahan / Change
Hari perdagangan (hari) Trading Days (days)	19	22	3	19	22	3	19	20	1
Jumlah Transaksi (kali) Frequency (times)	417	599	182	546	1034	488	120	88	-32
Volume Transaksi (lot) Volume (lots)	1488	1945	457	736	1326	590	124	88	-36
Rata-rata Volume Harian (lot) Daily Volume Average (lots)	83	102	19	53	95	42	7	4	-3
Volume Tertinggi (lot) High Volume (lots)	(05) 206	(15) 282	76	(26) 160	(30) 350	190	(03) 12	(31) 7	-5
Volume Terendah (lot) Low Volume (lots)	(04) 4	(14) 4	0	(05) 10	(10) 6	-4	(26) 4	(25) 1	-3
Harga tertinggi (Rp) High Prices (Rp)	(05) 7,620	(04) 8,195	575	(06) 7,480	(11) 8,005	525	(03) 7,005	(04) 7,490	485
Harga terendah (Rp) Low Prices (Rp)	(17) 7,330	(15) 7,940	610	(06) 7,450	(11) 8,000	550	(06) 6,935	(11) 7,240	305
Rata-rata harga harian (Rp) Daily Price Average (Rp)	7,433	8,040	607	7,433	8,040	607	6,799	7,332	533

<div>Kontrak (Contract) / bulan (Month)</div> <div>Uraian (Items)</div>	Crude Palm Oil (CPOTR) Indonesia Commodity & Derivatives Exchange (ICDX)			Kakao / Cocoa (CC5) Jakarta Futures Exchange (JFX)		
	Des'12	Jan'13	Perubahan / Change	Des'12	Jan'13	Perubahan / Change
Hari perdagangan (hari) Trading Days (days)	19	20	1	19	22	3
Jumlah Transaksi (kali) Frequency (times)	22,996	24,781	1,785	2,798	3,531	733
Volume Transaksi (lot) Volume (lots)	54,997	61,288	6,291	3,242	4,277	1,035
Rata-rata Volume Harian (lot) Daily Volume Average (lots)	3,055	2,918	-137	180	204	24
Volume Tertinggi (lot) High Volume (lots)	(12) 3666	(31) 3439	-227	(21) 216	(22) 259	43
Volume Terendah (lot) Low Volume (lots)	(27) 1847	(28) 2010	163	(11) 137	(21) 145	8
Harga tertinggi (Rp) High Prices (Rp)	(07) 7,200	(02) 7,500	300	(17) 23,950	(18) 22,470	-1,480
Harga terendah (Rp) Low Prices (Rp)	(12) 6,005	(14) 6,945	940	(27) 22,000	(28) 21,050	-950
Rata-rata harga harian (Rp) Daily Price Average (Rp)	6,570	7,313	743	21,700	21,794	94

<div> <div>Kontrak (Contract) / bulan (Month)</div> <div>Uraian (Items)</div> </div>	Emas / Gold (GOL) Jakarta Futures Exchange (JFX)			Emas / Gold (GOL100) Jakarta Futures Exchange (JFX)			Emas / Gold (GOL250) Jakarta Futures Exchange (JFX)		
	Des'12	Jan'13	Perubahan / Change	Des'12	Jan'13	Perubahan / Change	Des'12	Jan'13	Perubahan / Change
Hari perdagangan (hari) Trading Days (days)	19	22	3	19	22	3	19	22	3
Jumlah Transaksi (kali) Frequency (times)	190	312	122	1373	2429	1056	506	880	374
Volume Transaksi (lot) Volume (lots)	1424	1706	282	1825	3241	1416	1922	2594	672
Rata-rata Volume Harian (lot) Daily Volume Average (lots)	89	131	42	107	162	55	107	130	23
Volume Tertinggi (lot) High Volume (lots)	(18) 254	(15) 304	50	(17) 306	(23) 509	203	(18) 307	(10) 466	159
Volume Terendah (lot) Low Volume (lots)	(26) 1	(29) 1	0	(27) 4	(30) 12	8	(26) 14	(17) 20	6
Harga tertinggi (Rp) High Prices (Rp)	(12) 536,600	(25) 541,900	5,300	(12) 538,800	(17) 546,200	7,400	(18) 537,000	(25) 542,600	5,600
Harga terendah (Rp) Low Prices (Rp)	(20) 524,500	(04) 525,700	1,200	(21) 517,000	(04) 520,350	3,350	(20) 525,200	(04) 526,100	900
Rata-rata harga harian (Rp) Daily Price Average (Rp)	532,144	536,483	4,339	530,444	533,414	2,970	532,225	536,422	4,197

<div>Kontrak (Contract) / bulan (Month)</div> <div>Uraian (Items)</div>	Gulir Emas / Rolling Gold (KGE) Jakarta Futures Exchange (JFX)			Gulir Emas / Rolling Gold (KGEUSD) Jakarta Futures Exchange (JFX)			Gulir Indeks Emas / Rolling Gold Index (KIE) Bursa Berjangka Jakarta (BBJ)		
	Des'12	Jan'13	Perubahan / Change	Des'12	Jan'13	Perubahan / Change	Des'12	Jan'13	Perubahan / Change
Hari perdagangan (hari) Trading Days (days)	19	22	3	19	22	3	19	22	3
Jumlah Transaksi (kali) Frequency (times)	-	-	-	109	138	29	186	106	-80
Volume Transaksi (lot) Volume (lots)	-	-	-	623	646	23	4,642	2,255	-2,387
Rata-rata Volume Harian (lot) Daily Volume Average (lots)	-	-	-	39	40	1	422	251	-171
Volume Tertinggi (lot) High Volume (lots)	-	-	-	(10) 156	(14) 152	-4	(20) 716	(29) 851	135
Volume Terendah (lot) Low Volume (lots)	-	-	-	(04) 1	(22) 2	1	(11) 8	(09) 2	-6
Harga tertinggi (Rp) High Prices (Rp)	-	-	-	(12) 1,719	(22) 1,695	-23	(21) 9,670	(29) 9,690	20
Harga terendah (Rp) Low Prices (Rp)	-	-	-	(21) 1,650	(04) 1,630	-20	(05) 9,395	(22) 9,490	95
Rata-rata harga harian (Rp) Daily Price Average (Rp)	524,215	519,024	-5,191	1,688	1,671	-17	9,633	9,657	24

<div>Kontrak (Contract) / bulan (Month)</div> <div>Uraian (Items)</div>	Tunda Serah Emas GOLDUD Indonesia Commodity & Derivatives Exchange (ICDX)			Tunda Serah Emas GOLDID Indonesia Commodity & Derivatives Exchange (ICDX)			Emas/Gold (GOLDGR) Indonesia Commodity & Derivatives Exchange (ICDX)		
	Des'12	Jan'13	Perubahan / Change	Des'12	Jan'13	Perubahan / Change	Des'12	Jan'13	Perubahan / Change
Hari perdagangan (hari) Trading Days (days)	19	20	1	19	20	1	19	20	1
Jumlah Transaksi (kali) Frequency (times)	1,384	1,764	380	80	92	12	104	106	2
Volume Transaksi (lot) Volume (lots)	4,704	6,399	1,695	86	92	6	794	802	8
Rata-rata Volume Harian (lot) Daily Volume Average (lots)	248	305	57	5	6	1	61	57	-4
Volume Tertinggi (lot) High Volume (lots)	(03) 733	(28) 1251	518	(20) 12	(30) 18	6	(20) 162	(28) 210	48
Volume Terendah (lot) Low Volume (lots)	(26) 21	(14) 49	28	(18) 1	(03) 1	0	(14) 20	(02) 20	0
Harga tertinggi (Rp) High Prices (Rp)	(12) 1,695	(22) 1,696	1	(03) 1,721	(18) 1,695	-26	() 0	(02) 535,800	535,800
Harga terendah (Rp) Low Prices (Rp)	(20) 1,640	(04) 1,628	-12	(20) 1,637	(04) 1,645	8	() 0	(02) 535,700	535,700
Rata-rata harga harian (Rp) Daily Price Average (Rp)	1,695	1,672	-23	1,695	1,672	-23	530,621	532,285	1,664

2. Harga Bulanan / *Monthly Prices*

Olein (OLE) Jakarta Futures Exchange (JFX)

Januari / January '13

Bulan Penyerahan /Delivery Months Uraian / Items	Jan.'13 (Rp/Kg)	Peb.'13 (Rp/Kg)	Mar.'13 (Rp/Kg)	Apr.'13 (Rp/Kg)	Mei.13 (Rp/Kg)	Jun.'13 (Rp/Kg)	Jul.'13 (Rp/Kg)
Pembukaan <i>Open</i>	8,100	8,190	8,360	8,280	8,720	-	-
Tertinggi <i>High</i>	8,195	8,500	8,565	8,690	8,795	-	-
Terendah <i>Low</i>	7,940	8,100	8,190	8,280	8,710	-	-
Penutupan <i>Settlement</i>	8,505	8,505	8,555	8,655	8,730	8,785	8,825

Olein (OLE 10) Jakarta Futures Exchange (JFX)

Januari / January '13

Bulan Penyerahan /Delivery Months Uraian / Items	Jan.'13 (Rp/Kg)	Peb.'13 (Rp/Kg)	Mar.'13 (Rp/Kg)	Apr.'13 (Rp/Kg)	Mei.13 (Rp/Kg)	Jun.'13 (Rp/Kg)	Jul.'13 (Rp/Kg)
Pembukaan <i>Open</i>	8,005	8,340	8,450	8,690	8,705	-	8,855
Tertinggi <i>High</i>	8,005	8,430	8,600	8,755	8,800	-	8,855
Terendah <i>Low</i>	8,000	8,100	8,240	8,500	8,690	-	8,855
Penutupan <i>Settlement</i>	8,505	8,505	8,555	8,655	8,730	8,785	8,825

RBD PALM OLEIN (OLEINTR)

Indonesia Commodity & Derivatives Exchange (ICDX)

Januari / January '13

Bulan Penyerahan /Delivery Months Uraian / Items	Jan.'13 (Rp/Kg)	Peb.'13 (Rp/Kg)	Mar.'13 (Rp/Kg)	Apr.'13 (Rp/Kg)	Mei.13 (Rp/Kg)	Jun.'13 (Rp/Kg)	Jul.'13 (Rp/Kg)
Pembukaan Open	7,400	7,585	7,550	-	-	-	-
Tertinggi High	7,490	7,715	7,800	-	-	-	-
Terendah Low	7,240	7,355	7,450	-	-	-	-
Penutupan Settlement	7,705	7,705	7,855	8,075	8,140	8,140	8,140

Crude Palm Oil (CPOTR)

Indonesia Commodity & Derivatives Exchange (ICDX)

Januari / January '13

Bulan Penyerahan /Delivery Months Uraian / Items	Jan.'13 (Rp/Kg)	Peb.'13 (Rp/Kg)	Mar.'13 (Rp/Kg)	Apr.'13 (Rp/Kg)	Mei.13 (Rp/Kg)	Jun.'13 (Rp/Kg)	Jul.'13 (Rp/Kg)
Pembukaan Open	7,210	7,560	7,690	7,830	7,940	-	-
Tertinggi High	7,500	7,900	8,015	8,125	8,205	-	-
Terendah Low	6,945	7,180	7,295	7,360	7,540	-	-
Penutupan Settlement	7,635	7,635	7,835	8,005	8,070	8,070	8,070

Kakao / Cocoa (CC5)

Jakarta Futures Exchange (JFX)

Januari / January '13

<div> <div>Bulan Penyerahan /Delivery Months</div> <div>Uraian / Items</div> </div>	Mar.'13 (Rp/Kg)	Mei.'13 (Rp/Kg)	Jul.'13 (Rp/Kg)	Sep.'13 (Rp/Kg)	Des.'13 (Rp/Kg)
Pembukaan Open	21,810	21,850	21,740	21,810	21,890
Tertinggi High	22,470	22,560	22,590	22,700	22,790
Terendah Low	21,050	21,120	21,310	21,430	21,540
Penutupan Settlement	21,480	21,510	21,610	21,730	21,850

Januari / January '13

<div> <div>Bulan Penyerahan /Delivery Months</div> <div>Uraian / Items</div> </div>	Jan.'13			Peb.'13			Mar.'13			Apr.'13		
	Emas / Gold (GOL)	Emas / Gold (GOL100)	Emas / Gold (GOL250)	Emas / Gold (GOL)	Emas / Gold (GOL100)	Emas / Gold (GOL250)	Emas / Gold (GOL)	Emas / Gold (GOL100)	Emas / Gold (GOL250)	Emas / Gold (GOL)	Emas / Gold (GOL100)	Emas / Gold (GOL250)
	(Rp/gr)	(Rp/gr)	(Rp/gr)	(Rp/gr)	(Rp/gr)	(Rp/gr)	(Rp/gr)	(Rp/gr)	(Rp/gr)	(Rp/gr)	(Rp/gr)	(Rp/gr)
	Jakarta Futures Exchange (JFX)											
Pembukaan Open	532,800	532,250	532,300	535,150	528,800	534,800	536,200	538,250	535,800	535,400	541,950	535,800
Tertinggi High	541,900	546,200	542,600	538,800	550,500	542,800	543,300	552,600	544,900	535,400	543,500	536,300
Terendah Low	525,700	520,350	526,100	528,700	516,100	529,800	536,200	516,950	529,350	535,400	541,900	535,800
Penutupan Settlement	535,100	541,000	536,300	535,100	541,000	536,300	537,300	545,000	536,700	535,700	547,000	536,200

Emas / Gold (GOLDGR)
Indonesia Commodity & Derivatives Exchange (ICDX)

Januari / January '13

Bulan Penyerahan /Delivery Months	Jan '13 (Rp/gr)	Peb '13 (Rp/gr)	Mar.'13 (Rp/gr)	Apr'13 (Rp/gr)	Mei'13 (Rp/gr)	Jun'13 (Rp/gr)	Jul '13 (Rp/gr)	Agt '13 (Rp/gr)	Sep.'13 (Rp/gr)	Okt'13 (Rp/gr)	Nop'13 (Rp/gr)	Des'13 (Rp/gr)
Uraian / Items												
Pembukaan Open	535,700	530,600	530,300	-	-	-	-	-	-	-	-	-
Tertinggi High	535,800	539,000	538,300	-	-	-	-	-	-	-	-	-
Terendah Low	535,700	527,100	529,600	-	-	-	-	-	-	-	-	-
Penutupan Settlement	528,400	530,400	532,600	534,900	537,200	539,600	542,100	544,500	547,000	549,500	552,100	554,700

Januari / January '13

Kontrak /Contract	Gulir Emas / Rolling Gold (KGE)	Gulir Emas / Rolling Gold (KGEUSD)	Gulir Indeks Emas / Rolling Gold Index (KIE)	Tunda Serah Emas (GOLDID)	Tunda Serah Emas (GOLDUD)
Uraian / Items	(Rp/gr)	(USD/T.Ounce)	(Point)	(USD/T.Ounce)	(USD/T.Ounce)
	Jakarta Futures Exchange (JFX)			Indonesia Commodity & Derivatives Exchange (ICDX)	
Pembukaan Open	-	1,676.00	9,625	1676,8	1670,3
Tertinggi High	-	1,695.40	9,690	1,695.00	1,695.00
Terendah Low	-	1,630.00	9,490	1,645.00	1,652.00
Penutupan Settlement	523,169	1,663.85	9,718	1663,4	1663,4

3. Harga Harian / Daily Prices

Olein (OLE)
Jakarta Futures Exchange (JFX)

Januari / January '13

Tanggal / Date	Bulan Penyerahan / Delivery Months	Januari / January '13				Pebruari / February '13				Maret / March '13				April '13 / April '13			
		Pembukaan Open (Rp/Kg)	Tertinggi High (Rp/Kg)	Terendah Low (Rp/Kg)	Penutupan Settlement (Rp/Kg)	Pembukaan Open (Rp/Kg)	Tertinggi High (Rp/Kg)	Terendah Low (Rp/Kg)	Penutupan Settlement (Rp/Kg)	Pembukaan Open (Rp/Kg)	Tertinggi High (Rp/Kg)	Terendah Low (Rp/Kg)	Penutupan Settlement (Rp/Kg)	Pembukaan Open (Rp/Kg)	Tertinggi High (Rp/Kg)	Terendah Low (Rp/Kg)	Penutupan Settlement (Rp/Kg)
2-Jan-13	-	-	-	-	8,050	-	-	-	8,315	-	-	-	8,465	-	-	-	8,605
3-Jan-13	-	8,100	8,140	8,080	8,115	-	-	-	8,370	-	-	-	8,495	-	-	-	8,615
4-Jan-13	-	8,135	8,195	8,135	8,070	-	-	-	8,275	-	-	-	8,405	-	-	-	8,515
7-Jan-13	-	8,065	8,090	8,045	8,070	-	-	-	8,205	-	-	-	8,390	-	-	-	8,530
8-Jan-13	-	8,080	8,090	8,080	8,005	-	-	-	8,195	-	-	-	8,370	-	-	-	8,515
9-Jan-13	-	8,105	8,165	8,050	8,000	8,190	8,230	8,190	8,255	8,360	8,390	8,360	8,410	-	-	-	8,525
10-Jan-13	-	8,010	8,070	8,010	8,005	-	-	-	8,125	-	-	-	8,295	-	-	-	8,425
11-Jan-13	-	8,010	8,065	8,010	8,020	8,140	8,140	8,100	8,125	8,295	8,305	8,295	8,395	-	-	-	8,495
14-Jan-13	-	-	-	-	7,530	-	-	-	8,205	8,395	8,405	8,395	8,305	-	-	-	8,385
15-Jan-13	-	7,950	8,020	7,940	8,030	-	-	-	8,195	8,310	8,320	8,310	8,260	-	-	-	8,310
16-Jan-13	-	-	-	-	8,150	8,285	8,295	8,215	8,340	-	-	-	8,460	-	-	-	8,495
17-Jan-13	-	-	-	-	8,150	-	-	-	8,150	-	-	-	8,200	-	-	-	8,260
18-Jan-13	-	-	-	-	8,150	-	-	-	8,150	8,190	8,205	8,190	8,230	-	-	-	8,280
21-Jan-13	-	-	-	-	8,220	8,250	8,250	8,160	8,220	-	-	-	8,325	8,280	8,290	8,280	8,395
22-Jan-13	-	-	-	-	8,330	8,250	8,290	8,130	8,330	-	-	-	8,425	-	-	-	8,510
23-Jan-13	-	-	-	-	8,420	8,350	8,410	8,330	8,420	8,425	8,425	8,415	8,555	-	-	-	8,660
25-Jan-13	-	-	-	-	8,435	8,410	8,500	8,340	8,435	8,515	8,565	8,515	8,540	8,620	8,640	8,620	8,655
28-Jan-13	-	-	-	-	8,370	-	-	-	8,370	8,510	8,560	8,510	8,475	8,650	8,650	8,630	8,585
29-Jan-13	-	-	-	-	8,365	-	-	-	8,365	8,470	8,480	8,470	8,515	8,590	8,620	8,590	8,630
30-Jan-13	-	-	-	-	8,420	-	-	-	8,420	8,520	8,560	8,520	8,525	8,640	8,690	8,640	8,630
31-Jan-13	-	-	-	-	8,505	8,430	8,500	8,340	8,505	-	-	-	8,555	8,630	8,640	8,630	8,655
Tertinggi High		(04) 8,195				(31) 8,500				(25) 8,565				(30) 8,690			
Terendah Low		(15) 7,940				(11) 8,100				(18) 8,190				(21) 8,280			
Rata-Rata Average		8,181				8,291				8,409				8,508			

Sambungan / Continued

Januari / January '13

Tanggal / Date	Bulan Penyerahan / Delivery Months	Mei / May '13				Juni / June '13				Juli / July '13			
		Pembukaan Open (Rp/Kg)	Tertinggi High (Rp/Kg)	Terendah Low (Rp/Kg)	Penutupan Settlement (Rp/Kg)	Pembukaan Open (Rp/Kg)	Tertinggi High (Rp/Kg)	Terendah Low (Rp/Kg)	Penutupan Settlement (Rp/Kg)	Pembukaan Open (Rp/Kg)	Tertinggi High (Rp/Kg)	Terendah Low (Rp/Kg)	Penutupan Settlement (Rp/Kg)
2-Jan-13	-	-	-	-	8,720	-	-	-	8,805	-	-	-	8,805
3-Jan-13	-	8,720	8,720	8,720	8,710	-	-	-	8,785	-	-	-	8,785
4-Jan-13	-	-	-	-	8,625	-	-	-	8,700	-	-	-	8,700
7-Jan-13	-	-	-	-	8,635	-	-	-	8,700	-	-	-	8,700
8-Jan-13	-	-	-	-	8,605	-	-	-	8,655	-	-	-	8,655
9-Jan-13	-	-	-	-	8,585	-	-	-	8,680	-	-	-	8,680
10-Jan-13	-	-	-	-	8,500	-	-	-	8,575	-	-	-	8,575
11-Jan-13	-	-	-	-	8,585	-	-	-	8,670	-	-	-	8,670
14-Jan-13	-	-	-	-	8,470	-	-	-	8,550	-	-	-	8,550
15-Jan-13	-	-	-	-	8,380	-	-	-	8,450	-	-	-	8,450
16-Jan-13	-	-	-	-	8,565	-	-	-	8,625	-	-	-	8,625
17-Jan-13	-	-	-	-	8,335	-	-	-	8,395	-	-	-	8,455
18-Jan-13	-	-	-	-	8,350	-	-	-	8,395	-	-	-	8,470
21-Jan-13	-	-	-	-	8,465	-	-	-	8,540	-	-	-	8,590
22-Jan-13	-	-	-	-	8,590	-	-	-	8,630	-	-	-	8,700
23-Jan-13	-	-	-	-	8,760	-	-	-	8,795	-	-	-	8,855
25-Jan-13	-	8,770	8,770	8,710	8,755	-	-	-	8,830	-	-	-	8,890
28-Jan-13	-	8,715	8,795	8,715	8,685	-	-	-	8,760	-	-	-	8,820
29-Jan-13	-	8,770	8,770	8,720	8,730	-	-	-	8,795	-	-	-	8,850
30-Jan-13	-	-	-	-	8,710	-	-	-	8,765	-	-	-	8,790
31-Jan-13	-	-	-	-	8,730	-	-	-	8,785	-	-	-	8,825
Tertinggi High		(28) 8,795				-				-			
Terendah Low		(25) 8,710				-				-			
Rata-Rata Average		8,595				8,661				8,688			

Olein (OLE10)
Jakarta Futures Exchange (JFX)

Januari / January '13

Tanggal / Date	Bulan Penyerahan / Delivery Months	Januari / January '13				Februari / February '13				Maret / March '13				April '13 / April '13			
		Pembukaan Open (Rp/Kg)	Tertinggi High (Rp/Kg)	Terendah Low (Rp/Kg)	Penutupan Settlement (Rp/Kg)	Pembukaan Open (Rp/Kg)	Tertinggi High (Rp/Kg)	Terendah Low (Rp/Kg)	Penutupan Settlement (Rp/Kg)	Pembukaan Open (Rp/Kg)	Tertinggi High (Rp/Kg)	Terendah Low (Rp/Kg)	Penutupan Settlement (Rp/Kg)	Pembukaan Open (Rp/Kg)	Tertinggi High (Rp/Kg)	Terendah Low (Rp/Kg)	Penutupan Settlement (Rp/Kg)
2-Jan-13	-	-	-	-	8,050	-	-	-	8,315	-	-	-	8,465	-	-	-	8,605
3-Jan-13	-	-	-	-	8,115	8,340	8,350	8,300	8,370	8,450	8,450	8,400	8,495	8,600	8,600	8,560	8,615
4-Jan-13	-	-	-	-	8,070	-	-	-	8,275	-	-	-	8,405	-	-	-	8,515
7-Jan-13	-	-	-	-	8,070	8,250	8,250	8,200	8,205	-	-	-	8,390	-	-	-	8,530
8-Jan-13	-	-	-	-	8,005	8,230	8,230	8,195	8,195	-	-	-	8,370	-	-	-	8,515
9-Jan-13	-	-	-	-	8,000	8,210	8,250	8,210	8,255	-	-	-	8,410	-	-	-	8,525
10-Jan-13	-	-	-	-	8,005	8,240	8,240	8,230	8,125	-	-	-	8,295	-	-	-	8,425
11-Jan-13	8,005	8,005	8,000	8,020	8,110	8,110	8,100	8,100	8,270	8,290	8,290	8,240	8,395	-	-	-	8,495
14-Jan-13	-	-	-	-	7,930	-	-	-	8,205	8,300	8,400	8,300	8,305	-	-	-	8,385
15-Jan-13	-	-	-	-	8,030	8,210	8,265	8,210	8,185	8,300	8,350	8,300	8,260	-	-	-	8,310
16-Jan-13	-	-	-	-	8,150	-	-	-	8,340	-	-	-	8,480	-	-	-	8,495
17-Jan-13	-	-	-	-	8,150	-	-	-	8,150	-	-	-	8,200	-	-	-	8,280
18-Jan-13	-	-	-	-	8,150	-	-	-	8,150	-	-	-	8,230	-	-	-	8,280
21-Jan-13	-	-	-	-	8,220	8,230	8,250	8,230	8,220	-	-	-	8,325	-	-	-	8,395
22-Jan-13	-	-	-	-	8,330	-	-	-	8,330	-	-	-	8,425	-	-	-	8,510
23-Jan-13	-	-	-	-	8,420	-	-	-	8,420	-	-	-	8,555	-	-	-	8,660
25-Jan-13	-	-	-	-	8,435	8,230	8,260	8,230	8,435	-	-	-	8,540	8,690	8,690	8,630	8,655
28-Jan-13	-	-	-	-	8,370	8,430	8,430	8,410	8,370	8,570	8,580	8,540	8,475	8,645	8,695	8,595	8,585
29-Jan-13	-	-	-	-	8,365	-	-	-	8,365	8,485	8,560	8,485	8,515	8,630	8,670	8,500	8,630
30-Jan-13	-	-	-	-	8,420	8,360	8,360	8,340	8,420	8,570	8,600	8,505	8,525	8,680	8,755	8,605	8,630
31-Jan-13	-	-	-	-	8,505	-	-	-	8,505	8,530	8,585	8,530	8,555	8,675	8,680	8,640	8,655
Tertinggi High			(11) 8,005				(28) 8,430				(30) 8,600				(30) 8,755		
Terendah Low			(11) 8,000				(11) 8,100				(11) 8,240				(29) 8,500		
Rata-Rata Average			8,181				8,291				8,409				8,508		

Sambungan / Continued

Januari / January '13

Tanggal / Date	Bulan Penyerahan / Delivery Months	Mei / May '13				Juni / June '13				Juli / July '13			
		Pembukaan Open (Rp/Kg)	Tertinggi High (Rp/Kg)	Terendah Low (Rp/Kg)	Penutupan Settlement (Rp/Kg)	Pembukaan Open (Rp/Kg)	Tertinggi High (Rp/Kg)	Terendah Low (Rp/Kg)	Penutupan Settlement (Rp/Kg)	Pembukaan Open (Rp/Kg)	Tertinggi High (Rp/Kg)	Terendah Low (Rp/Kg)	Penutupan Settlement (Rp/Kg)
2-Jan-13	-	-	-	-	8,720	-	-	-	8,805	-	-	-	8,805
3-Jan-13	-	-	-	-	8,710	-	-	-	8,785	-	-	-	8,785
4-Jan-13	-	-	-	-	8,625	-	-	-	8,700	-	-	-	8,700
7-Jan-13	-	-	-	-	8,635	-	-	-	8,700	-	-	-	8,700
8-Jan-13	-	-	-	-	8,605	-	-	-	8,655	-	-	-	8,655
9-Jan-13	-	-	-	-	8,585	-	-	-	8,680	-	-	-	8,680
10-Jan-13	-	-	-	-	8,500	-	-	-	8,575	-	-	-	8,575
11-Jan-13	-	-	-	-	8,585	-	-	-	8,670	-	-	-	8,670
14-Jan-13	-	-	-	-	8,470	-	-	-	8,550	-	-	-	8,550
15-Jan-13	-	-	-	-	8,380	-	-	-	8,450	-	-	-	8,450
16-Jan-13	-	-	-	-	8,565	-	-	-	8,625	-	-	-	8,625
17-Jan-13	-	-	-	-	8,335	-	-	-	8,395	-	-	-	8,455
18-Jan-13	-	-	-	-	8,350	-	-	-	8,395	-	-	-	8,470
21-Jan-13	-	-	-	-	8,465	-	-	-	8,540	-	-	-	8,590
22-Jan-13	-	-	-	-	8,590	-	-	-	8,630	-	-	-	8,700
23-Jan-13	-	-	-	-	8,760	-	-	-	8,795	-	-	-	8,855
25-Jan-13	8,705	8,785	8,705	8,755	-	-	-	-	8,830	8,855	8,855	8,855	8,890
28-Jan-13	8,780	8,800	8,750	8,585	-	-	-	-	8,760	-	-	-	8,820
29-Jan-13	8,690	8,790	8,690	8,730	-	-	-	-	8,795	-	-	-	8,850
30-Jan-13	8,740	8,800	8,740	8,710	-	-	-	-	8,765	-	-	-	8,790
31-Jan-13	8,715	8,790	8,715	8,730	-	-	-	-	8,785	-	-	-	8,825
Tertinggi High			(30) 8,800				-				(25) 8,855		
Terendah Low			(29) 8,690				-				(25) 8,855		
Rata-Rata Average			8,595				8,661				8,688		

RBD PALM OLEIN (OLEINTR)
Indonesia Commodity & Derivatives Exchange (ICDX)

Januari / January '13

Tanggal / Date	Bulan Penyerahan / Delivery Months	Januari / January '13				Februari / February '13				Maret / March '13				April '13 / April '13			
		Pembukaan Open (Rp/Kg)	Tertinggi High (Rp/Kg)	Terendah Low (Rp/Kg)	Penutupan Settlement (Rp/Kg)	Pembukaan Open (Rp/Kg)	Tertinggi High (Rp/Kg)	Terendah Low (Rp/Kg)	Penutupan Settlement (Rp/Kg)	Pembukaan Open (Rp/Kg)	Tertinggi High (Rp/Kg)	Terendah Low (Rp/Kg)	Penutupan Settlement (Rp/Kg)	Pembukaan Open (Rp/Kg)	Tertinggi High (Rp/Kg)	Terendah Low (Rp/Kg)	Penutupan Settlement (Rp/Kg)
2-Jan-13		7,400	7,475	7,400	7,365	7,585	7,645	7,585	7,625	-	-	-	7,805	-	-	-	8,065
3-Jan-13		7,435	7,445	7,435	7,395	7,590	7,595	7,585	7,585	-	-	-	7,740	-	-	-	8,045
4-Jan-13		7,490	7,490	7,455	7,410	7,595	7,610	7,570	7,570	-	-	-	7,735	-	-	-	8,020
7-Jan-13		7,415	7,415	7,385	7,380	7,505	7,505	7,460	7,460	-	-	-	7,670	-	-	-	7,930
8-Jan-13		7,375	7,375	7,315	7,305	7,430	7,430	7,415	7,430	-	-	-	7,630	-	-	-	7,820
9-Jan-13		7,320	7,320	7,320	7,320	7,430	7,455	7,430	7,455	-	-	-	7,700	-	-	-	7,905
10-Jan-13		7,300	7,300	7,300	7,305	-	-	-	7,380	-	-	-	7,575	-	-	-	7,820
11-Jan-13		7,240	7,240	7,240	7,275	7,355	7,390	7,355	7,390	-	-	-	7,620	-	-	-	7,850
14-Jan-13		-	-	-	7,240	7,435	7,435	7,415	7,415	-	-	-	7,605	-	-	-	7,870
15-Jan-13		7,390	7,390	7,390	7,295	7,455	7,475	7,455	7,475	-	-	-	7,630	-	-	-	7,825
16-Jan-13		-	-	-	7,350	7,495	7,495	7,490	7,350	7,550	7,565	7,550	7,510	-	-	-	7,660
17-Jan-13		-	-	-	7,455	7,465	7,465	7,405	7,455	7,525	7,525	7,450	7,540	-	-	-	7,840
18-Jan-13		-	-	-	7,455	7,470	7,470	7,455	7,455	7,490	7,490	7,490	7,490	-	-	-	7,770
21-Jan-13		-	-	-	7,500	7,470	7,470	7,465	7,500	7,525	7,525	7,510	7,545	-	-	-	7,790
22-Jan-13		-	-	-	7,590	7,515	7,545	7,515	7,590	7,585	7,605	7,585	7,655	-	-	-	7,885
23-Jan-13		-	-	-	7,635	7,545	7,545	7,545	7,635	7,570	7,615	7,570	7,805	-	-	-	8,060
25-Jan-13		-	-	-	7,650	7,480	7,480	7,480	7,650	-	-	-	7,770	-	-	-	8,010
28-Jan-13		-	-	-	7,590	7,465	7,475	7,465	7,590	7,535	7,535	7,535	7,635	-	-	-	7,790
29-Jan-13		-	-	-	7,575	7,540	7,540	7,530	7,575	7,595	7,600	7,595	7,655	-	-	-	7,855
30-Jan-13		-	-	-	7,590	7,540	7,605	7,540	7,590	7,615	7,670	7,615	7,685	-	-	-	7,910
31-Jan-13		-	-	-	7,705	7,675	7,715	7,675	7,705	7,745	7,800	7,745	7,855	-	-	-	8,075
Tertinggi High		(04) 7,490				(31) 7,715				(31) 7,800				-			
Terendah Low		(11) 7,240				(11) 7,355				(17) 7,450				-			
Rata-Rata		7,447				7,518				7,660				7,895			

Sambungan / Continued

Januari / January '13

Tanggal / Date	Bulan Penyerahan / Delivery Months	Mei / May '13				Juni / June '13				Juli / July '13			
		Pembukaan Open (Rp/Kg)	Tertinggi High (Rp/Kg)	Terendah Low (Rp/Kg)	Penutupan Settlement (Rp/Kg)	Pembukaan Open (Rp/Kg)	Tertinggi High (Rp/Kg)	Terendah Low (Rp/Kg)	Penutupan Settlement (Rp/Kg)	Pembukaan Open (Rp/Kg)	Tertinggi High (Rp/Kg)	Terendah Low (Rp/Kg)	Penutupan Settlement (Rp/Kg)
2-Jan-13		-	-	-	8,065	-	-	-	8,065	-	-	-	-
3-Jan-13		-	-	-	8,045	-	-	-	8,045	-	-	-	-
4-Jan-13		-	-	-	8,020	-	-	-	8,020	-	-	-	-
7-Jan-13		-	-	-	7,930	-	-	-	7,930	-	-	-	-
8-Jan-13		-	-	-	7,820	-	-	-	7,820	-	-	-	-
9-Jan-13		-	-	-	7,905	-	-	-	7,905	-	-	-	-
10-Jan-13		-	-	-	7,820	-	-	-	7,820	-	-	-	-
11-Jan-13		-	-	-	7,850	-	-	-	7,850	-	-	-	-
14-Jan-13		-	-	-	7,870	-	-	-	7,870	-	-	-	-
15-Jan-13		-	-	-	7,825	-	-	-	7,825	-	-	-	-
16-Jan-13		-	-	-	7,660	-	-	-	7,660	-	-	-	7,660
17-Jan-13		-	-	-	7,840	-	-	-	7,840	-	-	-	7,840
18-Jan-13		-	-	-	7,770	-	-	-	7,770	-	-	-	7,770
21-Jan-13		-	-	-	7,790	-	-	-	7,790	-	-	-	7,790
22-Jan-13		-	-	-	7,885	-	-	-	7,885	-	-	-	7,885
23-Jan-13		-	-	-	8,060	-	-	-	8,060	-	-	-	8,060
25-Jan-13		-	-	-	8,010	-	-	-	8,010	-	-	-	8,010
28-Jan-13		-	-	-	7,880	-	-	-	7,880	-	-	-	7,880
29-Jan-13		-	-	-	7,900	-	-	-	7,900	-	-	-	7,900
30-Jan-13		-	-	-	7,970	-	-	-	7,970	-	-	-	7,970
31-Jan-13		-	-	-	8,140	-	-	-	8,140	-	-	-	8,140
Tertinggi High		-				-				-			
Terendah Low		-				-				-			
Rata-Rata Average		7,907				7,907				7,900			

Crude Palm Oil (CPOTR)
Indonesia Commodity & Derivatives Exchange (ICDX)

Januari / January '13

Tanggal / Date	Bulan Penyerahan / Delivery Months	Januari / January '13				Pebruari / February '13				Maret / March '13				April '13 / April '13			
		Pembukaan Open (Rp/Kg)	Tertinggi High (Rp/Kg)	Terendah Low (Rp/Kg)	Penutupan Settlement (Rp/Kg)	Pembukaan Open (Rp/Kg)	Tertinggi High (Rp/Kg)	Terendah Low (Rp/Kg)	Penutupan Settlement (Rp/Kg)	Pembukaan Open (Rp/Kg)	Tertinggi High (Rp/Kg)	Terendah Low (Rp/Kg)	Penutupan Settlement (Rp/Kg)	Pembukaan Open (Rp/Kg)	Tertinggi High (Rp/Kg)	Terendah Low (Rp/Kg)	Penutupan Settlement (Rp/Kg)
2-Jan-13		7,210	7,500	7,210	7,380	7,560	7,750	7,550	7,670	7,690	7,900	7,655	7,820	7,830	8,035	7,755	8,080
3-Jan-13		7,425	7,425	7,275	7,390	7,705	7,705	7,560	7,610	7,855	7,855	7,700	7,735	7,920	7,965	7,805	8,040
4-Jan-13		7,430	7,485	7,305	7,400	7,605	7,710	7,585	7,590	7,680	7,795	7,680	7,725	7,845	7,920	7,790	8,010
7-Jan-13		7,350	7,420	7,280	7,285	7,565	7,600	7,380	7,410	7,710	7,720	7,555	7,575	7,780	7,835	7,680	7,835
8-Jan-13		7,370	7,370	7,130	7,165	7,375	7,420	7,295	7,340	7,570	7,585	7,445	7,490	7,640	7,725	7,575	7,680
9-Jan-13		7,275	7,275	7,030	7,300	7,340	7,415	7,305	7,455	7,460	7,545	7,450	7,680	7,620	7,665	7,550	7,885
10-Jan-13		7,175	7,275	7,015	7,385	7,435	7,500	7,230	7,460	7,575	7,625	7,365	7,655	7,640	7,720	7,475	7,900
11-Jan-13		7,050	7,195	7,030	7,215	7,255	7,305	7,180	7,345	7,405	7,450	7,295	7,560	7,545	7,555	7,360	7,790
14-Jan-13		6,965	7,275	6,945	7,150	7,300	7,410	7,265	7,330	7,460	7,525	7,365	7,515	7,555	7,605	7,430	7,780
15-Jan-13		7,090	7,345	7,090	7,315	7,430	7,460	7,355	7,425	7,515	7,555	7,465	7,610	7,590	7,630	7,495	7,805
16-Jan-13	-	-	-	-	7,515	7,490	7,565	7,475	7,515	7,525	7,665	7,525	7,625	7,580	7,695	7,580	7,825
17-Jan-13	-	-	-	-	7,295	7,515	7,590	7,340	7,295	7,635	7,655	7,430	7,430	7,650	7,695	7,485	7,680
18-Jan-13	-	-	-	-	7,400	7,450	7,455	7,355	7,400	7,430	7,535	7,430	7,475	7,470	7,585	7,470	7,715
21-Jan-13	-	-	-	-	7,410	7,405	7,445	7,340	7,410	7,545	7,545	7,470	7,505	7,595	7,610	7,520	7,700
22-Jan-13	-	-	-	-	7,525	7,420	7,590	7,420	7,525	7,560	7,680	7,560	7,640	7,630	7,745	7,625	7,820
23-Jan-13	-	-	-	-	7,480	7,475	7,590	7,445	7,480	7,645	7,710	7,580	7,700	7,715	7,800	7,665	7,905
25-Jan-13	-	-	-	-	7,365	7,445	7,480	7,400	7,365	7,640	7,640	7,525	7,535	7,705	7,730	7,635	7,725
28-Jan-13	-	-	-	-	7,435	7,360	7,470	7,340	7,435	7,500	7,560	7,480	7,530	7,635	7,655	7,545	7,635
29-Jan-13	-	-	-	-	7,515	7,525	7,565	7,430	7,515	7,610	7,680	7,585	7,645	7,665	7,780	7,665	7,795
30-Jan-13	-	-	-	-	7,550	7,510	7,670	7,510	7,550	7,665	7,770	7,635	7,695	7,765	7,870	7,760	7,870
31-Jan-13	-	-	-	-	7,635	7,760	7,900	7,750	7,635	7,800	8,015	7,800	7,835	7,905	8,125	7,905	8,005
Tertinggi High		(02) 7,500				(31) 7,900				(31) 8,015				(31) 8,125			
Terendah Low		(14) 6,945				(11) 7,180				(11) 7,295				(11) 7,360			
Rata-Rata Average		7,386				7,465				7,618				7,832			

Sambungan / Continued

Januari / January '13

Tanggal / Date	Bulan Penyerahan / Delivery	Mei / May '13				Juni / June '13				Juli / July '13			
		Pembukaan Open (Rp/Kg)	Tertinggi High (Rp/Kg)	Terendah Low (Rp/Kg)	Penutupan Settlement (Rp/Kg)	Pembukaan Open (Rp/Kg)	Tertinggi High (Rp/Kg)	Terendah Low (Rp/Kg)	Penutupan Settlement (Rp/Kg)	Pembukaan Open (Rp/Kg)	Tertinggi High (Rp/Kg)	Terendah Low (Rp/Kg)	Penutupan Settlement (Rp/Kg)
2-Jan-13		-	-	-	8,080	-	-	-	8,080	-	-	-	-
3-Jan-13		-	-	-	8,040	-	-	-	8,040	-	-	-	-
4-Jan-13		-	-	-	8,010	-	-	-	8,010	-	-	-	-
7-Jan-13		-	-	-	7,835	-	-	-	7,835	-	-	-	-
8-Jan-13		-	-	-	7,680	-	-	-	7,680	-	-	-	-
9-Jan-13		-	-	-	7,885	-	-	-	7,885	-	-	-	-
10-Jan-13		-	-	-	7,900	-	-	-	7,900	-	-	-	-
11-Jan-13		-	-	-	7,790	-	-	-	7,790	-	-	-	-
14-Jan-13		-	-	-	7,780	-	-	-	7,780	-	-	-	-
15-Jan-13		-	-	-	7,805	-	-	-	7,805	-	-	-	-
16-Jan-13		7,940	7,945	7,665	7,825	-	-	-	7,825	-	-	-	7,825
17-Jan-13		7,700	7,760	7,555	7,680	-	-	-	7,680	-	-	-	7,680
18-Jan-13		7,545	7,635	7,540	7,715	-	-	-	7,715	-	-	-	7,715
21-Jan-13		7,665	7,675	7,585	7,700	-	-	-	7,700	-	-	-	7,700
22-Jan-13		7,665	7,815	7,660	7,820	-	-	-	7,820	-	-	-	7,820
23-Jan-13		7,790	7,890	7,735	7,905	-	-	-	7,905	-	-	-	7,905
25-Jan-13		7,785	7,825	7,715	7,725	-	-	-	7,725	-	-	-	7,725
28-Jan-13		7,650	7,765	7,615	7,725	-	-	-	7,725	-	-	-	7,725
29-Jan-13		7,765	7,880	7,765	7,840	-	-	-	7,840	-	-	-	7,840
30-Jan-13		7,875	7,960	7,835	7,930	-	-	-	7,930	-	-	-	7,930
31-Jan-13		8,025	8,205	7,985	8,070	-	-	-	8,070	-	-	-	8,070
Tertinggi High		(31) 8,205				-				-			
Terendah Low		(18) 7,540				-				-			
Rata-Rata Average		7,845				7,845				7,812			

Kakao / Cocoa (CC5)
 Jakarta Futures Exchange (JFX)

Januari / January '13

Tanggal / Date	Bulan Penyerahan / Delivery Months	Maret / March '13				Mei / May '13				Juli / July '13			
		Pembukaan Open (Rp/Kg)	Tertinggi High (Rp/Kg)	Terendah Low (Rp/Kg)	Penutupan Settlement (Rp/Kg)	Pembukaan Open (Rp/Kg)	Tertinggi High (Rp/Kg)	Terendah Low (Rp/Kg)	Penutupan Settlement (Rp/Kg)	Pembukaan Open (Rp/Kg)	Tertinggi High (Rp/Kg)	Terendah Low (Rp/Kg)	Penutupan Settlement (Rp/Kg)
2-Jan-13		21,810	22,000	21,640	22,000	21,850	22,050	21,670	22,050	21,740	22,130	21,740	22,130
3-Jan-13		22,070	22,100	21,830	21,990	22,170	22,170	21,890	22,040	22,050	22,260	21,960	22,120
4-Jan-13		22,050	22,050	21,600	21,660	22,140	22,140	21,640	21,720	22,040	22,250	21,700	21,800
7-Jan-13		21,700	22,130	21,520	22,070	21,810	22,220	21,590	22,150	21,710	22,320	21,670	22,210
8-Jan-13		22,060	22,060	21,490	21,660	22,180	22,180	21,550	21,710	22,080	22,290	21,620	21,770
9-Jan-13		21,480	21,770	21,480	21,710	21,550	21,870	21,550	21,780	21,810	21,970	21,600	21,850
10-Jan-13		21,570	22,110	21,570	22,020	21,620	22,170	21,620	22,070	21,870	22,240	21,660	22,120
11-Jan-13		21,930	22,070	21,820	21,920	21,960	22,140	21,850	21,980	22,220	22,220	21,870	22,030
14-Jan-13		21,970	22,320	21,840	22,000	22,050	22,370	21,890	22,060	22,110	22,410	21,920	22,090
15-Jan-13		21,920	22,160	21,860	22,010	21,960	22,230	21,940	22,070	22,180	22,260	21,960	22,130
16-Jan-13		21,940	22,080	21,820	21,950	21,980	22,160	21,860	22,020	22,020	22,230	21,900	22,050
17-Jan-13		21,880	22,400	21,880	22,320	21,930	22,450	21,930	22,390	21,950	22,570	21,950	22,410
18-Jan-13		22,430	22,470	22,170	22,200	22,530	22,560	22,270	22,270	22,310	22,590	22,310	22,320
21-Jan-13		22,270	22,370	22,020	22,210	22,360	22,460	22,070	22,260	22,420	22,540	22,110	22,540
22-Jan-13		22,140	22,280	21,560	21,670	22,170	22,350	21,690	21,730	22,480	22,480	21,800	21,830
23-Jan-13		21,460	21,730	21,400	21,690	21,540	21,840	21,510	21,760	21,840	21,970	21,630	21,850
25-Jan-13		21,250	21,510	21,130	21,270	21,350	21,640	21,270	21,330	21,680	21,760	21,380	21,450
28-Jan-13		21,050	21,340	21,050	21,150	21,120	21,460	21,120	21,210	21,430	21,570	21,330	21,330
29-Jan-13		21,220	21,490	21,080	21,420	21,120	21,560	21,120	21,500	21,440	21,680	21,410	21,600
30-Jan-13		21,350	21,530	21,140	21,280	21,410	21,630	21,180	21,340	21,690	21,730	21,310	21,450
31-Jan-13		21,230	21,620	21,230	21,480	21,270	21,700	21,270	21,510	21,580	21,810	21,370	21,610
Tertinggi High		(18) 22,470				(18) 22,560				(18) 22,590			
Terendah Low		(28) 21,050				(29) 21,120				(30) 21,310			
Rata-Rata Average		21,794				21,855				21,938			

Sambungan / Continued

Januari / January '13

Tanggal / Date	Bulan Penyerahan / Delivery Months	September / September '13				Desember / December '13			
		Pembukaan Open (Rp/Kg)	Tertinggi High (Rp/Kg)	Terendah Low (Rp/Kg)	Penutupan Settlement (Rp/Kg)	Pembukaan Open (Rp/Kg)	Tertinggi High (Rp/Kg)	Terendah Low (Rp/Kg)	Penutupan Settlement (Rp/Kg)
2-Jan-13		21,810	22,210	21,810	22,170	21,890	22,330	21,880	22,280
3-Jan-13		22,070	22,340	21,960	22,160	22,160	22,590	22,050	22,280
4-Jan-13		22,060	22,290	21,710	21,850	22,180	22,430	21,740	21,980
7-Jan-13		21,760	22,400	21,750	22,260	21,870	22,530	21,870	22,360
8-Jan-13		22,130	22,360	21,670	21,850	22,220	22,470	21,750	21,950
9-Jan-13		21,910	22,070	21,680	21,910	22,010	22,160	21,760	22,000
10-Jan-13		21,970	22,330	21,740	22,190	22,080	22,440	21,830	22,270
11-Jan-13		22,300	22,300	21,920	22,090	22,390	22,390	21,960	22,180
14-Jan-13		22,190	22,500	21,980	22,150	22,290	22,560	22,050	22,220
15-Jan-13		22,240	22,350	22,010	22,210	21,990	22,430	21,990	22,290
16-Jan-13		22,320	22,320	21,970	22,160	22,420	22,420	22,040	22,240
17-Jan-13		22,040	22,600	22,040	22,500	22,120	22,680	22,120	22,570
18-Jan-13		22,390	22,700	22,390	22,430	22,460	22,790	22,350	22,500
21-Jan-13		22,550	22,630	22,230	22,430	22,630	22,710	22,280	22,470
22-Jan-13		22,540	22,540	21,900	21,920	22,590	22,590	21,770	21,980
23-Jan-13		21,950	22,080	21,720	21,950	22,010	22,150	21,760	22,030
25-Jan-13		21,790	21,860	21,500	21,560	21,860	21,930	21,580	21,660
28-Jan-13		21,550	21,680	21,430	21,430	21,640	21,770	21,540	21,540
29-Jan-13		21,580	21,800	21,540	21,700	21,680	21,930	21,650	21,840
30-Jan-13		21,810	21,860	21,440	21,560	21,950	22,010	21,580	21,680
31-Jan-13		21,700	21,940	21,470	21,730	21,840	22,060	21,590	21,850
Tertinggi High		(18) 22,700				(18) 22,790			
Terendah Low		(28) 21,430				(28) 21,540			
Rata-Rata Average		22,010				22,103			

3. Harga Harian / Daily Prices

Emas / Gold (GOL)
Jakarta Futures Exchange (JFX)

Januari / January '13

Tanggal / Date	Bulan Penyerahan / Delivery Months	Januari / January '13				Pebruari / February '13				Maret / March '13				April '13 / April '13			
		Pembukaan Open (Rp/Kg)	Tertinggi High (Rp/Kg)	Terendah Low (Rp/Kg)	Penutupan Settlement (Rp/Kg)	Pembukaan Open (Rp/Kg)	Tertinggi High (Rp/Kg)	Terendah Low (Rp/Kg)	Penutupan Settlement (Rp/Kg)	Pembukaan Open (Rp/Kg)	Tertinggi High (Rp/Kg)	Terendah Low (Rp/Kg)	Penutupan Settlement (Rp/Kg)	Pembukaan Open (Rp/Kg)	Tertinggi High (Rp/Kg)	Terendah Low (Rp/Kg)	Penutupan Settlement (Rp/Kg)
2-Jan-13	-	-	-	-	531,100	-	-	-	533,300	-	-	-	534,200	-	-	-	-
3-Jan-13	532,800	533,400	532,800	533,400	535,150	536,100	535,150	536,100	536,200	536,400	536,200	536,200	537,000	-	-	-	-
4-Jan-13	526,000	526,800	525,700	525,700	529,400	529,900	528,700	528,700	-	-	-	-	530,200	-	-	-	-
7-Jan-13	530,700	531,500	530,700	530,900	533,400	533,400	533,400	533,400	531,700	-	-	-	531,600	-	-	-	-
8-Jan-13	529,300	529,500	529,300	529,500	-	-	-	531,400	-	-	-	-	531,600	-	-	-	-
9-Jan-13	532,500	533,400	532,500	533,400	535,800	535,800	535,000	535,000	-	-	-	-	535,900	-	-	-	-
10-Jan-13	532,000	534,600	531,700	534,600	-	-	-	535,400	-	-	-	-	536,300	-	-	-	-
11-Jan-13	537,800	537,800	536,800	537,000	538,800	538,800	538,800	538,800	539,700	539,900	539,700	539,700	539,900	-	-	-	-
14-Jan-13	-	-	-	537,000	-	-	-	538,800	-	-	-	-	539,900	-	-	-	-
15-Jan-13	536,000	538,400	536,000	538,100	-	-	-	539,700	540,800	540,800	540,800	540,800	540,800	-	-	-	-
16-Jan-13	539,700	539,900	539,600	539,800	-	-	-	540,500	-	-	-	-	541,400	-	-	-	-
17-Jan-13	-	-	-	539,800	-	-	-	541,100	-	-	-	-	542,000	-	-	-	-
18-Jan-13	-	-	-	539,800	-	-	-	542,000	-	-	-	-	542,900	-	-	-	-
21-Jan-13	-	-	-	539,800	-	-	-	542,000	-	-	-	-	542,900	-	-	-	-
22-Jan-13	540,000	541,900	540,000	541,900	-	-	-	542,000	543,300	543,300	543,300	543,300	543,300	-	-	-	-
23-Jan-13	540,000	541,700	539,700	541,700	-	-	-	542,000	542,700	542,700	542,700	542,700	542,700	-	-	-	-
25-Jan-13	541,500	541,900	541,500	541,600	-	-	-	538,400	-	-	-	-	538,900	-	-	-	-
28-Jan-13	-	-	-	541,600	-	-	-	534,300	-	-	-	-	534,800	-	-	-	-
29-Jan-13	-	-	-	534,300	-	-	-	534,300	-	-	-	-	534,800	535,400	535,400	535,400	535,400
30-Jan-13	-	-	-	534,300	-	-	-	534,300	-	-	-	-	534,800	-	-	-	535,400
31-Jan-13	-	-	-	535,100	-	-	-	535,100	-	-	-	-	537,300	-	-	-	535,700
Tertinggi High		(22)	541,900			(11)	538,800			(22)	543,300			(29)	535,400		
Terendah Low		(04)	525,700			(04)	528,700			(03)	536,200			(29)	535,400		
Rata-Rata Average			536,210				536,900				537,762				535,500		

Emas / Gold (GOL100)
Jakarta Futures Exchange (JFX)

Tanggal	Bulan Penyerahan / Delivery Months	Januari / January '13				Pebruari / February '13				Maret / March '13				April '13 / April '13			
		Pembukaan Open (Rp/Kg)	Tertinggi High (Rp/Kg)	Terendah Low (Rp/Kg)	Penutupan Settlement (Rp/Kg)	Pembukaan Open (Rp/Kg)	Tertinggi High (Rp/Kg)	Terendah Low (Rp/Kg)	Penutupan Settlement (Rp/Kg)	Pembukaan Open (Rp/Kg)	Tertinggi High (Rp/Kg)	Terendah Low (Rp/Kg)	Penutupan Settlement (Rp/Kg)	Pembukaan Open (Rp/Kg)	Tertinggi High (Rp/Kg)	Terendah Low (Rp/Kg)	Penutupan Settlement (Rp/Kg)
2-Jan-13	-	-	-	-	523,300	528,800	528,800	528,800	528,800	-	-	-	529,300	-	-	-	-
3-Jan-13	532,250	532,400	532,000	528,200	536,100	536,400	531,000	530,000	538,250	538,250	538,250	531,200	531,200	-	-	-	-
4-Jan-13	520,350	520,350	520,350	512,200	522,050	525,200	516,100	514,000	526,350	526,350	516,950	515,200	515,200	-	-	-	-
7-Jan-13	532,000	532,000	531,000	531,200	530,700	535,200	530,700	533,000	525,000	537,000	525,000	534,200	534,200	-	-	-	-
8-Jan-13	533,900	535,350	533,900	535,250	537,900	538,700	534,400	533,200	535,950	541,350	533,650	533,800	533,800	-	-	-	-
9-Jan-13	537,400	538,850	534,700	538,150	538,600	544,200	535,900	534,950	539,700	546,500	537,200	536,150	536,150	-	-	-	-
10-Jan-13	532,000	532,200	532,000	532,200	533,800	544,500	533,800	535,800	535,000	546,150	534,100	537,000	537,000	-	-	-	-
11-Jan-13	-	-	-	532,200	541,800	549,700	538,800	535,400	542,000	551,700	536,400	536,550	536,550	-	-	-	-
14-Jan-13	-	-	-	532,200	537,000	537,000	534,300	535,600	539,000	539,000	535,500	536,300	536,300	-	-	-	-
15-Jan-13	-	-	-	534,500	538,400	541,400	538,300	540,300	540,000	544,850	540,000	540,500	540,500	-	-	-	-
16-Jan-13	-	-	-	534,750	542,550	542,550	540,600	540,400	544,800	544,800	540,450	540,750	540,750	-	-	-	-
17-Jan-13	546,200	546,200	535,500	535,500	541,250	550,200	540,700	541,000	542,950	543,500	541,800	542,200	542,200	-	-	-	-
18-Jan-13	-	-	-	540,000	541,900	545,300	541,800	542,100	543,100	547,400	542,600	543,300	543,300	-	-	-	-
21-Jan-13	-	-	-	540,000	543,100	550,500	543,100	540,900	545,000	552,600	541,500	541,500	541,500	-	-	-	-
22-Jan-13	539,000	539,500	539,000	539,500	541,800	548,200	541,800	547,950	543,000	550,900	543,000	549,650	549,650	-	-	-	-
23-Jan-13	539,000	539,500	539,000	539,500	544,000	548,400	543,800	545,500	545,300	550,600	544,950	548,000	548,000	-	-	-	-
25-Jan-13	536,000	536,500	536,000	536,400	535,500	535,500	535,500	538,100	537,400	541,000	537,400	541,000	541,000	-	-	-	-
28-Jan-13	-	-	-	536,400	537,600	537,600	537,600	536,500	541,000	541,000	538,400	537,700	537,700	-	-	-	-
29-Jan-13	-	-	-	536,800	536,800	-	-	536,800	539,300	539,950	539,300	540,800	540,800	541,950	543,500	541,900	543,500
30-Jan-13	-	-	-	538,450	538,450	-	-	538,450	543,500	544,200	543,300	544,200	544,200	-	-	-	544,450
31-Jan-13	-	-	-	541,000	541,000	-	-	541,000	-	-	-	545,000	545,000	-	-	-	547,000
Tertinggi High		(17)	546,200			(21)	550,500			(21)	552,600			(29)	543,500		
Terendah Low		(04)	520,350			(04)	516,100			(04)	516,950			(29)	541,900		
Rata-Rata Average			534,176				536,655				538,300				544,983		

Emas / Gold (GOL250)
Jakarta Futures Exchange (JFX)

Januari / Januari '13

Bulan Penyerahan / Delivery Months Tanggal / Date	Januari / January '13				Pebruari / February '13				Maret / March '13				April '13 / April '13			
	Pembukaan Open (Rp/Kg)	Tertinggi High (Rp/Kg)	Terendah Low (Rp/Kg)	Penutupan Settlement (Rp/Kg)	Pembukaan Open (Rp/Kg)	Tertinggi High (Rp/Kg)	Terendah Low (Rp/Kg)	Penutupan Settlement (Rp/Kg)	Pembukaan Open (Rp/Kg)	Tertinggi High (Rp/Kg)	Terendah Low (Rp/Kg)	Penutupan Settlement (Rp/Kg)	Pembukaan Open (Rp/Kg)	Tertinggi High (Rp/Kg)	Terendah Low (Rp/Kg)	Penutupan Settlement (Rp/Kg)
2-Jan-13	-	-	-	530,600	-	-	-	532,800	-	-	-	534,100	-	-	-	-
3-Jan-13	532,300	532,900	532,300	532,900	534,800	535,650	534,650	535,650	535,800	536,250	535,800	536,900	-	-	-	-
4-Jan-13	526,400	527,000	526,100	526,600	-	-	-	529,400	529,350	529,800	529,350	529,650	-	-	-	-
7-Jan-13	531,200	531,700	531,200	530,900	-	-	-	530,100	533,150	533,800	533,150	532,200	-	-	-	-
8-Jan-13	528,600	528,800	528,600	528,800	529,800	529,800	529,800	529,800	531,100	531,700	531,100	531,700	-	-	-	-
9-Jan-13	531,800	533,000	531,600	532,000	-	-	-	534,400	535,550	535,950	535,550	535,850	-	-	-	-
10-Jan-13	531,000	533,800	531,000	533,800	535,000	535,400	535,000	535,400	534,700	534,950	534,650	536,100	-	-	-	-
11-Jan-13	536,700	537,800	535,900	536,500	-	-	-	538,000	540,150	540,750	539,300	539,300	-	-	-	-
14-Jan-13	-	-	-	536,500	-	-	-	538,000	539,150	540,100	539,100	540,100	-	-	-	-
15-Jan-13	536,300	537,600	536,300	537,600	-	-	-	539,100	538,450	538,950	538,450	540,400	-	-	-	-
16-Jan-13	539,300	540,000	539,300	540,000	-	-	-	539,900	-	-	-	541,200	-	-	-	-
17-Jan-13	-	-	-	540,000	-	-	-	540,500	539,200	543,000	539,200	542,800	-	-	-	-
18-Jan-13	-	-	-	540,000	-	-	-	541,400	540,200	544,900	540,200	543,500	-	-	-	-
21-Jan-13	540,200	542,200	540,100	540,100	541,600	542,100	541,600	542,100	541,000	544,500	541,000	543,500	-	-	-	-
22-Jan-13	540,700	541,700	540,400	541,700	542,500	542,800	541,500	541,800	542,000	543,600	542,000	542,800	-	-	-	-
23-Jan-13	541,000	542,400	540,100	542,400	-	-	-	541,800	541,500	542,950	541,500	542,800	-	-	-	-
25-Jan-13	542,300	542,600	542,200	542,600	538,400	538,400	537,900	537,900	536,250	537,000	536,250	538,100	-	-	-	-
28-Jan-13	-	-	-	542,600	-	-	-	534,500	536,000	536,850	536,000	535,000	-	-	-	-
29-Jan-13	-	-	-	534,500	-	-	-	534,500	533,400	534,200	533,350	534,200	535,800	535,800	535,800	535,800
30-Jan-13	-	-	-	534,500	-	-	-	534,500	533,650	534,300	533,650	534,300	-	-	-	535,800
31-Jan-13	-	-	-	536,300	536,000	536,300	536,000	536,300	-	-	-	536,700	535,800	536,300	535,800	536,200
Tertinggi High	(25) 542,600				(22) 542,800				(18) 544,900				(31) 536,300			
Terendah Low	(04) 526,100				(08) 529,800				(04) 529,350				(31) 535,800			
Rata-Rata Average	536,422				536,564				537,676				535,933			

Emas / Gold (GOLDGR)
Indonesia Commodity & Derivatives Exchange (ICDX)

Januari / Januari '13

Tanggal	Bulan Penyerahan / Delivery	Januari / January '13				Pebruari / February '13				Maret / March '13				April '13 / April '13			
		Pembukaan Open (Rp/Kg)	Tertinggi High (Rp/Kg)	Terendah Low (Rp/Kg)	Penutupan Settlement (Rp/Kg)	Pembukaan Open (Rp/Kg)	Tertinggi High (Rp/Kg)	Terendah Low (Rp/Kg)	Penutupan Settlement (Rp/Kg)	Pembukaan Open (Rp/Kg)	Tertinggi High (Rp/Kg)	Terendah Low (Rp/Kg)	Penutupan Settlement (Rp/Kg)	Pembukaan Open (Rp/Kg)	Tertinggi High (Rp/Kg)	Terendah Low (Rp/Kg)	Penutupan Settlement (Rp/Kg)
2-Jan-13		535,700	535,800	535,700	538,100	-	-	-	540,300	-	-	-	542,600	-	-	-	545,000
3-Jan-13		-	-	-	528,400	-	-	-	530,500	-	-	-	532,700	-	-	-	535,000
4-Jan-13		-	-	-	526,700	-	-	-	528,700	-	-	-	530,800	-	-	-	533,100
7-Jan-13		-	-	-	524,200	-	-	-	526,200	-	-	-	528,400	-	-	-	530,700
8-Jan-13		-	-	-	528,300	-	-	-	530,400	-	-	-	532,500	-	-	-	534,800
9-Jan-13		-	-	-	529,300	530,600	532,900	530,600	531,400	-	-	-	533,500	-	-	-	535,800
10-Jan-13		-	-	-	535,100	-	-	-	537,100	-	-	-	539,300	-	-	-	541,700
11-Jan-13		-	-	-	531,400	537,300	537,500	537,300	533,400	-	-	-	535,600	-	-	-	537,900
14-Jan-13		-	-	-	532,200	533,600	533,800	533,600	534,200	-	-	-	536,400	-	-	-	538,700
15-Jan-13		-	-	-	534,000	534,000	536,500	534,000	536,100	-	-	-	538,300	-	-	-	540,600
16-Jan-13		-	-	-	534,600	535,900	538,700	535,900	536,600	-	-	-	538,800	-	-	-	541,100
17-Jan-13		-	-	-	537,200	536,800	536,900	536,800	539,200	-	-	-	541,400	-	-	-	543,800
18-Jan-13		-	-	-	536,200	-	-	-	538,300	-	-	-	540,500	-	-	-	542,800
21-Jan-13		-	-	-	537,200	538,500	538,900	538,500	539,200	-	-	-	541,400	-	-	-	543,800
22-Jan-13		-	-	-	536,800	-	-	-	538,800	-	-	-	541,000	-	-	-	543,400
23-Jan-13		-	-	-	543,000	538,900	539,000	538,900	536,100	-	-	-	538,200	-	-	-	540,600
25-Jan-13		-	-	-	526,100	530,500	530,500	530,200	528,100	-	-	-	530,200	-	-	-	532,500
28-Jan-13		-	-	-	525,300	528,000	530,200	528,000	527,300	530,300	530,800	530,300	529,500	-	-	-	531,800
29-Jan-13		-	-	-	528,500	527,100	529,500	527,100	530,600	529,600	530,200	529,600	532,700	-	-	-	535,000
30-Jan-13		-	-	-	533,000	-	-	-	535,000	532,800	533,100	532,800	537,200	-	-	-	539,500
31-Jan-13		-	-	-	528,400	-	-	-	530,400	537,300	538,300	537,300	532,600	-	-	-	534,900
Tertinggi High		(02) 535,800				(23) 539,000				(31) 538,300				-			
Terendah Low		(02) 535,700				(29) 527,100				(29) 529,600				-			
Rata-Rata Average		532,095				533,710				535,886				538,214			

Sambungan / Continued

Januari / January '13

Tanggal / Date	Bulan Penyerahan / Delivery Months	Mei / May '13				Juni / June '13				Juli / July '13				Agustus / August '13			
		Pembukaan Open (Rp/Kg)	Tertinggi High (Rp/Kg)	Terendah Low (Rp/Kg)	Penutupan Settlement (Rp/Kg)	Pembukaan Open (Rp/Kg)	Tertinggi High (Rp/Kg)	Terendah Low (Rp/Kg)	Penutupan Settlement (Rp/Kg)	Pembukaan Open (Rp/Kg)	Tertinggi High (Rp/Kg)	Terendah Low (Rp/Kg)	Penutupan Settlement (Rp/Kg)	Pembukaan Open (Rp/gram)	Tertinggi High (Rp/gram)	Terendah Low (Rp/gram)	Penutupan Settlement (Rp/gram)
2-Jan-13		-	-	-	547,400	-	-	-	549,900	-	-	-	552,400	-	-	-	554,900
3-Jan-13		-	-	-	537,300	-	-	-	539,700	-	-	-	542,100	-	-	-	544,600
4-Jan-13		-	-	-	535,500	-	-	-	537,800	-	-	-	540,300	-	-	-	542,700
7-Jan-13		-	-	-	532,900	-	-	-	535,300	-	-	-	537,700	-	-	-	540,100
8-Jan-13		-	-	-	537,100	-	-	-	539,500	-	-	-	542,000	-	-	-	544,400
9-Jan-13		-	-	-	538,200	-	-	-	540,500	-	-	-	543,000	-	-	-	545,400
10-Jan-13		-	-	-	544,000	-	-	-	546,400	-	-	-	548,900	-	-	-	551,400
11-Jan-13		-	-	-	540,200	-	-	-	542,600	-	-	-	545,100	-	-	-	547,500
14-Jan-13		-	-	-	541,000	-	-	-	543,400	-	-	-	545,900	-	-	-	548,400
15-Jan-13		-	-	-	542,900	-	-	-	545,300	-	-	-	547,800	-	-	-	550,300
16-Jan-13		-	-	-	543,500	-	-	-	545,900	-	-	-	548,400	-	-	-	550,800
17-Jan-13		-	-	-	546,100	-	-	-	548,500	-	-	-	551,100	-	-	-	553,500
18-Jan-13		-	-	-	545,200	-	-	-	547,600	-	-	-	550,100	-	-	-	552,600
21-Jan-13		-	-	-	546,100	-	-	-	548,500	-	-	-	551,100	-	-	-	553,500
22-Jan-13		-	-	-	545,700	-	-	-	548,200	-	-	-	550,700	-	-	-	553,100
23-Jan-13		-	-	-	542,900	-	-	-	545,300	-	-	-	547,800	-	-	-	550,300
25-Jan-13		-	-	-	534,800	-	-	-	537,200	-	-	-	539,600	-	-	-	542,100
28-Jan-13		-	-	-	534,100	-	-	-	536,400	-	-	-	538,900	-	-	-	541,300
29-Jan-13		-	-	-	537,300	-	-	-	539,700	-	-	-	542,200	-	-	-	544,600
30-Jan-13		-	-	-	541,800	-	-	-	544,200	-	-	-	546,700	-	-	-	549,200
31-Jan-13		-	-	-	537,200	-	-	-	539,600	-	-	-	542,100	-	-	-	544,500
Tertinggi High		-				-				-				-			
Terendah Low		-				-				-				-			
Rata-Rata Average		540,533				542,929				545,424				547,867			

Sambungan / Continued

Januari / January'13

Tanggal / Date	Bulan / Penyerahan / Delivery Month	September / September'13				Oktober / October'13				Nopember / November'13				Desember / December '13			
		Pembukaan Open (Rp/gram)	Tertinggi High (Rp/gram)	Terendah Low (Rp/gram)	Penutupan Settlement (Rp/gram)	Pembukaan Open (Rp/gram)	Tertinggi High (Rp/gram)	Terendah Low (Rp/gram)	Penutupan Settlement (Rp/gram)	Pembukaan Open (Rp/gram)	Tertinggi High (Rp/gram)	Terendah Low (Rp/gram)	Penutupan Settlement (Rp/gram)	Pembukaan Open (Rp/gram)	Tertinggi High (Rp/gram)	Terendah Low (Rp/gram)	Penutupan Settlement (Rp/gram)
2-Jan-13	-	-	-	-	557,500	-	-	-	560,200	-	-	-	562,900	-	-	-	536,000
3-Jan-13	-	-	-	-	547,100	-	-	-	549,600	-	-	-	552,200	-	-	-	554,900
4-Jan-13	-	-	-	-	545,200	-	-	-	547,800	-	-	-	550,400	-	-	-	553,000
7-Jan-13	-	-	-	-	542,600	-	-	-	545,100	-	-	-	547,700	-	-	-	550,300
8-Jan-13	-	-	-	-	546,900	-	-	-	549,400	-	-	-	552,000	-	-	-	554,600
9-Jan-13	-	-	-	-	547,900	-	-	-	550,500	-	-	-	553,000	-	-	-	555,700
10-Jan-13	-	-	-	-	553,900	-	-	-	556,400	-	-	-	559,100	-	-	-	561,700
11-Jan-13	-	-	-	-	550,000	-	-	-	552,500	-	-	-	555,100	-	-	-	557,800
14-Jan-13	-	-	-	-	550,900	-	-	-	553,400	-	-	-	556,000	-	-	-	558,700
15-Jan-13	-	-	-	-	552,800	-	-	-	555,400	-	-	-	558,000	-	-	-	560,600
16-Jan-13	-	-	-	-	553,400	-	-	-	555,900	-	-	-	558,500	-	-	-	561,200
17-Jan-13	-	-	-	-	556,100	-	-	-	558,600	-	-	-	561,300	-	-	-	563,900
18-Jan-13	-	-	-	-	555,100	-	-	-	557,700	-	-	-	560,300	-	-	-	563,000
21-Jan-13	-	-	-	-	556,100	-	-	-	558,700	-	-	-	561,300	-	-	-	564,000
22-Jan-13	-	-	-	-	555,700	-	-	-	558,200	-	-	-	560,900	-	-	-	563,500
23-Jan-13	-	-	-	-	552,800	-	-	-	555,300	-	-	-	558,000	-	-	-	560,600
25-Jan-13	-	-	-	-	544,500	-	-	-	547,100	-	-	-	549,600	-	-	-	552,300
28-Jan-13	-	-	-	-	543,800	-	-	-	546,300	-	-	-	548,900	-	-	-	551,500
29-Jan-13	-	-	-	-	547,100	-	-	-	549,600	-	-	-	552,200	-	-	-	554,900
30-Jan-13	-	-	-	-	551,700	-	-	-	554,200	-	-	-	556,800	-	-	-	559,500
31-Jan-13	-	-	-	-	547,000	-	-	-	549,500	-	-	-	552,100	-	-	-	554,700
Tertinggi High	-	-	-	-	-	-	-	-	-	-	-	-	-	-	-	-	-
Terendah Low	-	-	-	-	-	-	-	-	-	-	-	-	-	-	-	-	-
Rata-Rata Average	-	-	-	-	550,386	-	-	-	552,924	-	-	-	555,538	-	-	-	556,781

Gulir Emas / Rolling Gold (KGE)

Jakarta Futures Exchange (JFX)

Tanggal / Date	Bulan / Month	Januari / January'13			
		Pembukaan Open (Rp/gram)	Tertinggi High (Rp/gram)	Terendah Low (Rp/gram)	Penutupan Settlement (Rp/gram)
2-Jan-13	-	-	-	-	521,777
3-Jan-13	-	-	-	-	522,739
4-Jan-13	-	-	-	-	507,250
7-Jan-13	-	-	-	-	514,074
8-Jan-13	-	-	-	-	514,108
9-Jan-13	-	-	-	-	516,705
10-Jan-13	-	-	-	-	516,472
11-Jan-13	-	-	-	-	517,303
14-Jan-13	-	-	-	-	516,991
15-Jan-13	-	-	-	-	522,339
16-Jan-13	-	-	-	-	521,474
17-Jan-13	-	-	-	-	522,069
18-Jan-13	-	-	-	-	523,340
21-Jan-13	-	-	-	-	522,193
22-Jan-13	-	-	-	-	524,458
23-Jan-13	-	-	-	-	523,985
25-Jan-13	-	-	-	-	517,944
28-Jan-13	-	-	-	-	515,228
29-Jan-13	-	-	-	-	516,832
30-Jan-13	-	-	-	-	519,048
31-Jan-13	-	-	-	-	523,169
Tertinggi High	-	-	-	-	-
Terendah Low	-	-	-	-	-
Rata-Rata Average	-	-	-	-	519,024

Gulir Emas / Rolling Gold (KGEUSD)

Jakarta Futures Exchange (JFX)

Tanggal / Date	Bulan / Month	Januari / January'13			
		Pembukaan Open (USD/T.Ounce)	Tertinggi High (USD/T.Ounce)	Terendah Low (USD/T.Ounce)	Penutupan Settlement (USD/T.Ounce)
2-Jan-13	-	1,676.00	1,690.70	1,676.00	1,686.85
3-Jan-13	-	1,684.50	1,684.50	1,681.00	1,663.95
4-Jan-13	-	1,644.00	1,656.60	1,630.00	1,655.75
7-Jan-13	-	1,653.40	1,655.40	1,647.00	1,647.10
8-Jan-13	-	1,654.00	1,659.00	1,654.00	1,659.00
9-Jan-13	-	1,662.90	1,664.00	1,656.50	1,657.70
10-Jan-13	-	1,667.00	1,676.00	1,667.00	1,675.35
11-Jan-13	-	1,673.00	1,673.00	1,669.00	1,662.75
14-Jan-13	-	1,669.10	1,669.20	1,667.70	1,667.85
15-Jan-13	-	1,683.50	1,683.50	1,677.90	1,679.10
16-Jan-13	-	1,678.90	1,679.40	1,678.90	1,681.15
17-Jan-13	-	1,681.90	1,682.00	1,681.70	1,687.35
18-Jan-13	-	-	-	-	1,683.95
21-Jan-13	-	-	-	-	1,690.05
22-Jan-13	-	1,693.00	1,695.40	1,693.00	1,692.00
23-Jan-13	-	1,692.10	1,694.40	1,692.00	1,685.45
25-Jan-13	-	1,667.00	1,667.50	1,664.00	1,658.85
28-Jan-13	-	-	-	-	1,655.75
29-Jan-13	-	-	-	-	1,663.80
30-Jan-13	-	-	-	-	1,677.00
31-Jan-13	-	1,679.80	1,679.80	1,677.00	1,663.85
Tertinggi High	-	-	(22) 1,695.40	-	-
Terendah Low	-	-	(04) 1,630.00	-	-
Rata-Rata Average	-	-	1,671.17	-	-

Gulir Indeks Emas / Rolling Gold Index (KIE)

Jakarta Futures Exchange (JFX)

Tanggal / Date	Bulan / Month	Januari / January'13			
		Pembukaan Open (Point)	Tertinggi High (Point)	Terendah Low (Point)	Penutupan Settlement (Point)
2-Jan-13	-	-	-	-	9,650
3-Jan-13	-	-	-	-	9,655
4-Jan-13	-	-	-	-	9,668
7-Jan-13	-	-	-	-	9,668
8-Jan-13	-	-	-	-	9,670
9-Jan-13	-	9,625	9,625	9,625	9,660
10-Jan-13	-	9,650	9,654	9,608	9,660
11-Jan-13	-	-	-	-	9,635
14-Jan-13	-	9,615	9,615	9,615	9,640
15-Jan-13	-	-	-	-	9,670
16-Jan-13	-	-	-	-	9,655
17-Jan-13	-	-	-	-	9,650
18-Jan-13	-	-	-	-	9,625
21-Jan-13	-	9,550	9,630	9,550	9,620
22-Jan-13	-	9,490	9,550	9,490	9,635
23-Jan-13	-	9,550	9,640	9,550	9,630
25-Jan-13	-	-	-	-	9,653
28-Jan-13	-	9,605	9,679	9,599	9,678
29-Jan-13	-	9,603	9,690	9,594	9,678
30-Jan-13	-	9,550	9,650	9,550	9,688
31-Jan-13	-	-	-	-	9,718
Tertinggi High	-	-	(29) 9,690	-	-
Terendah Low	-	-	(22) 9,490	-	-
Rata-Rata Average	-	-	9,657	-	-

Tunda Serah Emas (GOLDID)
Indonesia Commodity & Derivatives Exchange (ICDX)

Tanggal / Date	Januari / January'13			
	Bulan Penyerahan / Delivery Month	Pembukaan Open (USD/T.Ounce)	Tertinggi High (USD/T.Ounce)	Terendah Low (USD/T.Ounce)
2-Jan-13		1676.8	1693.1	1676.8
3-Jan-13		1,679.00	1,679.00	1,679.00
4-Jan-13		1649.1	1649.1	1,645.00
7-Jan-13		-	-	-
8-Jan-13		-	-	-
9-Jan-13		1662.3	1665.3	1,655.00
10-Jan-13		1,657.00	1677.9	1,657.00
11-Jan-13		1669.3	1675.5	1656.4
14-Jan-13		1668.1	1670.1	1668.1
15-Jan-13		1672.1	1683.4	1672.1
16-Jan-13		1682.2	1682.5	1677.5
17-Jan-13		-	-	-
18-Jan-13		1,695.00	1,695.00	1,687.00
21-Jan-13		-	-	-
22-Jan-13		1691.7	1,695.00	1691.7
23-Jan-13		1692.1	1694.6	1688.5
25-Jan-13		1,667.00	1,667.00	1,660.00
28-Jan-13		1660.7	1660.7	1658.4
29-Jan-13		-	-	-
30-Jan-13		1664.7	1,682.00	1,664.00
31-Jan-13		-	-	-
Tertinggi High (22) 1,695.00				
Terendah Low (04) 1,645.00				
Rata-Rata Average 1,671.50				

Tunda Serah Emas (GOLDUD)
Indonesia Commodity & Derivatives Exchange (ICDX)

Tanggal / Date	Januari / January'13			
	Bulan Penyerahan / Delivery Month	Pembukaan Open (USD/T.Ounce)	Tertinggi High (USD/T.Ounce)	Terendah Low (USD/T.Ounce)
2-Jan-13		1670.3	1692.9	1670.3
3-Jan-13		1689.1	1689.3	1662.5
4-Jan-13		1656.1	1656.1	1627.6
7-Jan-13		-	-	-
8-Jan-13		-	-	-
9-Jan-13		1,659.00	1664.7	1,652.00
10-Jan-13		1,656.00	1,678.00	1,656.00
11-Jan-13		1673.2	1676.1	1654.8
14-Jan-13		1665.7	1673.8	1,665.00
15-Jan-13		1668.7	1,685.00	1668.7
16-Jan-13		1,682.00	1682.5	1674.4
17-Jan-13		1681.7	1,694.00	1667.9
18-Jan-13		1688.9	1,695.00	1684.7
21-Jan-13		1688.3	1691.3	1686.2
22-Jan-13		1691.6	1695.5	1,688.00
23-Jan-13		1694.1	1694.6	1,685.00
25-Jan-13		1668.9	1670.7	1,658.00
28-Jan-13		1658.7	1661.2	1,654.00
29-Jan-13		1658.9	1665.4	1658.9
30-Jan-13		1666.7	1682.4	1664.3
31-Jan-13		1678.1	1680.4	1658.8
Tertinggi High (18) 1,695.00				
Terendah Low (09) 1,652.00				
Rata-Rata Average 1,671.50				

4. Jumlah dan Volume Transaksi, dan Open Interest Frequency and Volume, and Open Interest

Olein (OLE)

Jakarta Futures Exchange (JFX)

Tanggal (Date)	Bulan (Month)	Januari / January'13		
		Transaksi (kali) Frequency (times)	Volume (lot) Volume (lots)	Open Interest (lots)
2		-	-	-
3		6	82	-
4		6	80	-
7		102	140	-
8		2	30	-
9		30	162	-
10		12	190	-
11		24	139	-
14		2	4	-
15		18	282	-
16		4	80	-
17		-	-	-
18		5	20	-
21		44	56	-
22		48	154	-
23		52	214	-
25		74	124	-
28		39	46	-
29		39	42	-
30		30	30	-
31		62	70	-
Tertinggi High		(07) 102	(15) 282	-
Terendah Low		(08) 2	(14) 4	-
Rata-Rata Average		32	102	-

Olein (OLE10)

Jakarta Futures Exchange (JFX)

Tanggal (Date)	Bulan (Month)	Januari / January'13		
		Transaksi (kali) Frequency (times)	Volume (lot) Volume (lots)	Open Interest (lots)
2		-	-	-
3		42	42	-
4		-	-	-
7		16	16	-
8		18	18	-
9		16	16	-
10		6	6	-
11		18	24	-
14		4	90	-
15		32	32	-
16		-	-	-
17		-	-	-
18		-	-	-
21		2	12	-
22		-	-	-
23		-	-	-
25		54	60	-
28		256	256	-
29		212	324	-
30		278	350	-
31		80	80	-
Tertinggi High		(30) 278	(30) 350	-
Terendah Low		(21) 2	(10) 6	-
Rata-Rata Average		69	95	-

RBD PALM OLEIN (OLEINTR)

Indonesia Commodity & Derivatives Exchange (ICDX)

Tanggal (Date)	Bulan (Month)	Januari / January'13		
		Transaksi (kali) Frequency (times)	Volume (lot) Volume (lots)	Open Interest (lots)
2		6	6	-
3		5	5	2
4		5	5	2
7		6	6	-
8		6	6	-
9		3	3	1
10		1	1	-
11		3	3	1
14		2	2	1
15		3	3	-
16		6	6	-
17		7	7	-
18		3	3	-
21		4	4	-
22		6	6	-
23		3	3	-
25		1	1	-
28		3	3	-
29		4	4	-
30		4	4	-
31		7	7	-
Tertinggi High		(31) 7	(31) 7	(04) 2
Terendah Low		(25) 1	(25) 1	(14) 1
Rata-Rata Average		4	4	1

Crude Palm Oil (CPOTR)

Indonesia Commodity & Derivatives Exchange (ICDX)

Bulan (Month) Tanggal (Date)	Januari / January'13		
	Transaksi (kali) Frequency (times)	Volume (lot) Volume (lots)	Open Interest (lots)
2	1242	2806	30
3	1347	3106	32
4	1189	3196	36
7	1213	3080	-
8	1193	3004	-
9	1087	2974	27
10	836	2261	11
11	1104	2964	25
14	1263	3114	24
15	1200	3153	-
16	1505	3365	-
17	1378	2941	-
18	1260	2297	-
21	1222	2815	-
22	1106	2691	-
23	1155	2837	-
25	1157	2880	-
28	731	2010	-
29	1195	3132	-
30	1155	3223	-
31	1245	3439	-
Tertinggi High	(16) 1505	(31) 3439	(04) 36
Terendah Low	(28) 731	(28) 2010	(10) 11
Rata-Rata Average	1180	2918	26

Kakao / Cocoa (CC5)

Jakarta Futures Exchange (JFX)

Bulan (Month) Tanggal (Date)	Januari / January'13		
	Transaksi (kali) Frequency (times)	Volume (lot) Volume (lots)	Open Interest (lots)
2	137	183	-
3	138	210	-
4	201	226	-
7	184	208	-
8	158	203	-
9	164	227	-
10	168	215	-
11	165	219	-
14	182	247	-
15	149	185	-
16	145	175	-
17	133	150	-
18	141	182	-
21	141	145	-
22	200	259	-
23	198	200	-
25	203	205	-
28	164	194	-
29	182	207	-
30	181	225	-
31	197	212	-
Tertinggi High	(25) 203	(22) 259	-
Terendah Low	(17) 133	(21) 145	-
Rata-Rata Average	168	204	-

Emas / Gold (GOL)
Jakarta Futures Exchange (JFX)

Tanggal (Date)	Bulan (Month)	Januari / January'13		
		Transaksi (kali) Frequency (times)	Volume (lot) Volume (lots)	Open Interest (lots)
2		-	-	-
3		206	282	-
4		11	95	-
7		6	82	-
8		2	30	-
9		10	162	-
10		10	200	-
11		11	90	-
14		-	-	-
15		20	304	-
16		4	80	-
17		-	-	-
18		-	-	-
21		-	-	-
22		10	138	-
23		12	172	-
25		4	70	-
28		-	-	-
29		1	1	-
30		-	-	-
31		-	-	-
Tertinggi High		(26) 206	(27) 304	-
Terendah Low		(30) 1	(30) 1	-
Rata-Rata Average		24	131	-

Emas / Gold (GOL100)
Jakarta Futures Exchange (JFX)

Tanggal (Date)	Bulan (Month)	Januari / January'13		
		Transaksi (kali) Frequency (times)	Volume (lot) Volume (lots)	Open Interest (lots)
2		15	15	225
3		154	154	184
4		94	94	186
7		201	209	169
8		266	266	10
9		170	170	-
10		256	368	-
11		50	50	-
14		93	93	-
15		124	124	-
16		81	81	-
17		127	127	1
18		137	137	1
21		189	189	1
22		134	362	1
23		281	509	1
25		16	244	1
28		17	17	1
29		20	20	-
30		4	12	-
31		-	-	-
Tertinggi High		(23) 281	(23) 509	(02) 225
Terendah Low		(30) 4	(30) 12	(28) 1
Rata-Rata Average		121	162	65

Emas / Gold (GOL250)
Jakarta Futures Exchange (JFX)

Tanggal (Date)	Bulan (Month)	Januari / January'13		
		Transaksi (kali) Frequency (times)	Volume (lot) Volume (lots)	Open Interest (lots)
2		-	-	-
3		68	148	-
4		18	116	-
7		18	100	-
8		252	290	-
9		20	176	-
10		272	466	-
11		19	103	-
14		17	23	-
15		30	342	-
16		4	80	-
17		2	20	-
18		12	32	-
21		8	42	-
22		30	226	-
23		22	176	-
25		22	116	-
28		24	56	-
29		16	34	-
30		12	22	-
31		14	26	-
Tertinggi High		(10) 272	(10) 466	-
Terendah Low		(17) 2	(17) 20	-
Rata-Rata Average		44	130	-

Gulir Emas / Rolling Gold (KGE)
Jakarta Futures Exchange (JFX)

Tanggal (Date)	Bulan (Month)	Januari / January'13		
		Transaksi (kali) Frequency (times)	Volume (lot) Volume (lots)	Open Interest (lots)
2		-	-	-
3		-	-	-
4		-	-	-
7		-	-	-
8		-	-	-
9		-	-	-
10		-	-	-
11		-	-	-
14		-	-	-
15		-	-	-
16		-	-	-
17		-	-	-
18		-	-	-
21		-	-	-
22		-	-	-
23		-	-	-
25		-	-	-
28		-	-	-
29		-	-	-
30		-	-	-
31		-	-	-
Tertinggi High		-	-	-
Terendah Low		-	-	-
Rata-Rata Average		-	-	-

Gulir Emas / Rolling Gold (KGEUSD)
Jakarta Futures Exchange (JFX)

Tanggal (Date)	Bulan (Month)	Januari / January'13		
		Transaksi (kali) Frequency (times)	Volume (lot) Volume (lots)	Open Interest (lots)
2		25	25	8
3		4	4	12
4		6	6	12
7		4	4	14
8		7	7	7
9		15	15	8
10		5	5	7
11		4	4	11
14		8	152	13
15		8	152	11
16		6	150	11
17		4	80	11
18		-	-	-
21		-	-	-
22		2	2	11
23		20	20	21
25		18	18	3
28		-	-	-
29		-	-	-
30		-	-	-
31		2	2	5
Tertinggi High		(26) 25	(15) 152	(23) 21
Terendah Low		(31) 2	(31) 2	(25) 3
Rata-Rata Average		9	40	10

Gulir Indeks Emas/Rolling Gold Index (KIE)
Jakarta Futures Exchange (JFX)

Tanggal (Date)	Bulan (Month)	Januari / January'13		
		Transaksi (kali) Frequency (times)	Volume (lot) Volume (lots)	Open Interest (lots)
2		-	-	-
3		-	-	-
4		-	-	-
7		-	-	-
8		-	-	-
9		2	2	14
10		10	300	14
11		-	-	-
14		14	14	9
15		-	-	-
16		-	-	-
17		-	-	-
18		-	-	-
21		10	361	10
22		2	10	10
23		2	4	10
25		-	-	-
28		31	801	-
29		33	851	9
30		2	12	9
31		-	-	-
Tertinggi High		(29) 33	(29) 851	(23) 10
Terendah Low		(30) 2	(09) 2	(30) 9
Rata-Rata Average		12	262	11

Tunda Serah Emas (GOLDID)
Indonesia Commodity & Derivatives Exchange (ICDX)

Tanggal (Date)	Bulan (Month)	Januari / January'13		
		Transaksi (kali) <i>Frequency (times)</i>	Volume (lot) <i>Volume (lots)</i>	Open Interest (lots)
2		15	15	-
3		1	1	-
4		7	7	-
7		-	-	-
8		-	-	-
9		5	5	-
10		7	7	-
11		5	5	-
14		2	2	-
15		4	4	-
16		6	6	-
17		-	-	-
18		4	4	-
21		-	-	-
22		3	3	-
23		6	6	-
25		7	7	-
28		2	2	-
29		-	-	-
30		18	18	-
31		-	-	-
Tertinggi <i>High</i>		(30) 18	(30) 18	-
Terendah <i>Low</i>		(28) 2	(28) 2	-
Rata-Rata <i>Average</i>		6	6	-

Tunda Serah Emas (GOLDUD)
Indonesia Commodity & Derivatives Exchange (ICDX)

Tanggal (Date)	Bulan (Month)	Januari / January'13		
		Transaksi (kali) <i>Frequency (times)</i>	Volume (lot) <i>Volume (lots)</i>	Open Interest (lots)
2		124	237	-
3		160	485	-
4		117	386	-
7		63	216	-
8		103	478	-
9		34	103	-
10		78	254	-
11		95	341	-
14		25	49	-
15		98	287	-
16		25	49	-
17		117	370	-
18		75	267	-
21		33	86	-
22		48	192	-
23		41	111	-
25		56	178	-
28		170	1251	-
29		38	122	-
30		169	623	-
31		95	314	-
Tertinggi <i>High</i>		(28) 170	(28) 1251	-
Terendah <i>Low</i>		(14) 25	(16) 49	-
Rata-Rata <i>Average</i>		84	305	-

Emas / Gold (GOLDGR)
Indonesia Commodity & Derivatives Exchange (ICDX)

Tanggal (Date)	Bulan (Month)	Januari / January'13		
		Transaksi (kali) <i>Frequency (times)</i>	Volume (lot) <i>Volume (lots)</i>	Open Interest (lots)
2		2	20	-
3		-	-	-
4		-	-	-
7		-	-	-
8		-	-	-
9		12	88	-
10		-	-	-
11		2	20	-
14		2	20	-
15		8	48	-
16		8	48	-
17		2	20	-
18		-	-	-
21		4	40	-
22		-	-	-
23		2	20	-
25		4	40	-
28		34	210	-
29		14	108	-
30		4	40	-
31		8	80	-
Tertinggi <i>High</i>		(28) 34	(28) 210	-
Terendah <i>Low</i>		(23) 2	(23) 20	-
Rata-Rata <i>Average</i>		8	57	-

5. Jumlah dan Volume Transaksi, *Open Interest* dan Hari Perdagangan Selama Lima Tahun
Frequency and Volume, Open Interest and Trading Days for Five Years

Olein (OLE) Jakarta Futures Exchange (JFX)		Transaksi (Kali)/Frequency (Times)					Volume (lot) /Volume (Lots)					Open Interest pada akhir bulan (lot) / Open Interest at the End of This Month (Lots)					Hari Perdagangan / Trading Days (Days)				
No.	Bulan / Month	2009	2010	2011	2012	2013	2009	2010	2011	2012	2013	2009	2010	2011	2012	2013	2009	2010	2011	2012	2013
1	Januari/January	6	-	162	479	599	10	-	414	1,384	1,945	-	-	-	-	-	19	20	21	22	22
2	Pebruari/February	2	-	228	369		4	-	532	1,037		-	-	-	-		20	19	18	21	
3	Maret/March	2	-	581	445		4	-	927	1,411		-	-	-	-		20	22	23	22	
4	April/April	2	-	375	729		4	-	767	1,981		-	-	-	-		21	21	20	21	
5	Mei/May	2	-	572	592		4	-	899	1,778		-	-	-	-		20	21	22	23	
6	Juni/June	2	-	493	648		4	-	837	2,638		-	-	-	-		22	22	22	21	
7	Juli/July	-	-	581	643		-	-	1,226	2,548		-	-	-	-		22	22	21	22	
8	Agustus/August	66	83	410			98	156	766			-	-	-			20	22	21		
9	September/September	-	191	483			-	437	1,234			-	-	-			18	19	22		
10	Oktober /October	-	135	414			-	389	1,198			-	-	-			22	21	21		
11	Nopember/November	-	134	482			-	440	1,828			-	-	-			20	21	22		
12	Desember/December	-	112	376			-	278	1,494			-	-	-			21	21	20		

Olein (OLE10)
Jakarta Futures Exchange (JFX)

No.	Bulan / Month	Transaksi (Kali)/Frequency (Times)					Volume (lot) /Volume (Lots)					Open Interest pada akhir bulan (lot) / Open Interest at the End of This Month (Lots)					Hari Perdagangan / Trading Days (Days)				
		2009	2010	2011	2012	2013	2009	2010	2011	2012	2013	2009	2010	2011	2012	2013	2009	2010	2011	2012	2013
1	Januari/January	-	-	-	268	1,034	-	-	-	268	1,326	-	-	-	-	-	-	-	21	22	22
2	Pebruari/February	-	-	-	382		-	-	-	462		-	-	-	-	-	-	-	18	21	
3	Maret/March	-	-	-	985		-	-	-	1,354		-	-	-	-	-	-	-	23	22	
4	April/April	-	-	-	798		-	-	-	978		-	-	-	-	-	-	-	20	21	
5	Mei/May	-	-	-	718		-	-	-	896		-	-	-	-	-	-	-	22	23	
6	Juni/June	-	-	-	627		-	-	-	834		-	-	-	-	-	-	-	22	21	
7	Juli/July	-	-	-	361		-	-	-	564		-	-	-	-	-	-	-	21	22	
8	Agustus/August	-	-	-			-	-	-			-	-	-	-	-	-	-	21		
9	September/September	-	-	-			-	-	-			-	-	-	-	-	-	-	22		
10	Oktober /October	-	-	-			-	-	-			-	-	-	-	-	-	-	21		
11	Nopember/November	-	-	-			-	-	-			-	-	-	-	-	-	-	22		
12	Desember/December	-	-	264			-	-	380			-	-	-	-	-	-	-	20		

RBD PALM OLEIN (OLEINTR)
Indonesia Commodity & Derivatives Exchange (ICDX)

No.	Bulan / Month	Transaksi (Kali)/Frequency (Times)					Volume (lot) /Volume (Lots)					Open Interest pada akhir bulan (lot) / Open Interest at the End of This Month (Lots)					Hari Perdagangan / Trading Days (Days)				
		2009	2010	2011	2012	2013	2009	2010	2011	2012	2013	2009	2010	2011	2012	2013	2009	2010	2011	2012	2013
1	Januari/January	-	-	-	1,147	88	-	-	-	1,429	88	-	-	-	-	-	-	-	-	20	20
2	Pebruari/February	-	-	-	412		-	-	-	463		-	-	-	-	-	-	-	-	21	
3	Maret/March	-	-	-	102		-	-	-	159		-	-	-	-	-	-	-	-	22	
4	April/April	-	-	-	132		-	-	-	141		-	-	-	-	-	-	-	-	20	
5	Mei/May	-	-	-	75		-	-	-	80		-	-	-	-	-	-	-	-	23	
6	Juni/June	-	-	-	75		-	-	-	76		-	-	-	-	-	-	-	-	23	
7	Juli/July	-	-	-	151		-	-	-	158		-	-	-	-	-	-	-	-	22	
8	Agustus/August	-	-	-			-	-	-			-	-	-			-	-	-		
9	September/September	-	-	-			-	-	-			-	-	-			-	-	-		
10	Oktober /October	-	-	-			-	-	-			-	-	-			-	-	-		
11	Nopember/November	-	-	-			-	-	-			-	-	-			-	-	-		
12	Desember/December	-	-	1,340			-	-	-			-	-	-			-	-	22		

Crude Palm Oil (CPOTR)

Indonesia Commodity & Derivatives Exchange (ICDX)

No.	Bulan / Month	Transaksi (Kali)/Frequency (Times)					Volume (lot) /Volume (Lots)					Open Interest pada akhir bulan (lot) / Open Interest at the End of This Month (Lots)					Hari Perdagangan / Trading Days (Days)				
		2009	2010	2011	2012	2013	2009	2010	2011	2012	2013	2009	2010	2011	2012	2013	2009	2010	2011	2012	2013
1	Januari/January	-	-	11,233	23,091	26,493	-	-	42,734	62,550	61,288	-	-	-	-	-	-	-	21	20	22
2	Pebruari/February	-	-	9,314	24,920		-	-	41,249	63,681		-	-	-	-	-	-	-	17	21	
3	Maret/March	-	-	14,623	26,098		-	-	53,366	70,885		-	-	-	-	-	-	-	23	22	
4	April/April	-	-	13,521	27,884		-	-	46,543	66,325		-	-	-	-	-	-	-	20	20	
5	Mei/May	-	-	11,492	29,663		-	-	53,018	70,602		-	-	-	-	-	-	-	22	23	
6	Juni/June	-	-	11,519	34,535		-	-	55,099	73,589		-	-	-	-	-	-	-	22	21	
7	Juli/July	-	-	12,458	32,752		-	-	63,061	74,148		-	-	-	-	-	-	-	21	22	
8	Agustus/August	-	-	15,293			-	-	56,212			-	-	-	-	-	-	-	23		
9	September/September	-	-	22,371			-	-	78,660			-	-	-	-	-	-	-	22		
10	Oktober /October	-	-	35,429			-	-	99,976			-	-	-	-	-	-	-	21		
11	Nopember/November	-	-	38,422			-	-	102,560			-	-	-	-	-	-	-	22		
12	Desember/December	-	-	31,436			-	-	79,287			-	-	-	-	-	-	-	22		

Kakao / Cocoa (CC5)
Jakarta Futures Exchange (JFX)

No.	Bulan / Month	Transaksi (Kali)/Frequency (Times)					Volume (lot) /Volume (Lots)					Open Interest pada akhir bulan (lot) / Open Interest at the End of This Month (Lots)					Hari Perdagangan / Trading Days (Days)				
		2009	2010	2011	2012	2013	2009	2010	2011	2012	2013	2009	2010	2011	2012	2013	2009	2010	2011	2012	2013
1	Januari/January	-	-	-	2,205	3,531	-	-	-	3,520	4,277	-	-	-	-	-	-	-	-	22	22
2	Pebruari/February	-	-	-	81		-	-	-	1,001		-	-	-	-	-	-	-	-	21	
3	Maret/March	-	-	-	4,099		-	-	-	4,187		-	-	-	-	-	-	-	-	22	
4	April/April	-	-	-	3,003		-	-	-	4,785		-	-	-	-	-	-	-	-	21	
5	Mei/May	-	-	-	3,338		-	-	-	3,665		-	-	-	-	-	-	-	-	23	
6	Juni/June	-	-	-	3,512		-	-	-	3,682		-	-	-	-	-	-	-	-	21	
7	Juli/July	-	-	-	3,362		-	-	-	3,837		-	-	-	-	-	-	-	-	22	
8	Agustus/August	-	-	-			-	-	-			-	-	-	-	-	-	-	-		
9	September/September	-	-	-			-	-	-			-	-	-	-	-	-	-	-		
10	Oktober /October	-	-	-			-	-	-			-	-	-	-	-	-	-	-		
11	Nopember/November	-	-	-			-	-	-			-	-	-	-	-	-	-	-		
12	Desember/December	-	-	618			-	-	1,659			-	-	-	-	-	-	-	20		

Emas / Gold (GOL)
Jakarta Futures Exchange (JFX)

No.	Bulan / Month	Transaksi (Kali)/Frequency (Times)					Volume (lot) /Volume (Lots)					Open Interest pada akhir bulan (lot) / Open Interest at the End of This Month (Lots)					Hari Perdagangan / Trading Days (Days)				
		2009	2010	2011	2012	2013	2009	2010	2011	2012	2013	2009	2010	2011	2012	2013	2009	2010	2011	2012	2013
1	Januari/January	106	173	172	106	312	208	173	336	1,021	1,706	-	-	-	-	-	19	20	21	22	22
2	Pebruari/February	109	133	226	81		223	133	602	1,001		1	-	-	-	-	20	19	18	21	
3	Maret/March	126	148	242	189		249	148	557	1,364		1	-	-	-	-	20	22	23	22	
4	April/April	112	140	208	140		222	140	580	1,470		-	-	-	-	-	21	21	20	21	
5	Mei/May	127	131	181	98		246	135	390	1,144		-	-	-	-	-	20	21	22	23	
6	Juni/June	177	150	188	122		326	155	548	2,166		-	-	-	-	-	22	22	22	21	
7	Juli/July	50	158	202	160		78	166	800	1,972		-	-	-	-	-	22	22	21	22	
8	Agustus/August	137	206	128			260	266	398			-	-	-			20	22	21		
9	September/September	152	289	190			303	489	928			-	17	-			18	19	22		
10	Oktober /October	198	245	224			379	485	1,092			-	-	-			22	21	21		
11	Nopember/November	190	205	143			345	471	1,997			-	-	-			20	21	22		
12	Desember/December	118	181	106			250	333	946			-	-	15			21	21	20		

Emas / Gold (GOL100)
Jakarta Futures Exchange (JFX)

No.	Bulan / Month	Transaksi (Kali)/Frequency (Times)					Volume (lot) /Volume (Lots)					Open Interest pada akhir bulan (lot) / Open Interest at the End of This Month (Lots)					Hari Perdagangan / Trading Days (Days)				
		2009	2010	2011	2012	2013	2009	2010	2011	2012	2013	2009	2010	2011	2012	2013	2009	2010	2011	2012	2013
1	Januari/January	-	-	-	-	2,429	-	-	-	-	3,241	-	-	-	-	-	-	-	-	-	22
2	Pebruari/February	-	-	-	-		-	-	-	-		-	-	-	-	-	-	-	-	-	
3	Maret/March	-	-	-	-		-	-	-	-		-	-	-	-	-	-	-	-	-	
4	April/April	-	-	-	-		-	-	-	-		-	-	-	-	-	-	-	-	-	
5	Mei/May	-	-	-	-		-	-	-	-		-	-	-	-	-	-	-	-	-	
6	Juni/June	-	-	-	-		-	-	-	-		-	-	-	-	-	-	-	-	-	
7	Juli/July	-	-	-	115		-	-	-	578		-	-	-	-	-	-	-	-	22	
8	Agustus/August	-	-	-			-	-	-			-	-	-	-	-	-	-	-		
9	September/September	-	-	-			-	-	-			-	-	-	-	-	-	-	-		
10	Oktober /October	-	-	-			-	-	-			-	-	-	-	-	-	-	-		
11	Nopember/November	-	-	-			-	-	-			-	-	-	-	-	-	-	-		
12	Desember/December	-	-	-			-	-	-			-	-	-	-	-	-	-	-		

Emas / Gold (GOL250)
Jakarta Futures Exchange (JFX)

No.	Bulan / Month	Transaksi (Kali)/Frequency (Times)					Volume (lot) /Volume (Lots)					Open Interest pada akhir bulan (lot) / Open Interest at the End of This Month (Lots)					Hari Perdagangan / Trading Days (Days)				
		2009	2010	2011	2012	2013	2009	2010	2011	2012	2013	2009	2010	2011	2012	2013	2009	2010	2011	2012	2013
1	Januari/January	-	-	599	449	880	-	-	1,427	2,007	2,594	-	-	-	-	-	-	-	21	22	22
2	Pebruari/February	-	-	470	395		-	-	1,369	2,047		-	-	-	-		-	-	18	21	
3	Maret/March	-	-	386	534		-	-	977	2,043		-	-	-	-		-	-	23	22	
4	April/April	-	-	356	639		-	-	982	2,143		-	-	-	-		-	-	20	21	
5	Mei/May	-	-	293	817		-	-	1,103	1,144		-	-	-	-		-	-	22	23	
6	Juni/June	-	-	331	374		-	-	1,206	2,678		-	-	-	-		-	-	22	21	
7	Juli/July	-	-	343	1,301		-	-	1,648	3,463		-	-	-	-		-	-	21	22	
8	Agustus/August	-	-	255			-	-	1,144			-	-	-	-		-	-	21		
9	September/September	-	-	432			-	-	2,312			-	-	-	-		-	-	22		
10	Oktober /October	-	-	557			-	-	2,360			-	-	-	-		-	-	21		
11	Nopember/November	-	-	487			-	-	2,324			-	-	-	-		-	-	22		
12	Desember/December	-	-	537			-	-	2,347			-	-	-	-		-	-	20		

Emas / Gold (GOLDGR)
Indonesia Commodity & Derivatives Exchange (ICDX)

No.	Bulan / Month	Transaksi (Kali)/Frequency (Times)					Volume (lot) /Volume (Lots)					Open Interest pada akhir bulan (lot) / Open Interest at the End of This Month (Lots)					Hari Perdagangan / Trading Days (Days)				
		2009	2010	2011	2012	2013	2009	2010	2011	2012	2013	2009	2010	2011	2012	2013	2009	2010	2011	2012	2013
1	Januari/January	-	-	235	43	106	-	-	780	235	802	-	-	-	-	-	-	-	21	20	22
2	Pebruari/February	-	-	221	101		-	-	630	397		-	-	-	-		-	-	17	21	
3	Maret/March	-	-	461	32		-	-	1,265	348		-	-	-	-		-	-	23	22	
4	April/April	-	-	432	61		-	-	1,284	397		-	-	-	-		-	-	18	20	
5	Mei/May	-	-	1,143	62		-	-	2,264	466		-	-	-	-		-	-	22	23	
6	Juni/June	-	-	551	91		-	-	1,107	625		-	-	-	-		-	-	22	21	
7	Juli/July	-	-	479	118		-	-	882	579		-	-	-	-		-	-	21	22	
8	Agustus/August	-	-	728			-	-	1,903			-	-	-			-	-	23		
9	September/September	-	-	231			-	-	618			-	-	-			-	-	22		
10	Oktober /October	-	-	266			-	-	989			-	-	-			-	-	21		
11	Nopember/November	-	-	178			-	-	668			-	-	-			-	-	22		
12	Desember/December	-	-	86			-	-	419			-	-	-			-	-	22		

Gulir Emas / Rolling Gold (KGE)
Jakarta Futures Exchange (JFX)

No.	Bulan / Month	Transaksi (Kali)/Frequency (Times)					Volume (lot) /Volume (Lots)					Open Interest pada akhir bulan (lot) / Open Interest at the End of This Month (Lots)					Hari Perdagangan / Trading Days (Days)				
		2009	2010	2011	2012	2013	2009	2010	2011	2012	2013	2009	2010	2011	2012	2013	2009	2010	2011	2012	2013
1	Januari/January	-	-	-	-	-	-	-	-	-	-	-	-	-	-	-	19	20	21	22	22
2	Pebruari/February	-	-	-	-	-	-	-	-	-	-	-	-	-	-	-	20	19	18	21	
3	Maret/March	-	-	-	2	-	-	-	-	2	-	-	-	-	-	-	20	22	23	22	
4	April/April	-	-	-	56	-	-	-	-	1,918	-	-	-	-	-	-	21	21	20	21	
5	Mei/May	-	-	-	38	-	-	-	-	1,940	-	-	-	-	-	-	20	21	22	23	
6	Juni/June	-	-	-	66	-	-	-	-	1,066	-	-	-	-	-	-	22	22	22	22	
7	Juli/July	-	-	-	79	-	-	-	-	2,523	-	-	-	-	-	-	22	22	21	22	
8	Agustus/August	-	1	-	-	-	-	1	-	-	-	-	-	-	-	-	20	22	21		
9	September/September	-	140	-	-	-	-	172	-	-	-	-	-	-	-	-	18	19	22		
10	Oktober /October	-	100	-	-	-	-	100	-	-	-	-	-	-	-	-	22	21	21		
11	Nopember/November	-	10	-	-	-	-	20	-	-	-	-	-	-	-	-	20	21	22		
12	Desember/December	-	-	-	-	-	-	-	-	-	-	-	-	-	-	-	21	21	20		

Gulir Emas / Rolling Gold (KGEUSD)
Jakarta Futures Exchange (JFX)

No.	Bulan / Month	Transaksi (Kali)/Frequency (Times)					Volume (lot) /Volume (Lots)					Open Interest pada akhir bulan (lot) / Open Interest at the End of This Month (Lots)					Hari Perdagangan / Trading Days (Days)				
		2009	2010	2011	2012	2013	2009	2010	2011	2012	2013	2009	2010	2011	2012	2013	2009	2010	2011	2012	2013
1	Januari/January	-	180	163	68	138	-	224	910	1,488	646	-	21	-	-	5	19	20	21	22	22
2	Pebruari/February	29	60	126	92		63	73	730	1,590		5	11	-	-		20	19	18	21	
3	Maret/March	55	-	138	50		81	-	836	1,100		6	11	-	-		20	22	23	22	
4	April/April	62	-	150	101		95	-	941	1,072		2	11	-	-		21	21	20	21	
5	Mei/May	108	-	147	266		143	-	928	1,805		5	11	-	-		20	21	22	23	
6	Juni/June	100	-	150	67		104	-	940	631		3	11	-	-		22	22	22	21	
7	Juli/July	68	-	132	27		70	-	1,171	533		3	11	13	-		22	22	21	22	
8	Agustus/August	61	-	79			50	-	1,162			5	11	36			20	22	21		
9	September/September	168	164	72			178	962	1,170			6	21	80			18	19	22		
10	Oktober /October	371	170	82			398	954	1,062			15	-	82			22	21	21		
11	Nopember/November	341	163	64			384	910	1,176			5	-	82			20	21	22		
12	Desember/December	469	163	70			672	910	1,589			53	-	-			21	21	20		

Gulir Indeks Emas/Rolling Gold Index (KIE)

Jakarta Futures Exchange (JFX)

No.	Bulan / Month	Transaksi (Kali)/Frequency (Times)					Volume (lot) /Volume (Lots)					Open Interest pada akhir bulan (lot) / Open Interest at the End of This Month (Lots)					Hari Perdagangan / Trading Days (Days)				
		2009	2010	2011	2012	2013	2009	2010	2011	2012	2013	2009	2010	2011	2012	2013	2009	2010	2011	2012	2013
1	Januari/January	210	44	107	171	106	471	729	863	2,122	2,256	1,250	1,302	60	246	9	19	20	21	22	22
2	Pebruari/February	154	19	118	146		438	297	898	1,810		1,253	1,062	87	-		20	19	18	21	
3	Maret/March	124	2	158	142		317	8	1,425	2,206		1,192	1,054	92	-		20	22	23	22	
4	April/April	172	7	97	281		503	19	844	2,653		1,131	1,035	119	14		21	21	20	21	
5	Mei/May	106	20	108	146		213	365	1,075	2,388		1,149	1,292	119	14		20	21	22	23	
6	Juni/June	132	11	109	147		580	209	1,073	2,398		1,162	1,086	121	14		22	22	22	21	
7	Juli/July	150	6	157	119		767	55	1,705			1,148	1,034	121			22	22	21	22	
8	Agustus/August	80	6	234			333	17	2,529			1,353	1,040	140			20	22	21		
9	September/September	86	86	216			500	422	2,480			1,258	1,040	154			18	19	22		
10	Oktober /October	229	92	242			2,356	542	2,907			1,347	50	154			22	21	21		
11	Nopember/November	138	157	206			974	984	2,464			1,335	-	158			20	21	22		
12	Desember/December	43	126	176			253	809	2,116			1,335	-	-			21	21	20		

Tunda Serah Emas (GOLDID)
Indonesia Commodity & Derivatives Exchange (ICDX)

No.	Bulan / Month	Transaksi (Kali)/Frequency (Times)					Volume (lot) /Volume (Lots)					Open Interest pada akhir bulan (lot) / Open Interest at the End of This Month (Lots)					Hari Perdagangan / Trading Days (Days)				
		2009	2010	2011	2012	2013	2009	2010	2011	2012	2013	2009	2010	2011	2012	2013	2009	2010	2011	2012	2013
1	Januari/January	-	-	-	394	92	-	-	-	911	92	-	-	-	-	-	-	-	-	20	22
2	Pebruari/February	-	-	-	259		-	-	-	488		-	-	-	-		-	-	-	21	
3	Maret/March	-	-	-	300		-	-	-	569		-	-	-	-		-	-	-	22	
4	April/April	-	-	187	282		-	-	2,139	472		-	-	-	-		-	-	18	20	
5	Mei/May	-	-	235	245		-	-	1,011	509		-	-	-	-		-	-	22	23	
6	Juni/June	-	-	298	233		-	-	630	669		-	-	-	-		-	-	22	21	
7	Juli/July	-	-	199	129		-	-	418	276		-	-	-	-		-	-	21	22	
8	Agustus/August	-	-	435			-	-	1,251			-	-	-	-		-	-	23		
9	September/September	-	-	241			-	-	639			-	-	-	-		-	-	22		
10	Oktober /October	-	-	78			-	-	217			-	-	-	-		-	-	21		
11	Nopember/November	-	-	117			-	-	355			-	-	-	-		-	-	22		
12	Desember/December	-	-	212			-	-	355			-	-	-	-		-	-	22		

Tunda Serah Emas (GOLDUD)
Indonesia Commodity & Derivatives Exchange (ICDX)

No.	Bulan / Month	Transaksi (Kali)/Frequency (Times)					Volume (lot) /Volume (Lots)					Open Interest pada akhir bulan (lot) / Open Interest at the End of This Month (Lots)					Hari Perdagangan / Trading Days (Days)				
		2009	2010	2011	2012	2013	2009	2010	2011	2012	2013	2009	2010	2011	2012	2013	2009	2010	2011	2012	2013
1	Januari/January	-	-	-	1,173	1,862	-	-	-	4,687	6,399	-	-	-	-	-	-	-	-	20	22
2	Pebruari/February	-	-	-	3,496		-	-	-	10,596		-	-	-	-		-	-	-	21	
3	Maret/March	-	-	-	2,222		-	-	-	8,713		-	-	-	-		-	-	-	22	
4	April/April	-	-	492	5,575		-	-	9,845	17,994		-	-	-	-		-	-	18	20	
5	Mei/May	-	-	1,084	3,275		-	-	21,456	14,333		-	-	-	-		-	-	22	23	
6	Juni/June	-	-	1,118	2,233		-	-	6,499	10,052		-	-	-	-		-	-	22	21	
7	Juli/July	-	-	1,843	2,602		-	-	5,719	11,654		-	-	-	-		-	-	21	22	
8	Agustus/August	-	-	2,026			-	-	8,804			-	-	-			-	-	23		
9	September/September	-	-	1,194			-	-	4,192			-	-	-			-	-	22		
10	Oktober /October	-	-	1,323			-	-	3,007			-	-	-			-	-	21		
11	Nopember/November	-	-	3,396			-	-	13,035			-	-	-			-	-	22		
12	Desember/December	-	-	1,312			-	-	6,391			-	-	-			-	-	22		

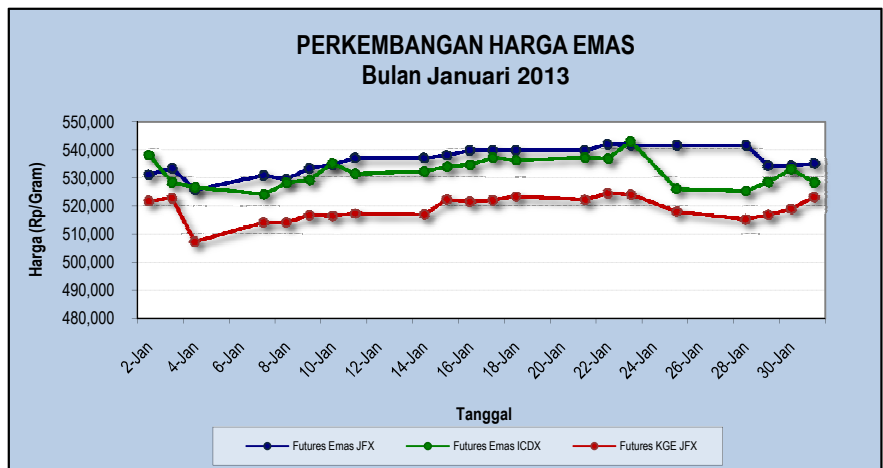
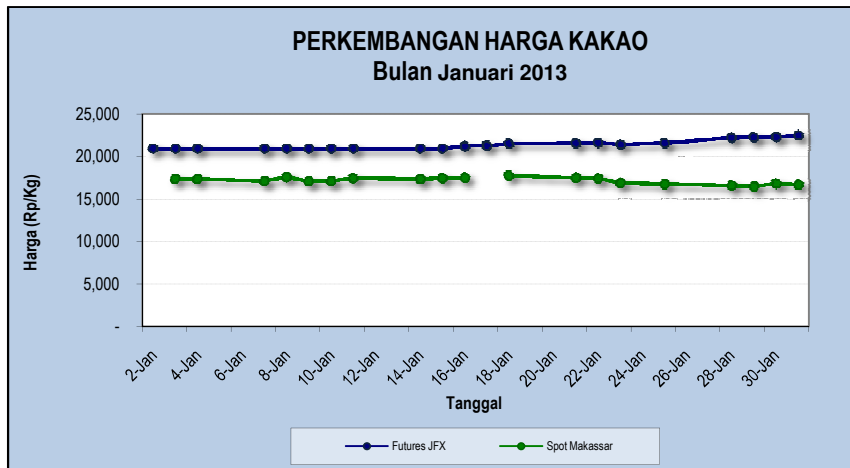
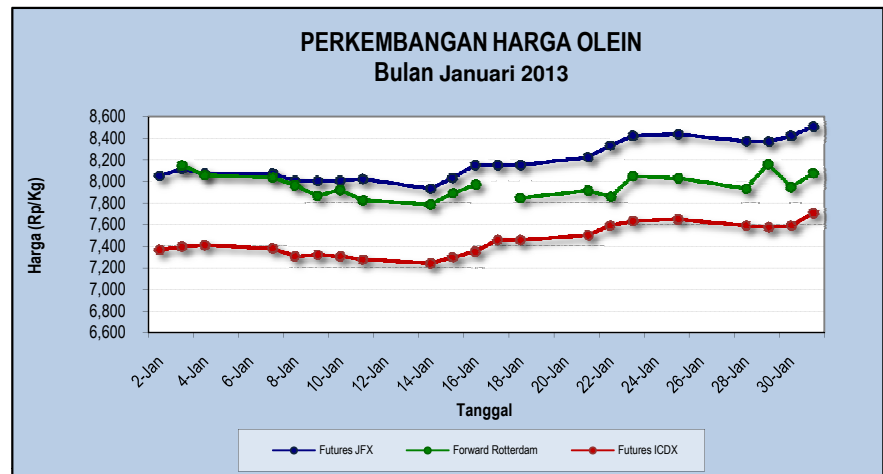
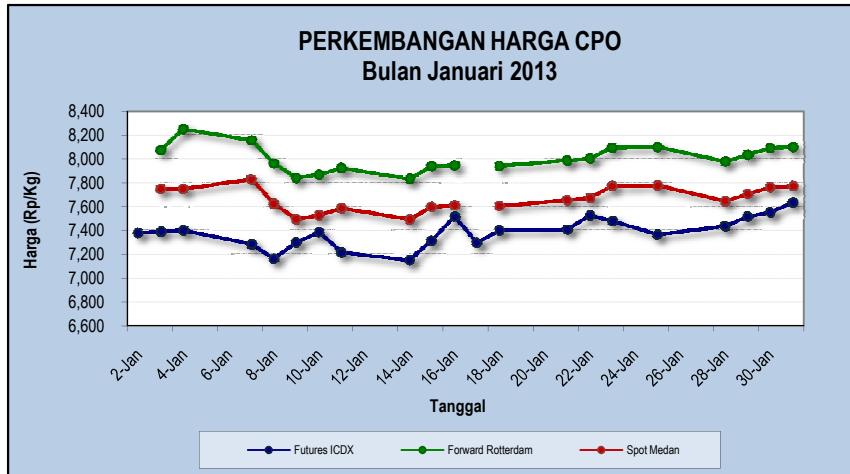
6. Harga Komoditi
Di Pasar Spot Lokal dan Internasional
Prices of Commodities at Local Spots and International Markets

Januari / January 2013																									
NO.	KOMODITAS	PASAR	BULAN PENYERAHAN	TANGGAL																		Rata2 bulan ini	Rata2 bulan lalu	Perubahan	
				3	4	7	8	9	10	11	14	15	16	18	21	22	23	25	28	29	30				31
1.	Minyak Kelapa Sawit	Rotterdam (US\$/Ton)	Jan'13	835.0	852.5	837.5	817.5	805.0	810.0	820.0	810.0	815.0	820.0	820.0	825.0	830.0	840.0	840.0	825.0	830.0	835.0	835.0	818.9	773.6	45.32
			Feb'13	862.5	852.5	847.5	835.0	822.5	835.0	835.0	825.0	830.0	840.0	820.0	825.0	830.0	840.0	840.0	825.0	830.0	835.0	835.0	835.0	809.1	25.89
			Mar'13	890.0	875.0	867.5	855.0	847.5	855.0	850.0	850.0	845.0	8,575.0	735.0	850.0	850.0	860.0	855.0	842.5	845.0	847.5	860.0	1,255.5	832.1	423.41
		Medan (Rp/Kg)	SPOT	7,747	7,747	7,827	7,624	7,496	7,528	7,587	7,493	7,598	7,610	7,606	7,653	7,673	7,770	7,776	7,646	7,704	7,763	7,770	7,664	6,896	767.78
2.	Olein	Rotterdam (US\$/Ton)	Feb'13	842.5	832.5	825.0	817.5	807.5	815.0	810.0	805.0	810.0	822.5	810.0	817.5	815.0	835.0	-	820.0	-	820.0	832.5	1,255.3	798.6	456.72
			Mar'13	857.5	850.0	837.5	827.5	820.0	825.0	822.5	817.5	812.0	8,325.0	820.0	825.0	830.0	840.0	832.5	830.0	-	830.0	840.0	1,246.8	820.6	426.15
			Apr'13/Jun'13	-	-	862.5	847.5	840.0	845.0	840.0	835.0	825.0	845.0	835.0	837.5	8,455.0	852.5	845.0	842.5	842.5	847.5	857.5	1,291.5	832.1	459.33
		Jakarta (Rp/Kg)	SPOT	8,050.0	7,924.0	8,070.0	8,070.0	8,005.0	8,000.0	8,005.0	8,005.0	8,005.0	8,030.0	8,150.0	8,150.0	8,389.0	8,330.0	8,420.0	8,435.0	8,370.0	8,365.0	8,420.0	8,168.1	7,443.3	724.72
3.	Minyak Kelapa	Rotterdam (US\$/Ton)	Jan'13/Feb'13	840.0	830.0	825.0	815.0	810.0	805.0	820.0	820.0	805.0	810.0	835	820.0	815.0	820.0	820.0	840.0	860	840.0	850.0	823.1	775.9	47.2
			Feb'13/Mar'13	855.0	845.0	840.0	835.0	810.0	805.0	820.0	820.0	805.0	810.0	835	830.0	835.0	850.0	845.0	840.0	860	840.0	850.0	831.5	799.1	32.4
			Mar'13/Apr'13	870	860	850	845	830	825	840	840	820	830	835	850	850	920	885	880	860	865	860	853	811.4	42.1
		Bitung (Rp/Kg)	SPOT	7,765.0	7,671.0	7,672.0	7,568.0	7,526.0	7,457.0	7,415.0	7,374.0	7,476.0	7,487.0	7,728.0	7,675.0	7,497.0	7,542.0	7,548.0	7,765.0	7,968.0	7,781.0	7,885.0	7,621.1	7,182.1	439.0
4.	Kakao	New York (US\$/Ton)	Mar'13	2,259	2,256	2,220	2,267	2,215	2,223	2,269	2,256	2,256	2,270	2,300	2,260	2,269	2,213	2,195	2,173	2,161	2,195	2,179	2,237	2,376	(139.6)
			Mei'13	2,267	2,265	2,229	2,275	223	2,231	2,277	2,265	2,265	2,277	2,308	2,270	2,277	2,224	2,207	2,182	2,170	2,204	2,186	2,134	2,384	(249.9)
			Jul'13	2,276	2,275	2,239	2,285	2,231	2,241	2,287	2,275	2,275	2,287	2,316	2,280	2,287	2,235	2,218	2,194	2,181	2,213	2,196	2,252	2,392	(139.7)
		Makassar (Rp/Kg)	SPOT	17,368	17,349	17,129	17,568	17,086	17,116	17,442	17,340	17,466	17,505	17,772	17,478	17,409	16,884	16,733	16,578	16,485	16,815	16,681	17,169	18,413	(1,244.5)

Sambungan / Continued

Januari / January 2013																									
NO.	KOMODITAS	PASAR	BULAN PENYERAHAN	TANGGAL																		Rata2 bulan ini	Rata2 bulan lalu	Perubahan	
				3	4	7	8	9	10	11	14	15	16	18	21	22	23	25	28	29	30				31
5.	Kopi Arabika	New York (Sen US\$/Lbs)	Mar'13	149.40	146.50	147.35	150.40	148.15	147.90	149.65	15.335.00	153.35	1,525.00	155.50	149.65	149.65	148.60	146.55	148.30	149.00	149.80	147.70	1,020.92	146.72	874.2
			Mei'13	152.2	149.3	150.2	153.2	151.0	150.8	152.4	1561.0	156.1	1553.0	158.3	152.4	152.4	151.5	149.5	151.3	151.9	152.7	150.7	300.0	149.6	150.4
			Jul'13	155.0	152.1	153.0	156.0	153.8	153.7	155.3	15885.0	158.9	15795.0	161.1	155.3	155.3	154.4	152.4	154.1	154.8	155.5	153.6	1806.0	152.8	1,653.2
6.	Kopi Robusta	London (US\$/Ton)	Jan'13	1,988	1,995	1,997	2,013	1,965	1,061	1,968	1,994	1,994	1,998	2,028	1,968	1,968	1,988	1,996	1,987	1,990	1,986	2,018	1,942	1,899	43.5
			Mar'13	1,942	1,945	1,948	1,963	1,915	1,911	1,918	1,944	1,944	1,953	1,978	1,918	1,918	1,939	1,946	1,950	1,942	1,936	1,968	1,941	1,882	58.6
			Mei'13	1,953	1,951	1,955	1,970	1,924	1,922	1,928	1,953	1,953	1,964	1,989	1,928	1,928	1,955	1,962	1,979	1,962	1,955	1,982	1,953	1,892	61.0
7.	Karet	Singapore (TSR-20)	Feb'13	306.5	307.7	205.5	301.3	302.1	304.0	307.2	3065.0	-	3045.0	301.8	307.2	307.2	303.0	303.0	305.1	303.8	307.4	308.5	605.1	289.1	316.0
			Mar'13	306.5	309.0	305.4	302.0	303.7	305.7	308.4	3055.0	305.5	305.0	302.0	308.4	308.4	303.3	303.5	303.6	302.5	304.3	306.1	449.9	291.2	158.7
			Apr'13	-	310.5	306.8	303.3	305.4	307.0	310.0	304.0	304.0	3059.0	303.0	310.0	310.0	303.5	303.0	304.3	303.2	304.8	306.8	458.8	-	-
		Palembang (Rp/Kg)	SPOT	28,691	29,402	29,409	29,006	29,084	29,194	29,337	29,058	29,058	28,750	28,890	29,398	28,602	28,857	28,881	29,165	29,069	29,448	29,579	29,099	27,529	1,570.3
8.	Jagung	Chicago (Sen US\$/Bushel)	Mar'13	690.75	689.25	680.25	685.50	688.75	694.25	698.75	70875.00	708.75	7305.00	724.50	698.75	698.50	728.50	724.25	720.75	729.25	729.50	740.25	4747.92	721.43	4,026.5
			Mei'13	693.50	691.00	680.75	685.25	688.75	693.75	697.50	707.00	707.00	73075.00	725.25	697.50	697.50	730.25	724.25	721.50	729.25	730.00	741.00	4516.63	724.15	3,792.5
			Jul'13	690.75	686.50	674.75	678.50	683.00	688.25	690.50	69875.00	698.75	721.00	717.00	690.50	690.75	722.25	715.25	712.75	720.50	307.40	732.00	4320.81	707.04	3,613.8
		B. Lampung (Rp/Kg)	SPOT	2,016	2,013	2,004	2,017	2,024	2,034	2,033	2,060	2,060	2,118	2,102	2,038	2,029	2,101	2,092	2,090	2,113	2,115	2,144	2,063	2,083	(19.6)
9.	Lada Putih Muntok	London (US\$/Ton)	SPOT	9,300	9,300	9,300	9,300	9,300	93,000	9,300	9,350	9,350	9,350	9,350	9,350	9,150	9,550	9,550	9,600	9,600	9,600	9,600	13,800	9,284	4,516.07
			Jan'13	9,000	9000.00	9,000	9,000	9,000	9,000	9,000	9,150	9,150	9,150	9,150	9,150	93,500	9,250	9,250	9,450	9,450	9,450	9,450	13,608	-	-
		Pangkal Pinang (Rp/Kg)	SPOT	79,034	79,075	79,594	79,611	79,611	79,405	78,952	79,470	80,050	79,636	79,595	79,116	78,787	80,920	80,987	81,652	81,737	81,822	81,891	80,050	79,409	641
10.	Lada Hitam ASTA	London (US\$/Ton)	SPOT	6900.00	6900.00	6900.00	6900.00	6900.00	6900.00	6900.00	7000.00	7000.00	7000.00	7000.00	7000.00	7000.00	7350.00	7350.00	6950.00	6950.00	6950.00	6950.00	6,989.47	6,893.33	96.14
			Jan'13	6700.00	6700.00	6700.00	6700.00	6900.00	6700.00	6700.00	6700.00	6800.00	6800.00	6800.00	6800.00	6800.00	6800.00	6950.00	6950.00	6700.00	6,700	6,700	6,700	6,768.42	-
		B.Lampung (Rp/Kg)	SPOT	51,188	51,214	51,548	51,559	51,559	51,426	51,135	51,950	52,327	52,058	52,031	51,241	51,029	54,421	54,466	51,569	51,822	51,676	51,719	51,891	51,819	72.9

7. Grafik Perkembangan Harga Komoditi *Historical Commodity Price Charts*



8. Rekapitulasi Penyelenggaraan Pasar Lelang *Auction Market Activities Recapitulation*

Januari / Januari 2013

NO	TANGGAL	PENYELENGGARA	TRANSAKSI	KOMODITI	JUMLAH PENJUAL	JUMLAH PEMBELI
1	22 Januari 2013	Surabaya, Jawa Timur	Rp 28,346,800,000	Bawang merah, beras, beras ketan, cabe, jagung, jahe, jamur, kacang, kayu, kentang, kunir, mente, sapi, singkong, tepung tapioka, tapung aren	109	12
TOTAL TRANSAKSI			Rp 28,346,800,000			

1. Ikhtisar Pasar Overview of The Market

<div>Kontrak (Contract) / bulan (Month)</div> <div>Uraian (Items)</div>	Olein (OLE) Jakarta Futures Exchange (JFX)			Olein (OLE10) Jakarta Futures Exchange (JFX)			RBD PALM OLEIN (OLEINTR) Indonesia Commodity & Derivatives Exchange (ICDX)		
	Jan '13	Peb '13	Perubahan / Change	Jan '13	Peb '13	Perubahan / Change	Jan '13	Peb '13	Perubahan / Change
Hari perdagangan (hari) Trading Days (days)	22	14	-8	22	14	-8	22	19	-3
Jumlah Transaksi (kali) Frequency (times)	599	345	-254	1034	1074	40	88	145	57
Volume Transaksi (lot) Volume (lots)	1945	1380	-565	1326	1838	512	88	145	57
Rata-rata Volume Harian (lot) Daily Volume Average (lots)	102	99	-3	95	131	36	4	7	3
Volume Tertinggi (lot) High Volume (lots)	(15) 282	(14) 242	-40	(30) 350	(27) 410	60	(31) 7	(27) 11	4
Volume Terendah (lot) Low Volume (lots)	(14) 4	(27) 18	14	(10) 6	(08) 5	-1	(25) 1	(01) 3	2
Harga tertinggi (Rp) High Prices (Rp)	(04) 8,195	(05) 8,665	470	(11) 8,005	(01) 0	-8005	(04) 7,490	(01) 7,795	305
Harga terendah (Rp) Low Prices (Rp)	(15) 7,940	(14) 8,240	300	(11) 8,000	() 0	-8000	(11) 7,240	(12) 7,590	350
Rata-rata harga harian (Rp) Daily Price Average (Rp)	8,040	8,460	420	8,040	8,460	420	7,334	7,683	349

<div>Kontrak (Contract) / bulan (Month)</div> <div>Uraian (Items)</div>	Crude Palm Oil (CPOTR) Indonesia Commodity & Derivatives Exchange (ICDX)			Kakao / Cocoa (CC5) Jakarta Futures Exchange (JFX)		
	Jan '13	Peb '13	Perubahan / Change	Jan '13	Peb '13	Perubahan / Change
Hari perdagangan (hari) Trading Days (days)	22	19	-3	22	14	-8
Jumlah Transaksi (kali) Frequency (times)	24,781	21,631	-3,150	3,531	2,136	-1,395
Volume Transaksi (lot) Volume (lots)	61,288	60,108	-1,180	4,277	2,647	-1,630
Rata-rata Volume Harian (lot) Daily Volume Average (lots)	2,918	3,005	87	204	189	-15
Volume Tertinggi (lot) High Volume (lots)	(31) 3439	(07) 3644	205	(22) 259	(06) 304	45
Volume Terendah (lot) Low Volume (lots)	(28) 2010	(11) 1043	-967	(21) 145	(25) 119	-26
Harga tertinggi (Rp) High Prices (Rp)	(02) 7,500	(01) 7,980	480			
Harga terendah (Rp) Low Prices (Rp)	(14) 6,945	(07) 7,500	555			
Rata-rata harga harian (Rp) Daily Price Average (Rp)	7,297	7,658	361			

<div> <div>Kontrak (Contract) / bulan (Month)</div> <div>Uraian (Items)</div> </div>	Emas / Gold (GOL) Jakarta Futures Exchange (JFX)			Emas / Gold (GOL100) Jakarta Futures Exchange (JFX)			Emas / Gold (GOL250) Jakarta Futures Exchange (JFX)		
	Jan '13	Peb '13	Perubahan / Change	Jan '13	Peb '13	Perubahan / Change	Jan '13	Peb '13	Perubahan / Change
Hari perdagangan (hari) Trading Days (days)	22	14	-8	22	14	-8	22	14	-8
Jumlah Transaksi (kali) Frequency (times)	312	465	153	2429	192	-2237	880	1857	977
Volume Transaksi (lot) Volume (lots)	1706	1583	-123	3241	441	-2800	2594	3322	728
Rata-rata Volume Harian (lot) Daily Volume Average (lots)	131	144	13	162	32	-130	130	237	107
Volume Tertinggi (lot) High Volume (lots)	(15) 304	(06) 540	236	(23) 509	(25) 258	-251	(10) 466	(07) 984	518
Volume Terendah (lot) Low Volume (lots)	(29) 1	(26) 30	29	(30) 12	(01) 2	-10	(17) 20	(25) 24	4
Harga tertinggi (Rp) High Prices (Rp)	(25) 541,900	(07) 536,000	-5,900	(17) 546,200	(12) 540,400	-5,800	(25) 542,600	(06) 535,400	-7,200
Harga terendah (Rp) Low Prices (Rp)	(04) 525,700	(15) 523,300	-2,400	(04) 520,350	(22) 513,000	-7,350	(04) 526,100	(15) 522,400	-3,700
Rata-rata harga harian (Rp) Daily Price Average (Rp)	536,483	527,365	-9,118	533,414	534,906	1,492	536,422	527,024	-9,398

<div>Kontrak (Contract) / bulan (Month)</div> <div>Uraian (Items)</div>	Gulir Emas / Rolling Gold (KGE) Jakarta Futures Exchange (JFX)			Gulir Emas / Rolling Gold (KGEUSD) Jakarta Futures Exchange (JFX)			Gulir Indeks Emas / Rolling Gold Index (KIE) Bursa Berjangka Jakarta (BBJ)		
	Jan '13	Peb '13	Perubahan / Change	Jan '13	Peb '13	Perubahan / Change	Jan '13	Peb '13	Perubahan / Change
Hari perdagangan (hari) Trading Days (days)	22	14	-8	22	14	-8	22	14	-8
Jumlah Transaksi (kali) Frequency (times)	0	0	0	138	115	-23	106	50	-56
Volume Transaksi (lot) Volume (lots)	0		0	646	622	-24	2,255	1,540	-715
Rata-rata Volume Harian (lot) Daily Volume Average (lots)	-	-	0	40	52	12	251	257	6
Volume Tertinggi (lot) High Volume (lots)	()	()	0	(14) 152	(07) 203	51	(29) 851	(25) 1000	149
Volume Terendah (lot) Low Volume (lots)	()	()	0	(22) 2	(01) 1	-1	(09) 2	(12) 10	8
Harga tertinggi (Rp) High Prices (Rp)	(23) 0	(22) 0	-	(22) 1,695	(28) 1,701	6	(29) 9,690	(25) 9,663	-27
Harga terendah (Rp) Low Prices (Rp)	() 0	() 0	-	(04) 1,630	(28) 1,503	-127	(22) 9,490	(21) 9,420	-70
Rata-rata harga harian (Rp) Daily Price Average (Rp)	519,024	507,483	-11,541	1,671	1,627	-44	9,657	9,681	24

Kontrak (Contract) / bulan (Month) Uraian (Items)	Tunda Serah Emas GOLDUD Indonesia Commodity & Derivatives Exchange (ICDX)			Tunda Serah Emas GOLDID Indonesia Commodity & Derivatives Exchange (ICDX)			Emas/Gold (GOLDGR) Indonesia Commodity & Derivatives Exchange (ICDX)		
	Jan '13	Peb '13	Perubahan / Change	Jan '13	Peb '13	Perubahan / Change	Jan '13	Peb '13	Perubahan / Change
Hari perdagangan (hari) Trading Days (days)	22	19	-3	22	19	-3	22	19	-3
Jumlah Transaksi (kali) Frequency (times)	1,764	2,204	440	92	89	-3	106	591	485
Volume Transaksi (lot) Volume (lots)	6,399	12,250	5,851	92	89	-3	802	2382	1580
Rata-rata Volume Harian (lot) Daily Volume Average (lots)	305	613	308	6	5	-1	57	140	83
Volume Tertinggi (lot) High Volume (lots)	(28) 1251	(26) 2024	773	(30) 18	(25) 14	-4	(28) 210	(26) 470	260
Volume Terendah (lot) Low Volume (lots)	(14) 49	(19) 17	-32	(03) 1	(13) 1	0	(02) 20	(04) 40	20
Harga tertinggi (Rp) High Prices (Rp)	(22) 1,696	(05) 1,685	-11	(18) 1,695	(07) 1,681	-14	(02) 535,800	(26) 505,000	-30,800
Harga terendah (Rp) Low Prices (Rp)	(04) 1,628	(21) 1,560	-68	(04) 1,645	(21) 1,560	-85	(02) 535,700	(21) 490,000	-45,700
Rata-rata harga harian (Rp) Daily Price Average (Rp)	1,670	1,625	-45	1,670	1,625	-45	531,736	511,183	-20,553

2. Harga Bulanan / *Monthly Prices*

Olein (OLE) Jakarta Futures Exchange (JFX)

Pebruari'13

Bulan Penyerahan /Delivery Months Uraian / Items	Peb.'13 (Rp/Kg)	Mar.'13 (Rp/Kg)	Apr.'13 (Rp/Kg)	Mei.'13 (Rp/Kg)	Jun.'13 (Rp/Kg)	Jul.'13 (Rp/Kg)	Ags.13 (Rp/Kg)
Pembukaan <i>Open</i>	8,520	8,740	8,800	8,830	8,540	8,635	8,275
Tertinggi <i>High</i>	8,665	8,745	8,820	8,905	8,660	8,635	8,275
Terendah <i>Low</i>	8,240	8,340	8,425	8,480	8,540	8,635	8,275
Penutupan <i>Settlement</i>	8,280	8,135	8,180	8,205	8,235	8,260	8,270

Olein (OLE 10) Jakarta Futures Exchange (JFX)

Pebruari'13

Bulan Penyerahan /Delivery Months Uraian / Items	Peb.'13 (Rp/Kg)	Mar.'13 (Rp/Kg)	Apr.'13 (Rp/Kg)	Mei.'13 (Rp/Kg)	Jun.'13 (Rp/Kg)	Jul.'13 (Rp/Kg)	Ags.13 (Rp/Kg)
Pembukaan <i>Open</i>	-	8,535	8,690	8,780	8,830	8,670	-
Tertinggi <i>High</i>	-	8,750	8,940	8,895	8,985	8,670	-
Terendah <i>Low</i>	-	0	8,100	8,100	8,100	8,520	-
Penutupan <i>Settlement</i>	8,280	8,135	8,180	8,205	8,235	8,260	8,270

RBD PALM OLEIN (OLEINTR)
Indonesia Commodity & Derivatives Exchange (ICDX)

Pebruari'13

Bulan Penyerahan /Delivery Months Uraian / Items	Peb.'13 (Rp/Kg)	Mar.'13 (Rp/Kg)	Apr.'13 (Rp/Kg)	Mei.'13 (Rp/Kg)	Jun.'13 (Rp/Kg)	Jul.'13 (Rp/Kg)	Ags.13 (Rp/Kg)
Pembukaan Open	7,795	7,830	7,700	-	-	-	-
Tertinggi High	7,795	7,850	7,805	-	-	-	-
Terendah Low	7,590	7,430	7,475	-	-	-	-
Penutupan Settlement	7,620	7,425	7,485	7,475	7,480	7,480	7,480

Crude Palm Oil (CPOTR)
Indonesia Commodity & Derivatives Exchange (ICDX)

Pebruari'13

Bulan Penyerahan /Delivery Months Uraian / Items	Peb.'13 (Rp/Kg)	Mar.'13 (Rp/Kg)	Apr.'13 (Rp/Kg)	Mei.'13 (Rp/Kg)	Jun.'13 (Rp/Kg)	Jul.'13 (Rp/Kg)	Ags.13 (Rp/Kg)
Pembukaan Open	7,880	7,910	8,080	8,160	7,980	-	-
Tertinggi High	7,980	8,020	8,125	8,205	8,140	-	-
Terendah Low	7,500	7,325	7,365	7,380	7,400	-	-
Penutupan Settlement	7,540	7,450	7,460	7,500	7,505	7,505	7,505

Kakao / Cocoa (CC5)

Jakarta Futures Exchange (JFX)

Pebruari'13

<div>Bulan Penyerahan /Delivery Months</div> <div>Uraian / Items</div>	Mar.'13 (Rp/Kg)	Mei.'13 (Rp/Kg)	Jul.'13 (Rp/Kg)	Sep.'13 (Rp/Kg)	Des.'13 (Rp/Kg)
Pembukaan <i>Open</i>	-	21,420	21,700	21,840	21,970
Tertinggi <i>High</i>	-	22,010	22,140	22,230	22,370
Terendah <i>Low</i>	-	20,570	20,690	20,810	20,910
Penutupan <i>Settlement</i>	21,050	20,810	20,930	21,050	21,230

Pebruari'13

<div>Bulan Penyerahan /Delivery Months</div> <div>Uraian / Items</div>	Peb.'13			Mar.'13			Apr.'13			Mei.'13		
	Emas / Gold (GOL)	Emas / Gold (GOL100)	Emas / Gold (GOL250)	Emas / Gold (GOL)	Emas / Gold (GOL100)	Emas / Gold (GOL250)	Emas / Gold (GOL)	Emas / Gold (GOL100)	Emas / Gold (GOL250)	Emas / Gold (GOL)	Emas / Gold (GOL100)	Emas / Gold (GOL250)
	(Rp/gr)	(Rp/gr)	(Rp/gr)	(Rp/gr)	(Rp/gr)	(Rp/gr)	(Rp/gr)	(Rp/gr)	(Rp/gr)	(Rp/gr)	(Rp/gr)	(Rp/gr)
	Jakarta Futures Exchange (JFX)											
Pembukaan <i>Open</i>	531,600	540,400	531,100	535,000	537,500	535,100	535,200	545,000	534,450	-	522,100	-
Tertinggi <i>High</i>	536,000	540,400	535,400	535,600	545,800	537,500	535,200	549,000	537,800	-	526,500	-
Terendah <i>Low</i>	524,900	513,000	522,400	515,400	510,400	514,900	535,200	519,200	509,300	-	520,800	-
Penutupan <i>Settlement</i>	508,950	509,750	509,350	517,200	515,800	517,200	517,400	519,550	517,400	518,000	520,750	518,000

Emas / Gold (GOLDGR)
Indonesia Commodity & Derivatives Exchange (ICDX)

Pebruari'13

Bulan Penyerahan /Delivery Months Uraian / Items	Peb.'13 (Rp/gr)	Mar.'13 (Rp/gr)	Apr.'13 (Rp/gr)	Mei.'13 (Rp/gr)	Jun.'13 (Rp/gr)	Jul.'13 (Rp/gr)	Ags.13 (Rp/gr)	Sep.'13 (Rp/gr)	Okt.'13 (Rp/gr)	Nop.'13 (Rp/gr)	Des.'13 (Rp/gr)	Jan.'13 (Rp/gr)
Pembukaan Open	490,000	528,500	520,500	487,000	510,000	-	-	-	-	-	-	-
Tertinggi High	505,000	532,300	523,900	522,000	520,000	-	-	-	-	-	-	-
Terendah Low	490,000	489,000	488,000	487,000	508,000	-	-	-	-	-	-	-
Penutupan Settlement	496,500	496,500	500,400	502,500	504,700	506,900	509,300	511,500	513,900	516,200	518,600	521,100

Pebruari'13

Kontrak /Contract Uraian / Items	Gulir Emas / Rolling Gold (KGE)	Gulir Emas / Rolling Gold (KGEUSD)	Gulir Indeks Emas / Rolling Gold Index (KIE)	Tunda Serah Emas (GOLDID)	Tunda Serah Emas (GOLDUD)
	(Rp/gr)	(USD/T.Ounce)	(Point)	(USD/T.Ounce)	(USD/T.Ounce)
	Jakarta Futures Exchange (JFX)			Indonesia Commodity & Dervativer Exchange (ICDX)	
Pembukaan Open	-	1,673.35	9,590	1663,4	1661,3
Tertinggi High	-	1,680.80	9,663	1,680.70	1,684.50
Terendah Low	-	0.00	9,420	1,559.60	1,559.90
Penutupan Settlement	500,782	1,597.10	9,684	1580,8	1580,8

3. Harga Harian / Daily Prices

Olein (OLE)
Jakarta Futures Exchange (JFX)

Februari / Februari '13

Tanggal / Date	Bulan Penyerahan / Delivery Months	Pebruari / February '13				Maret / March '13				April / April'13				Mei / May'13			
		Pembukaan Open (Rp/Kg)	Tertinggi High (Rp/Kg)	Terendah Low (Rp/Kg)	Penutupan Settlement (Rp/Kg)	Pembukaan Open (Rp/Kg)	Tertinggi High (Rp/Kg)	Terendah Low (Rp/Kg)	Penutupan Settlement (Rp/Kg)	Pembukaan Open (Rp/Kg)	Tertinggi High (Rp/Kg)	Terendah Low (Rp/Kg)	Penutupan Settlement (Rp/Kg)	Pembukaan Open (Rp/Kg)	Tertinggi High (Rp/Kg)	Terendah Low (Rp/Kg)	Penutupan Settlement (Rp/Kg)
1-Feb-13		8,520	8,575	8,520	8,520	-	-	-	8,570	-	-	-	8,670	-	-	-	8,750
4-Feb-13		8,580	8,630	8,580	8,560	-	-	-	8,715	-	-	-	8,795	-	-	-	8,865
5-Feb-13		8,620	8,665	8,610	8,550	-	-	-	8,720	-	-	-	8,785	-	-	-	8,845
6-Feb-13		8,570	8,600	8,560	8,520	8,740	8,740	8,700	8,715	8,800	8,800	8,760	8,770	-	-	-	8,840
7-Feb-13		8,550	8,580	8,550	8,505	-	-	-	8,710	8,780	8,790	8,780	8,790	-	-	-	8,845
8-Feb-13		8,525	8,645	8,525	8,500	-	-	-	8,725	8,770	8,770	8,760	8,815	8,830	8,860	8,830	8,880
11-Feb-13		8,520	8,560	8,520	8,515	-	-	-	8,740	-	-	-	8,830	-	-	-	8,895
12-Feb-13		8,530	8,590	8,430	8,480	8,730	8,745	8,730	8,705	8,820	8,820	8,810	8,795	8,905	8,905	8,875	8,860
13-Feb-13		8,500	8,520	8,485	8,330	8,695	8,705	8,685	8,390	8,800	8,800	8,760	8,445	8,835	8,835	8,805	8,505
14-Feb-13		8,350	8,440	8,240	8,295	8,400	8,405	8,390	8,370	8,435	8,435	8,425	8,435	-	-	-	8,490
15-Feb-13		8,310	8,335	8,310	8,280	-	-	-	8,375	-	-	-	8,475	8,480	8,520	8,480	8,545
18-Feb-13		-	-	-	-	8,380	8,405	8,380	8,350	-	-	-	8,480	8,550	8,600	8,550	8,565
19-Feb-13		-	-	-	-	8,390	8,480	8,240	8,350	8,500	8,510	8,480	8,465	-	-	-	8,545
20-Feb-13		-	-	-	-	8,360	8,420	8,350	8,350	8,475	8,480	8,465	8,450	-	-	-	8,525
21-Feb-13		-	-	-	-	-	-	-	-	-	-	-	-	-	-	-	-
22-Feb-13		-	-	-	-	-	-	-	-	-	-	-	-	-	-	-	-
25-Feb-13		-	-	-	-	8,350	8,410	8,340	8,380	-	-	-	8,470	-	-	-	8,550
26-Feb-13		-	-	-	-	8,390	8,450	8,380	8,380	8,460	8,470	8,455	8,440	-	-	-	8,480
27-Feb-13		-	-	-	-	-	-	-	8,130	8,455	8,455	8,435	8,165	8,480	8,490	8,480	8,200
28-Feb-13		-	-	-	-	-	-	-	8,135	-	-	-	8,180	-	-	-	8,205
Tertinggi High		(05) 8,665				(04) 8,745				(12) 8,820				(12) 8,905			
Terendah Low		(14) 8,240				(25) 8,340				(14) 8,425				(27) 8,480			
Rata-Rata Average		8,460				8,489				8,570				8,633			

Sambungan / Continued

Februari / Februari '13

Tanggal / Date	Bulan Penyerahan / Delivery Months	Juni / June'13				Juli / July'13				Agustus / August'13			
		Pembukaan Open (Rp/Kg)	Tertinggi High (Rp/Kg)	Terendah Low (Rp/Kg)	Penutupan Settlement (Rp/Kg)	Pembukaan Open (Rp/Kg)	Tertinggi High (Rp/Kg)	Terendah Low (Rp/Kg)	Penutupan Settlement (Rp/Kg)	Pembukaan Open (Rp/Kg)	Tertinggi High (Rp/Kg)	Terendah Low (Rp/Kg)	Penutupan Settlement (Rp/Kg)
1-Feb-13		-	-	-	8,805	-	-	-	8,845	-	-	-	-
4-Feb-13		-	-	-	8,920	-	-	-	8,995	-	-	-	-
5-Feb-13		-	-	-	8,890	-	-	-	8,930	-	-	-	-
6-Feb-13		-	-	-	8,900	-	-	-	8,950	-	-	-	-
7-Feb-13		-	-	-	8,895	-	-	-	8,940	-	-	-	-
8-Feb-13		-	-	-	8,930	-	-	-	8,955	-	-	-	-
11-Feb-13		-	-	-	8,945	-	-	-	8,970	-	-	-	-
12-Feb-13		-	-	-	8,910	-	-	-	8,935	-	-	-	-
13-Feb-13		-	-	-	8,570	-	-	-	8,635	-	-	-	-
14-Feb-13		-	-	-	8,555	8,635	8,635	8,635	8,600	-	-	-	-
15-Feb-13		8,540	8,590	8,540	8,625	-	-	-	8,685	-	-	-	-
18-Feb-13		8,620	8,660	8,620	8,615	-	-	-	8,665	-	-	-	8,735
19-Feb-13		-	-	-	8,615	-	-	-	8,665	-	-	-	8,735
20-Feb-13		8,625	8,625	8,575	8,590	-	-	-	8,650	-	-	-	8,700
21-Feb-13		-	-	-	-	-	-	-	-	-	-	-	-
22-Feb-13		-	-	-	-	-	-	-	-	-	-	-	-
25-Feb-13		-	-	-	8,600	-	-	-	8,650	-	-	-	8,690
26-Feb-13		-	-	-	8,525	-	-	-	8,565	-	-	-	8,600
27-Feb-13		-	-	-	8,230	-	-	-	8,250	-	-	-	8,275
28-Feb-13		-	-	-	8,235	-	-	-	8,260	8,275	8,275	8,275	8,270
Tertinggi High		(15) 8,660				(14) 8,635				(28) 8,275			
Terendah Low		(15) 8,540				(14) 8,635				(28) 8,275			
Rata-Rata Average		8,686				8,730				8,572			

Olein (OLE10)
Jakarta Futures Exchange (JFX)

Februari / Februari '13

Tanggal / Date	Bulan Penyerahan / Delivery Months	Pebruari / February '13				Maret / March '13				April / April '13				Mei / May '13			
		Pembukaan Open (Rp/Kg)	Tertinggi High (Rp/Kg)	Terendah Low (Rp/Kg)	Penutupan Settlement (Rp/Kg)	Pembukaan Open (Rp/Kg)	Tertinggi High (Rp/Kg)	Terendah Low (Rp/Kg)	Penutupan Settlement (Rp/Kg)	Pembukaan Open (Rp/Kg)	Tertinggi High (Rp/Kg)	Terendah Low (Rp/Kg)	Penutupan Settlement (Rp/Kg)	Pembukaan Open (Rp/Kg)	Tertinggi High (Rp/Kg)	Terendah Low (Rp/Kg)	Penutupan Settlement (Rp/Kg)
1-Feb-13	-	-	-	-	8,520	8,535	8,570	8,535	8,570	-	-	-	8,670	-	-	-	8,750
4-Feb-13	-	-	-	-	8,560	8,590	8,595	8,560	8,715	8,690	8,690	8,640	8,795	8,780	8,780	8,740	8,865
5-Feb-13	-	-	-	-	8,550	8,710	8,710	8,690	8,720	-	-	-	8,785	-	-	-	8,845
6-Feb-13	-	-	-	-	8,520	8,720	8,720	8,710	8,715	8,810	8,810	8,780	8,770	8,860	8,860	8,830	8,840
7-Feb-13	-	-	-	-	8,505	8,705	8,710	8,705	8,710	-	-	-	8,790	-	-	-	8,845
8-Feb-13	-	-	-	-	8,500	8,710	8,710	8,710	8,725	-	-	-	8,815	-	-	-	8,880
11-Feb-13	-	-	-	-	8,515	8,715	8,745	8,715	8,740	8,820	8,880	8,820	8,830	8,865	8,895	8,855	8,895
12-Feb-13	-	-	-	-	8,480	8,725	8,750	8,725	8,705	8,840	8,890	8,840	8,795	8,870	8,870	8,830	8,860
13-Feb-13	-	-	-	-	8,330	-	-	-	8,390	8,940	8,940	8,800	8,445	8,880	8,880	8,830	8,505
14-Feb-13	-	-	-	-	8,295	8,405	8,405	8,385	8,370	-	-	-	8,435	-	-	-	8,490
15-Feb-13	-	-	-	-	8,280	-	-	-	8,375	8,440	8,490	8,440	8,475	8,470	8,530	8,460	8,545
18-Feb-13	-	-	-	-	-	-	-	-	-	-	-	-	-	-	-	-	-
19-Feb-13	-	-	-	-	-	-	-	-	8,350	8,510	8,525	8,470	8,465	8,575	8,575	8,515	8,545
20-Feb-13	-	-	-	-	-	8,350	8,360	8,350	8,350	-	-	-	8,450	8,550	8,570	8,500	8,525
21-Feb-13	-	-	-	-	-	-	-	-	8,380	8,350	8,370	8,300	8,475	8,530	8,530	8,400	8,560
22-Feb-13	-	-	-	-	-	-	-	-	-	-	-	-	-	-	-	-	-
25-Feb-13	-	-	-	-	8,330	8,330	8,310	8,380	8,300	8,350	8,300	8,300	8,470	8,560	8,560	8,400	8,550
26-Feb-13	-	-	-	-	8,390	8,410	8,390	8,380	8,455	8,590	8,450	8,440	8,400	8,400	8,430	8,400	8,480
27-Feb-13	-	-	-	-	-	-	-	-	8,130	8,480	8,530	8,350	8,165	8,400	8,450	8,400	8,200
28-Feb-13	-	-	-	-	-	-	-	-	8,135	8,180	8,275	8,100	8,180	8,100	8,150	8,100	8,205
Tertinggi High	-	-	-	-	-	-	(12) 8,750	-	-	-	(06) 8,940	-	-	-	(11) 8,895	-	-
Terendah Low	-	-	-	-	-	-	(25) 0	-	-	-	(26) 8,100	-	-	-	(28) 8,100	-	-
Rata-Rata Average	-	-	-	8,460	-	-	8,517	-	-	-	8,591	-	-	-	8,658	-	-

Sambungan / Continued

Februari / Februari '13

Tanggal / Date	Bulan Penyerahan / Delivery Months	Juni / June '13				Juli / July '13				Agustus / August '13			
		Pembukaan Open (Rp/Kg)	Tertinggi High (Rp/Kg)	Terendah Low (Rp/Kg)	Penutupan Settlement (Rp/Kg)	Pembukaan Open (Rp/Kg)	Tertinggi High (Rp/Kg)	Terendah Low (Rp/Kg)	Penutupan Settlement (Rp/Kg)	Pembukaan Open (Rp/Kg)	Tertinggi High (Rp/Kg)	Terendah Low (Rp/Kg)	Penutupan Settlement (Rp/Kg)
1-Feb-13	-	-	-	-	8,805	-	-	-	8,845	-	-	-	-
4-Feb-13	-	8,830	8,840	8,790	8,920	-	-	-	8,995	-	-	-	-
5-Feb-13	-	-	-	-	8,890	-	-	-	8,930	-	-	-	-
6-Feb-13	-	-	-	-	8,900	-	-	-	8,950	-	-	-	-
7-Feb-13	-	-	-	-	8,895	-	-	-	8,940	-	-	-	-
8-Feb-13	-	-	-	-	8,930	-	-	-	8,955	-	-	-	-
11-Feb-13	-	8,950	8,950	8,920	8,945	-	-	-	8,970	-	-	-	-
12-Feb-13	-	8,935	8,985	8,935	8,910	-	-	-	8,935	-	-	-	-
13-Feb-13	-	8,930	8,930	8,845	8,570	-	-	-	8,635	-	-	-	-
14-Feb-13	-	-	-	-	8,555	-	-	-	8,600	-	-	-	-
15-Feb-13	-	8,600	8,600	8,550	8,625	-	-	-	8,685	-	-	-	-
18-Feb-13	-	-	-	-	-	-	-	-	-	-	-	-	-
19-Feb-13	-	8,610	8,610	8,570	8,615	-	-	-	8,665	-	-	-	8,735
20-Feb-13	-	8,630	8,630	8,560	8,590	8,670	8,670	8,555	8,650	-	-	-	8,700
21-Feb-13	-	8,640	8,670	8,540	8,615	8,680	8,680	8,600	8,680	-	-	-	8,725
22-Feb-13	-	-	-	-	-	-	-	-	-	-	-	-	-
25-Feb-13	-	8,600	8,600	8,540	8,600	8,670	8,670	8,570	8,650	-	-	-	8,690
26-Feb-13	-	8,450	8,480	8,450	8,525	-	-	-	8,565	-	-	-	8,600
27-Feb-13	-	8,580	8,580	8,380	8,230	8,620	8,620	8,520	8,290	-	-	-	8,275
28-Feb-13	-	8,100	8,150	8,100	8,235	-	-	-	8,260	-	-	-	8,270
Tertinggi High	-	-	(12) 8,985	-	-	-	(25) 8,670	-	-	-	-	-	-
Terendah Low	-	-	(28) 8,100	-	-	-	(27) 8,520	-	-	-	-	-	-
Rata-Rata Average	-	-	8,691	-	-	-	8,731	-	-	-	8,459	-	-

RBD PALM OLEIN (OLEINTR)
Indonesia Commodity & Derivatives Exchange (ICDX)

Februari/ Februari '13

Tanggal / Date	Bulan Penyerahan / Delivery Months	Pebruari / February '13				Maret / March '13				April / April '13				Mei / May '13			
		Pembukaan Open (Rp/Kg)	Tertinggi High (Rp/Kg)	Terendah Low (Rp/Kg)	Penutupan Settlement (Rp/Kg)	Pembukaan Open (Rp/Kg)	Tertinggi High (Rp/Kg)	Terendah Low (Rp/Kg)	Penutupan Settlement (Rp/Kg)	Pembukaan Open (Rp/Kg)	Tertinggi High (Rp/Kg)	Terendah Low (Rp/Kg)	Penutupan Settlement (Rp/Kg)	Pembukaan Open (Rp/Kg)	Tertinggi High (Rp/Kg)	Terendah Low (Rp/Kg)	Penutupan Settlement (Rp/Kg)
1-Feb-13		7,795	7,795	7,795	7,790	7,830	7,835	7,830	7,835	-	-	-	7,935	-	-	-	8,000
4-Feb-13		-	-	-	-	-	-	-	-	-	-	-	-	-	-	-	-
5-Feb-13		7,695	7,695	7,675	7,740	7,745	7,760	7,745	7,835	-	-	-	8,060	-	-	-	8,105
6-Feb-13		7,685	7,685	7,635	7,705	7,745	7,760	7,745	7,800	-	-	-	8,040	-	-	-	8,085
7-Feb-13		7,795	7,795	7,650	7,680	7,775	7,785	7,750	7,855	-	-	-	8,065	-	-	-	8,120
8-Feb-13		7,635	7,715	7,635	7,665	7,770	7,775	7,735	7,800	-	-	-	8,070	-	-	-	8,130
11-Feb-13		7,645	7,665	7,645	7,590	7,735	7,745	7,735	7,845	-	-	-	7,970	-	-	-	8,055
12-Feb-13		7,600	7,600	7,590	7,680	7,850	7,850	7,845	7,845	-	-	-	7,955	-	-	-	8,045
13-Feb-13		7,690	7,690	7,650	7,680	7,740	7,740	7,680	7,745	-	-	-	7,925	-	-	-	7,980
14-Feb-13		7,590	7,590	7,590	7,620	7,690	7,690	7,675	7,730	-	-	-	7,880	-	-	-	7,925
15-Feb-13		-	-	-	-	-	-	-	-	-	-	-	-	-	-	-	-
18-Feb-13		-	-	-	-	7,625	7,645	7,625	7,605	7,700	7,715	7,700	7,725	-	-	-	7,810
19-Feb-13		-	-	-	-	7,695	7,705	7,695	7,680	7,765	7,775	7,760	7,775	-	-	-	7,870
20-Feb-13		-	-	-	-	7,700	7,720	7,685	7,725	7,760	7,805	7,760	7,775	-	-	-	7,880
21-Feb-13		-	-	-	-	7,675	7,675	7,660	7,725	7,720	7,805	7,760	7,775	-	-	-	7,870
22-Feb-13		-	-	-	-	7,655	7,655	7,655	7,590	7,705	7,740	7,705	7,715	-	-	-	7,710
25-Feb-13		-	-	-	-	7,520	7,555	7,520	7,500	7,610	7,615	7,595	7,595	-	-	-	7,620
26-Feb-13		-	-	-	-	7,540	7,575	7,480	7,500	7,595	7,595	7,510	7,530	-	-	-	7,630
27-Feb-13		-	-	-	-	7,485	7,485	7,470	7,475	7,535	7,555	7,485	7,505	-	-	-	7,545
28-Feb-13		-	-	-	-	7,430	7,460	7,430	7,425	7,485	7,485	7,475	7,485	-	-	-	7,475
Tertinggi High		(07) 7,795				(12) 7,850				(20) 7,805				-			
Terendah Low		(12) 7,590				(28) 7,430				(28) 7,475				-			
Rata-Rata		7,683				7,695				7,820				7,881			

Sambungan / Continued

Februari / Februari '13

Tanggal / Date	Bulan Penyerahan / Delivery Months	Juni / June '13				Juli / July '13				Agustus / August '13			
		Pembukaan Open (Rp/Kg)	Tertinggi High (Rp/Kg)	Terendah Low (Rp/Kg)	Penutupan Settlement (Rp/Kg)	Pembukaan Open (Rp/Kg)	Tertinggi High (Rp/Kg)	Terendah Low (Rp/Kg)	Penutupan Settlement (Rp/Kg)	Pembukaan Open (Rp/Kg)	Tertinggi High (Rp/Kg)	Terendah Low (Rp/Kg)	Penutupan Settlement (Rp/Kg)
1-Feb-13		-	-	-	8,000	-	-	-	8,000	-	-	-	-
4-Feb-13		-	-	-	-	-	-	-	-	-	-	-	-
5-Feb-13		-	-	-	8,105	-	-	-	8,105	-	-	-	-
6-Feb-13		-	-	-	8,085	-	-	-	8,085	-	-	-	-
7-Feb-13		-	-	-	8,120	-	-	-	8,120	-	-	-	-
8-Feb-13		-	-	-	8,130	-	-	-	8,130	-	-	-	-
11-Feb-13		-	-	-	8,055	-	-	-	8,055	-	-	-	-
12-Feb-13		-	-	-	8,045	-	-	-	8,045	-	-	-	-
13-Feb-13		-	-	-	7,980	-	-	-	7,980	-	-	-	-
14-Feb-13		-	-	-	7,925	-	-	-	7,925	-	-	-	-
15-Feb-13		-	-	-	-	-	-	-	-	-	-	-	-
18-Feb-13		-	-	-	7,850	-	-	-	7,850	-	-	-	7,850
19-Feb-13		-	-	-	7,930	-	-	-	7,930	-	-	-	7,930
20-Feb-13		-	-	-	7,930	-	-	-	7,930	-	-	-	7,930
21-Feb-13		-	-	-	7,930	-	-	-	7,930	-	-	-	7,930
22-Feb-13		-	-	-	7,765	-	-	-	7,765	-	-	-	7,765
25-Feb-13		--	--	--	7,670	--	--	--	7,670	--	--	--	7,670
26-Feb-13		-	-	-	7,630	-	-	-	7,630	-	-	-	7,630
27-Feb-13		-	-	-	7,555	-	-	-	7,555	-	-	-	7,555
28-Feb-13		-	-	-	7,480	-	-	-	7,480	-	-	-	7,480
Tertinggi High		-				-				-			
Terendah Low		-				-				-			
Rata-Rata Average		7,899				7,899				7,749			

Crude Palm Oil (CPOTR)
Indonesia Commodity & Derivatives Exchange (ICDX)

Februari / Februari '13

Tanggal / Date	Bulan Penyerahan / Delivery Months	Februari / Februari '13				Maret / Maret '13				April / April '13				May / Mei '13			
		Pembukaan Open (Rp/Kg)	Tertinggi High (Rp/Kg)	Terendah Low (Rp/Kg)	Penutupan Settlement (Rp/Kg)	Pembukaan Open (Rp/Kg)	Tertinggi High (Rp/Kg)	Terendah Low (Rp/Kg)	Penutupan Settlement (Rp/Kg)	Pembukaan Open (Rp/Kg)	Tertinggi High (Rp/Kg)	Terendah Low (Rp/Kg)	Penutupan Settlement (Rp/Kg)	Pembukaan Open (Rp/Kg)	Tertinggi High (Rp/Kg)	Terendah Low (Rp/Kg)	Penutupan Settlement (Rp/Kg)
1-Feb-13		7,880	7,980	7,845	7,945	7,910	8,020	7,910	7,995	8,080	8,125	7,980	8,090	8,160	8,205	8,045	8,155
4-Feb-13		-	-	-	-	-	-	-	-	-	-	-	-	-	-	-	-
5-Feb-13		7,840	7,840	7,600	7,655	7,885	7,930	7,845	7,800	7,935	8,025	7,920	7,975	8,060	8,075	7,980	8,020
6-Feb-13		7,900	7,900	7,680	7,655	7,935	7,935	7,850	7,800	7,970	8,000	7,910	7,990	8,050	8,065	7,970	8,035
7-Feb-13		7,500	7,840	7,500	7,600	7,880	8,000	7,845	7,825	7,935	8,045	7,910	7,985	7,965	8,105	7,965	8,040
8-Feb-13		7,595	7,900	7,545	7,610	7,900	7,955	7,840	7,795	8,005	8,025	7,925	8,015	8,025	8,080	7,975	8,075
11-Feb-13		7,635	7,635	7,590	7,610	7,855	7,915	7,810	7,915	7,970	8,005	7,905	7,990	8,050	8,085	7,960	8,075
12-Feb-13		7,680	7,750	7,660	7,710	7,850	7,950	7,850	7,915	7,960	8,035	7,960	7,985	8,115	8,120	8,025	8,075
13-Feb-13		7,880	7,880	7,615	7,595	7,875	7,925	7,770	7,710	7,990	8,010	7,840	7,840	8,010	8,060	7,875	7,895
14-Feb-13		7,780	7,790	7,575	7,540	7,730	7,830	7,725	7,700	7,870	7,930	7,785	7,800	7,910	7,975	7,835	7,845
15-Feb-13		-	-	-	-	-	-	-	-	-	-	-	-	-	-	-	-
18-Feb-13		-	-	-	-	7,720	7,760	7,675	7,710	7,810	7,880	7,795	7,830	7,890	7,965	7,875	7,915
19-Feb-13		-	-	-	-	7,790	7,860	7,745	7,815	7,915	7,960	7,870	7,935	8,010	8,040	7,970	8,005
20-Feb-13		-	-	-	-	7,815	7,885	7,775	7,845	7,930	7,995	7,865	7,940	8,155	8,155	7,950	8,000
21-Feb-13		-	-	-	-	7,715	7,770	7,680	7,765	7,825	7,860	7,790	7,850	7,900	7,940	7,860	7,910
22-Feb-13		-	-	-	-	7,750	7,795	7,700	7,785	7,845	7,905	7,805	7,880	7,895	7,975	7,880	7,905
25-Feb-13		-	-	-	-	7,560	7,605	7,500	7,585	7,645	7,680	7,600	7,695	7,950	7,950	7,670	7,705
26-Feb-13		-	-	-	-	7,485	7,560	7,415	7,460	7,625	7,665	7,475	7,540	7,660	7,725	7,515	7,590
27-Feb-13		-	-	-	-	7,445	7,505	7,375	7,465	7,505	7,595	7,440	7,500	7,545	7,630	7,460	7,535
28-Feb-13		-	-	-	-	7,415	7,495	7,325	7,450	7,500	7,530	7,365	7,460	7,555	7,565	7,380	7,500
Tertinggi High		(01) 7,980				(01) 8,020				(01) 8,125				(01) 8,205			
Terendah Low		(07) 7,500				(28) 7,325				(28) 7,365				(28) 7,380			
Rata-Rata Average		7,658				7,741				7,850				7,904			

Sambungan / Continued

Februari / Februari '13

Tanggal / Date	Bulan Penyerahan / Delivery	Juni / Juni '13				Juli / Juli '13				Agustus / Agustus '13			
		Pembukaan Open (Rp/Kg)	Tertinggi High (Rp/Kg)	Terendah Low (Rp/Kg)	Penutupan Settlement (Rp/Kg)	Pembukaan Open (Rp/Kg)	Tertinggi High (Rp/Kg)	Terendah Low (Rp/Kg)	Penutupan Settlement (Rp/Kg)	Pembukaan Open (Rp/Kg)	Tertinggi High (Rp/Kg)	Terendah Low (Rp/Kg)	Penutupan Settlement (Rp/Kg)
1-Feb-13		-	-	-	8,155	-	-	-	8,155	-	-	-	-
4-Feb-13		-	-	-	-	-	-	-	-	-	-	-	-
5-Feb-13		-	-	-	8,020	-	-	-	8,020	-	-	-	-
6-Feb-13		-	-	-	8,035	-	-	-	8,035	-	-	-	-
7-Feb-13		-	-	-	8,040	-	-	-	8,040	-	-	-	-
8-Feb-13		-	-	-	8,075	-	-	-	8,075	-	-	-	-
11-Feb-13		-	-	-	8,075	-	-	-	8,075	-	-	-	-
12-Feb-13		-	-	-	8,075	-	-	-	8,075	-	-	-	-
13-Feb-13		-	-	-	7,895	-	-	-	7,895	-	-	-	-
14-Feb-13		-	-	-	7,845	-	-	-	7,845	-	-	-	-
15-Feb-13		-	-	-	-	-	-	-	-	-	-	-	-
18-Feb-13		7,980	8,050	7,925	7,955	-	-	-	7,955	-	-	-	7,955
19-Feb-13		8,060	8,105	8,005	8,065	-	-	-	8,065	-	-	-	8,065
20-Feb-13		8,070	8,140	8,005	8,050	-	-	-	8,050	-	-	-	8,050
21-Feb-13		7,960	8,005	7,915	7,970	-	-	-	7,970	-	-	-	7,970
22-Feb-13		7,940	8,040	7,930	7,960	-	-	-	7,960	-	-	-	7,960
25-Feb-13		7,765	7,805	7,705	7,755	-	-	-	7,755	-	-	-	7,755
26-Feb-13		7,740	7,770	7,545	7,590	-	-	-	7,590	-	-	-	7,590
27-Feb-13		7,545	7,670	7,495	7,545	-	-	-	7,545	-	-	-	7,545
28-Feb-13		7,590	7,600	7,400	7,505	-	-	-	7,505	-	-	-	7,505
Tertinggi High		(20) 8,140				-				-			
Terendah Low		(28) 7,400				-				-			
Rata-Rata Average		7,923				7,923				7,822			

Kakao / Cocoa (CC5)

Jakarta Futures Exchange (JFX)

Pebruari/ Februari '13

Tanggal / Date	Bulan Penyerahan / Delivery Months	Maret / Maret '13				May/ Mei '13				Juli / July '13			
		Pembukaan Open (Rp/Kg)	Tertinggi High (Rp/Kg)	Terendah Low (Rp/Kg)	Penutupan Settlement (Rp/Kg)	Pembukaan Open (Rp/Kg)	Tertinggi High (Rp/Kg)	Terendah Low (Rp/Kg)	Penutupan Settlement (Rp/Kg)	Pembukaan Open (Rp/Kg)	Tertinggi High (Rp/Kg)	Terendah Low (Rp/Kg)	Penutupan Settlement (Rp/Kg)
1-Feb-13		21,400	21,600	21,370	21,480	21,420	21,620	21,420	21,490	21,700	21,730	21,490	21,600
4-Feb-13		21,550	21,550	21,270	21,370	21,580	21,580	21,340	21,430	21,700	21,700	21,460	21,530
5-Feb-13		21,250	21,860	21,230	21,810	21,320	21,920	21,300	21,860	21,610	22,010	21,380	21,970
6-Feb-13		21,700	21,840	21,500	21,590	21,730	21,910	21,590	21,640	22,040	22,040	21,720	21,760
7-Feb-13		21,520	22,030	21,470	21,690	21,550	22,010	21,500	21,700	21,860	22,140	21,600	21,810
8-Feb-13		21,630	21,990	21,630	21,650	21,630	21,870	21,600	21,600	21,730	22,000	21,730	21,730
11-Feb-13		21,580	21,730	21,190	21,190	21,510	21,690	21,140	21,160	21,820	21,820	21,280	21,290
12-Feb-13		21,100	21,320	21,000	21,200	21,050	21,240	20,990	21,120	21,370	21,410	21,160	21,260
13-Feb-13		21,100	21,390	20,740	20,850	21,000	21,340	21,000	21,120	21,330	21,480	21,120	21,260
14-Feb-13		20,850	20,850	20,850	20,850	21,050	21,230	20,960	21,000	21,190	21,400	21,110	21,160
15-Feb-13	-	-	-	-	20,850	20,910	21,080	20,870	20,930	21,040	21,250	21,030	21,090
18-Feb-13	-	-	-	-	20,850	20,990	20,990	20,690	20,720	21,130	21,130	20,870	20,870
19-Feb-13	-	-	-	-	20,850	20,990	20,990	20,690	20,720	21,130	21,130	20,870	20,870
20-Feb-13	-	-	-	-	20,850	20,570	20,820	20,570	20,710	20,740	21,030	20,740	20,850
21-Feb-13	-	-	-	-	20,850	20,740	20,980	20,570	20,840	20,900	21,110	20,690	20,970
22-Feb-13	-	-	-	-	20,850	20,710	21,050	20,710	20,870	20,830	21,140	20,830	20,980
25-Feb-13	-	-	-	-	20,850	20,760	20,990	20,760	20,910	20,850	21,100	20,850	21,030
26-Feb-13	-	-	-	-	20,850	20,950	20,950	20,510	20,780	21,080	21,090	20,760	20,910
27-Feb-13	-	-	-	-	20,820	20,820	20,940	20,670	20,810	20,990	21,090	20,790	20,930
28-Feb-13	-	-	-	-	21,050	20,850	20,920	20,690	20,810	21,010	21,050	20,800	20,930
Tertinggi High		(07) 22,030				(07) 22,010				(07) 22,140			
Terendah Low		(13) 20,740				(21) 20,570				(21) 20,690			
Rata-Rata Average		21,368				21,111				21,240			

Sambungan / Continued

Pebruari/ Februari '13

Tanggal / Date	Bulan Penyerahan / Delivery Months	September / September '13				Desember / December '13			
		Pembukaan Open (Rp/Kg)	Tertinggi High (Rp/Kg)	Terendah Low (Rp/Kg)	Penutupan Settlement (Rp/Kg)	Pembukaan Open (Rp/Kg)	Tertinggi High (Rp/Kg)	Terendah Low (Rp/Kg)	Penutupan Settlement (Rp/Kg)
1-Feb-13		21,840	21,880	21,610	21,720	21,970	22,010	21,720	21,850
4-Feb-13		21,840	21,840	21,610	21,650	21,980	21,980	21,730	21,770
5-Feb-13		21,750	22,150	21,500	22,090	21,880	22,290	21,610	22,210
6-Feb-13		22,160	22,160	21,700	21,900	22,300	22,300	21,990	22,020
7-Feb-13		21,970	22,230	21,670	21,950	22,130	22,370	21,790	22,060
8-Feb-13		21,860	22,140	21,850	21,850	21,960	22,280	21,960	21,970
11-Feb-13		21,960	21,960	21,420	21,420	22,080	22,080	21,550	21,550
12-Feb-13		21,480	21,540	21,250	21,390	21,610	21,700	21,360	21,520
13-Feb-13		21,470	21,630	21,240	21,380	21,620	21,770	21,370	21,510
14-Feb-13		21,490	21,490	21,220	21,290	21,630	21,630	21,360	21,420
15-Feb-13		21,410	21,410	21,180	21,220	21,530	21,530	21,280	21,350
18-Feb-13		21,080	21,240	21,080	21,180	21,210	21,390	21,170	21,310
19-Feb-13		21,250	21,250	20,960	21,000	21,400	21,430	21,120	21,130
20-Feb-13		21,060	21,120	20,830	20,990	21,230	21,320	20,980	21,110
21-Feb-13		21,040	21,260	20,810	21,080	21,160	21,390	20,910	21,240
22-Feb-13		21,160	21,270	20,930	21,100	21,310	21,430	21,060	21,250
25-Feb-13		21,180	21,220	20,950	21,150	21,330	21,390	21,080	21,310
26-Feb-13		21,200	21,210	20,890	21,030	21,360	21,370	21,050	21,190
27-Feb-13		21,080	21,220	20,870	21,050	21,220	21,380	21,000	21,210
28-Feb-13		21,140	21,160	20,920	21,050	21,280	21,330	21,050	21,230
Tertinggi High		(07) 22,230				(07) 22,370			
Terendah Low		(21) 20,810				(21) 20,910			
Rata-Rata Average		21,375				21,511			

3. Harga Harian / Daily Prices

Emas / Gold (GOL)
Jakarta Futures Exchange (JFX)

Pebruari / February'13

Bulan Penyerahan / Delivery Months Tanggal / Date	Pebruari / February'13				Maret / March'13				April / April'13				Mei / May'13			
	Pembukaan Open (Rp/Kg)	Tertinggi High (Rp/Kg)	Terendah Low (Rp/Kg)	Penutupan Settlement (Rp/Kg)	Pembukaan Open (Rp/Kg)	Tertinggi High (Rp/Kg)	Terendah Low (Rp/Kg)	Penutupan Settlement (Rp/Kg)	Pembukaan Open (Rp/Kg)	Tertinggi High (Rp/Kg)	Terendah Low (Rp/Kg)	Penutupan Settlement (Rp/Kg)	Pembukaan Open (Rp/Kg)	Tertinggi High (Rp/Kg)	Terendah Low (Rp/Kg)	Penutupan Settlement (Rp/Kg)
1-Feb-13	531.600	532.200	531.600	532.200	-	-	-	534.700	-	-	-	535.300	-	-	-	-
4-Feb-13	533.800	534.500	533.800	534.100	-	-	-	534.300	535.200	535.200	535.200	534.900	-	-	-	-
5-Feb-13	535.200	535.400	533.600	534.500	-	-	-	536.700	-	-	-	537.700	-	-	-	-
6-Feb-13	533.000	534.700	533.000	533.500	535.000	535.600	535.000	535.600	-	-	-	536.400	-	-	-	-
7-Feb-13	535.600	536.000	535.600	536.000	-	-	-	536.700	-	-	-	537.700	-	-	-	-
8-Feb-13	533.900	535.100	532.900	533.400	-	-	-	535.800	-	-	-	536.400	-	-	-	-
11-Feb-13	532.000	533.300	532.000	530.500	-	-	-	530.700	-	-	-	531.300	-	-	-	-
12-Feb-13	-	-	-	527.100	-	-	-	527.300	-	-	-	527.900	-	-	-	-
13-Feb-13	526.500	528.000	526.500	527.800	-	-	-	528.100	-	-	-	529.100	-	-	-	-
14-Feb-13	525.000	526.500	525.000	526.500	-	-	-	527.800	-	-	-	528.200	-	-	-	-
15-Feb-13	523.300	523.800	523.300	523.800	-	-	-	525.100	-	-	-	525.700	-	-	-	-
18-Feb-13	523.900	524.500	523.900	523.900	-	-	-	523.400	-	-	-	524.000	-	-	-	-
19-Feb-13	524.500	524.800	524.200	524.500	523.500	524.100	523.500	524.200	-	-	-	525.200	-	-	-	-
20-Feb-13	524.700	524.800	524.700	524.700	-	-	-	521.700	-	-	-	522.300	-	-	-	-
21-Feb-13	524.900	525.500	524.900	525.500	-	-	-	512.400	-	-	-	513.000	-	-	-	-
22-Feb-13	525.600	525.800	525.500	518.250	-	-	-	515.400	-	-	-	516.400	-	-	-	-
25-Feb-13	-	-	-	508.950	-	-	-	518.500	-	-	-	519.500	-	-	-	-
26-Feb-13	-	-	-	-	515.400	515.700	515.400	516.400	-	-	-	519.500	-	-	-	519.600
27-Feb-13	-	-	-	-	-	-	-	520.100	-	-	-	522.300	-	-	-	523.300
28-Feb-13	-	-	-	-	-	-	-	517.200	-	-	-	517.400	-	-	-	518.000
Tertinggi High	(07) 536,000				(06) 535,600				(04) 535,200				-			
Terendah Low	(13) 524,900				(26) 515,400				(04) 535,200				-			
Rata-Rata Average	527,365				528,320				527,010				520,300			

Emas / Gold (GOL100)
Jakarta Futures Exchange (JFX)

Bulan Penyerahan / Delivery Months Tanggal / Date	Pebruari / February'13				Maret / March'13				April / April'13				Mei / May'13			
	Pembukaan Open (Rp/Kg)	Tertinggi High (Rp/Kg)	Terendah Low (Rp/Kg)	Penutupan Settlement (Rp/Kg)	Pembukaan Open (Rp/Kg)	Tertinggi High (Rp/Kg)	Terendah Low (Rp/Kg)	Penutupan Settlement (Rp/Kg)	Pembukaan Open (Rp/Kg)	Tertinggi High (Rp/Kg)	Terendah Low (Rp/Kg)	Penutupan Settlement (Rp/Kg)	Pembukaan Open (Rp/Kg)	Tertinggi High (Rp/Kg)	Terendah Low (Rp/Kg)	Penutupan Settlement (Rp/Kg)
1-Feb-13	-	-	-	541,000	-	-	-	544,300	545,000	545,000	545,000	545,000	-	-	-	-
4-Feb-13	-	-	-	541,000	537,500	545,200	537,500	544,900	536,200	546,800	536,200	545,700	-	-	-	-
5-Feb-13	-	-	-	542,000	-	-	-	545,950	546,500	548,100	546,500	548,100	-	-	-	-
6-Feb-13	-	-	-	542,000	-	-	-	545,950	548,000	548,000	547,300	546,700	-	-	-	-
7-Feb-13	-	-	-	542,000	545,800	545,800	545,800	545,800	547,000	549,000	547,000	548,200	-	-	-	-
8-Feb-13	-	-	-	542,000	-	-	-	545,300	546,500	546,500	545,800	545,850	-	-	-	-
11-Feb-13	-	-	-	542,000	544,000	544,000	542,000	542,000	546,000	546,000	544,000	543,500	-	-	-	-
12-Feb-13	540,400	540,400	540,400	538,600	540,000	540,000	536,800	535,400	542,000	542,000	536,500	536,500	-	-	-	-
13-Feb-13	-	-	-	538,600	537,200	537,200	537,200	536,800	537,500	537,500	537,500	537,500	-	-	-	-
14-Feb-13	-	-	-	538,600	535,800	536,000	535,800	535,300	537,500	537,500	536,500	536,500	-	-	-	-
15-Feb-13	-	-	-	538,600	-	-	-	532,300	532,600	533,500	532,400	533,300	-	-	-	-
18-Feb-13	-	-	-	538,600	527,600	527,600	525,600	525,750	528,350	528,350	527,000	527,000	-	-	-	-
19-Feb-13	-	-	-	538,600	-	-	-	525,750	528,200	528,200	527,900	527,700	-	-	-	-
20-Feb-13	520,000	520,000	520,000	520,500	-	-	-	524,200	524,400	524,400	524,400	524,400	-	-	-	-
21-Feb-13	-	-	-	520,500	510,400	510,400	510,400	511,700	511,500	513,500	509,400	513,600	-	-	-	-
22-Feb-13	513,000	513,500	513,000	519,050	-	-	-	515,600	517,800	518,800	517,800	518,600	-	-	-	-
25-Feb-13	513,000	513,500	513,000	509,750	517,000	518,900	516,800	518,900	519,200	520,900	519,200	520,800	-	-	-	-
26-Feb-13	-	-	-	-	-	-	-	518,900	521,000	522,900	521,000	522,500	522,100	523,700	521,000	523,000
27-Feb-13	-	-	-	-	-	-	-	521,100	526,000	526,000	526,000	525,400	526,500	526,500	526,500	526,500
28-Feb-13	-	-	-	-	515,000	516,000	515,000	515,800	520,300	522,300	520,300	519,550	520,800	523,000	520,800	520,750
Tertinggi High	(12) 540,400				(07) 545,800				(07) 549,000				(27) 526,500			
Terendah Low	(25) 513,000				(25) 510,400				(25) 519,200				(28) 520,800			
Rata-Rata Average	534,906				531,585				533,320				523,417			

Emas / Gold (GOL250)
Jakarta Futures Exchange (JFX)

Februari/February '13

Bulan Penyerahan / Delivery Months Tanggal / Date	Februari / February'13				Maret / March'13				April / April'13				Mei / May'13			
	Pembukaan Open (Rp/Kg)	Tertinggi High (Rp/Kg)	Terendah Low (Rp/Kg)	Penutupan Settlement (Rp/Kg)	Pembukaan Open (Rp/Kg)	Tertinggi High (Rp/Kg)	Terendah Low (Rp/Kg)	Penutupan Settlement (Rp/Kg)	Pembukaan Open (Rp/Kg)	Tertinggi High (Rp/Kg)	Terendah Low (Rp/Kg)	Penutupan Settlement (Rp/Kg)	Pembukaan Open (Rp/Kg)	Tertinggi High (Rp/Kg)	Terendah Low (Rp/Kg)	Penutupan Settlement (Rp/Kg)
1-Feb-13	531,100	531,700	531,100	531,700	-	-	-	534,700	534,450	534,950	534,450	534,750	-	-	-	-
4-Feb-13	533,300	534,000	533,300	534,000	-	-	-	534,500	535,000	535,500	534,900	534,900	-	-	-	-
5-Feb-13	533,700	534,000	533,300	534,000	535,100	535,100	535,100	536,100	536,500	536,900	536,500	537,500	-	-	-	-
6-Feb-13	532,400	535,400	532,400	535,400	534,400	534,800	534,400	534,800	535,650	536,200	535,650	536,100	-	-	-	-
7-Feb-13	534,800	535,100	534,500	534,800	536,300	537,500	536,300	537,000	537,700	537,800	537,650	537,650	-	-	-	-
8-Feb-13	534,700	535,200	532,400	533,700	535,800	535,800	535,400	535,400	-	-	-	536,600	-	-	-	-
11-Feb-13	531,000	532,500	531,000	530,500	534,600	534,600	534,100	530,700	534,500	534,850	534,500	531,300	-	-	-	-
12-Feb-13	-	-	-	527,600	528,600	528,600	528,200	527,500	527,550	527,950	527,550	527,850	-	-	-	-
13-Feb-13	526,800	527,500	526,800	527,000	-	-	-	527,500	526,500	530,750	526,500	529,900	-	-	-	-
14-Feb-13	524,500	526,700	524,500	525,700	527,600	527,800	527,600	527,600	527,500	529,500	527,500	527,900	-	-	-	-
15-Feb-13	522,400	522,800	522,400	522,800	525,600	525,600	525,300	525,300	524,900	526,900	524,900	525,900	-	-	-	-
18-Feb-13	523,000	523,400	523,000	523,400	524,700	524,700	524,300	523,400	521,900	522,300	521,900	523,200	-	-	-	-
19-Feb-13	-	-	-	523,400	522,900	523,800	522,900	523,800	-	-	-	525,000	-	-	-	-
20-Feb-13	523,600	523,700	523,600	523,700	-	-	-	521,700	522,500	526,100	522,500	522,300	-	-	-	-
21-Feb-13	-	-	-	523,700	511,100	511,100	510,700	510,800	519,500	523,500	509,300	512,200	-	-	-	-
22-Feb-13	523,700	524,000	523,700	518,650	515,000	515,500	515,000	515,500	516,350	516,950	516,350	516,850	-	-	-	-
25-Feb-13	-	-	-	509,350	-	-	-	517,900	516,850	517,250	516,850	519,300	-	-	-	-
26-Feb-13	-	-	-	-	517,700	518,300	514,900	515,900	518,300	520,200	518,300	519,600	-	-	-	519,400
27-Feb-13	-	-	-	-	-	-	-	519,600	523,600	523,750	523,100	523,300	-	-	-	523,100
28-Feb-13	-	-	-	-	-	-	-	517,200	518,500	519,300	518,500	517,400	-	-	-	518,000
Tertinggi High	(06) 535,400				(07) 537,500				(07) 537,800				-			
Terendah Low	(15) 522,400				(26) 514,900				(25) 509,300				-			
Rata-Rata Average	527,024				525,845				526,975				520,167			

Emas / Gold (GOLDGR)
Indonesia Commodity & Derivatives Exchange (ICDX)

Februari / Februari '13

Tanggal	Bulan Penyerahan / Delivery	Pebruari / February'13				Maret / March'13				April / April'13				Mei / May'13			
		Pembukaan Open (Rp/Kg)	Tertinggi High (Rp/Kg)	Terendah Low (Rp/Kg)	Penutupan Settlement (Rp/Kg)	Pembukaan Open (Rp/Kg)	Tertinggi High (Rp/Kg)	Terendah Low (Rp/Kg)	Penutupan Settlement (Rp/Kg)	Pembukaan Open (Rp/Kg)	Tertinggi High (Rp/Kg)	Terendah Low (Rp/Kg)	Penutupan Settlement (Rp/Kg)	Pembukaan Open (Rp/Kg)	Tertinggi High (Rp/Kg)	Terendah Low (Rp/Kg)	Penutupan Settlement (Rp/Kg)
1-Feb-13	-	-	-	-	528,600	-	-	-	530,600	-	-	-	532,700	-	-	-	535,000
4-Feb-13	-	-	-	-	-	-	-	-	-	-	-	-	-	-	-	-	-
5-Feb-13	-	-	-	-	526,400	-	-	-	528,400	-	-	-	530,500	-	-	-	532,800
6-Feb-13	-	-	-	-	527,800	528,500	530,900	528,500	529,800	-	-	-	532,000	-	-	-	534,300
7-Feb-13	-	-	-	-	526,800	529,700	532,300	529,700	528,800	-	-	-	530,900	-	-	-	533,200
8-Feb-13	-	-	-	-	524,400	529,000	529,900	529,000	526,400	-	-	-	528,600	-	-	-	530,900
11-Feb-13	-	-	-	-	516,400	526,200	526,200	525,400	518,400	-	-	-	520,500	-	-	-	522,700
12-Feb-13	-	-	-	-	517,200	518,200	518,200	517,600	519,200	-	-	-	521,300	-	-	-	523,500
13-Feb-13	-	-	-	-	514,100	519,400	520,200	519,400	516,100	-	-	-	518,200	-	-	-	520,400
14-Feb-13	-	-	-	-	512,500	516,000	516,000	515,200	514,400	-	-	-	516,500	-	-	-	518,700
15-Feb-13	-	-	-	-	-	-	-	-	-	-	-	-	-	-	-	-	-
18-Feb-13	-	-	-	-	505,100	-	-	-	507,000	-	-	-	509,100	-	-	-	511,200
19-Feb-13	-	-	-	-	505,400	507,100	507,900	507,100	507,300	-	-	-	509,300	-	-	-	511,500
20-Feb-13	-	-	-	-	492,400	507,200	509,200	506,100	494,300	520,500	520,500	520,000	496,300	-	-	-	498,400
21-Feb-13	490,000	495,000	490,000	496,200	494,200	494,200	489,000	498,000	522,400	522,400	488,000	500,000	487,000	493,000	487,000	502,200	
22-Feb-13	490,000	500,000	490,000	497,900	490,000	500,000	490,000	499,800	510,000	510,000	490,000	501,800	490,000	500,000	490,000	503,900	
25-Feb-13	495,000	505,000	495,000	502,500	493,000	503,000	493,000	504,400	517,800	520,800	495,000	506,400	495,000	505,000	495,000	508,600	
26-Feb-13	495,000	505,000	495,000	508,700	495,000	505,000	495,000	510,600	518,800	522,900	498,000	512,700	498,000	508,000	498,000	514,800	
27-Feb-13	-	-	-	502,400	505,000	515,000	505,000	504,300	520,500	523,900	510,000	506,300	512,000	522,000	512,000	508,500	
28-Feb-13	-	-	-	496,500	502,000	512,000	502,000	498,400	520,000	520,000	505,000	500,400	505,000	515,000	505,000	502,500	
Tertinggi High			(26) 505,000				(07) 532,300				(27) 523,900				(27) 522,000		
Terendah Low			(22) 490,000				(21) 489,000				(21) 488,000				(25) 487,000		
Rata-Rata Average			511,183				513,122				515,194				517,394		

Sambungan / Continued

Pebruari / February '13

Tanggal / Date	Bulan Penyerahan / Delivery Months	Juni / June'13				Juli / July'13				Agustus / August'13				September / September'13			
		Pembukaan Open (Rp/Kg)	Tertinggi High (Rp/Kg)	Terendah Low (Rp/Kg)	Penutupan Settlement (Rp/Kg)	Pembukaan Open (Rp/Kg)	Tertinggi High (Rp/Kg)	Terendah Low (Rp/Kg)	Penutupan Settlement (Rp/Kg)	Pembukaan Open (Rp/Kg)	Tertinggi High (Rp/Kg)	Terendah Low (Rp/Kg)	Penutupan Settlement (Rp/Kg)	Pembukaan Open (Rp/gram)	Tertinggi High (Rp/gram)	Terendah Low (Rp/gram)	Penutupan Settlement (Rp/gram)
1-Feb-13		-	-	-	537,300	-	-	-	539,700	-	-	-	542,200	-	-	-	544,600
4-Feb-13		-	-	-	-	-	-	-	-	-	-	-	-	-	-	-	-
5-Feb-13		-	-	-	535,100	-	-	-	537,500	-	-	-	540,000	-	-	-	542,400
6-Feb-13		-	-	-	536,600	-	-	-	539,000	-	-	-	541,500	-	-	-	543,900
7-Feb-13		-	-	-	535,500	-	-	-	537,900	-	-	-	540,400	-	-	-	542,800
8-Feb-13		-	-	-	533,200	-	-	-	535,500	-	-	-	538,000	-	-	-	540,400
11-Feb-13		-	-	-	525,000	-	-	-	527,300	-	-	-	529,700	-	-	-	532,000
12-Feb-13		-	-	-	525,800	-	-	-	528,100	-	-	-	530,500	-	-	-	532,900
13-Feb-13		-	-	-	522,600	-	-	-	524,900	-	-	-	527,300	-	-	-	529,700
14-Feb-13		-	-	-	521,000	-	-	-	523,300	-	-	-	525,600	-	-	-	528,000
15-Feb-13		-	-	-	-	-	-	-	-	-	-	-	-	-	-	-	-
18-Feb-13		-	-	-	513,400	-	-	-	515,700	-	-	-	518,000	-	-	-	520,300
19-Feb-13		-	-	-	513,700	-	-	-	516,000	-	-	-	518,300	-	-	-	520,600
20-Feb-13		-	-	-	500,500	-	-	-	502,700	-	-	-	505,000	-	-	-	507,300
21-Feb-13		-	-	-	504,300	-	-	-	506,600	-	-	-	508,900	-	-	-	511,200
22-Feb-13		-	-	-	506,100	-	-	-	508,400	-	-	-	510,700	-	-	-	513,000
25-Feb-13		-	-	-	510,700	-	-	-	513,000	-	-	-	515,400	-	-	-	517,700
26-Feb-13		-	-	-	517,100	-	-	-	519,400	-	-	-	521,700	-	-	-	524,100
27-Feb-13		510,000	520,000	510,000	510,700	-	-	-	513,000	-	-	-	515,300	-	-	-	517,600
28-Feb-13		508,000	518,000	508,000	504,700	-	-	-	506,900	-	-	-	509,300	-	-	-	511,500
Tertinggi High			(27) 520,000				-				-				-		
Terendah Low			(28) 508,000				-				-				-		
Rata-Rata Average			519,628				521,939				524,322				526,667		

Sambungan / Continued

Pebruari / February '13

Tanggal / Date	Bulan Penyerahan / Delivery Month	Oktober / Oktober '13				November / November '13				Desember / Desember '13				Januari / Januari '13			
		Pembukaan Open (Rp/gram)	Tertinggi High (Rp/gram)	Terendah Low (Rp/gram)	Penutupan Settlement (Rp/gram)	Pembukaan Open (Rp/gram)	Tertinggi High (Rp/gram)	Terendah Low (Rp/gram)	Penutupan Settlement (Rp/gram)	Pembukaan Open (Rp/gram)	Tertinggi High (Rp/gram)	Terendah Low (Rp/gram)	Penutupan Settlement (Rp/gram)	Pembukaan Open (Rp/gram)	Tertinggi High (Rp/gram)	Terendah Low (Rp/gram)	Penutupan Settlement (Rp/gram)
1-Feb-13	-	-	-	-	547,100	-	-	-	549,700	-	-	-	552,300	-	-	-	554,900
4-Feb-13	-	-	-	-	-	-	-	-	-	-	-	-	-	-	-	-	-
5-Feb-13	-	-	-	-	544,900	-	-	-	547,400	-	-	-	550,000	-	-	-	552,600
6-Feb-13	-	-	-	-	546,400	-	-	-	548,900	-	-	-	551,500	-	-	-	554,200
7-Feb-13	-	-	-	-	545,300	-	-	-	547,900	-	-	-	550,400	-	-	-	553,100
8-Feb-13	-	-	-	-	542,900	-	-	-	545,400	-	-	-	548,000	-	-	-	550,600
11-Feb-13	-	-	-	-	534,500	-	-	-	536,900	-	-	-	539,400	-	-	-	542,000
12-Feb-13	-	-	-	-	535,300	-	-	-	537,800	-	-	-	540,300	-	-	-	542,800
13-Feb-13	-	-	-	-	532,100	-	-	-	534,500	-	-	-	537,000	-	-	-	539,500
14-Feb-13	-	-	-	-	530,400	-	-	-	532,800	-	-	-	535,300	-	-	-	537,800
15-Feb-13	-	-	-	-	-	-	-	-	-	-	-	-	-	-	-	-	-
18-Feb-13	-	-	-	-	522,700	-	-	-	525,100	-	-	-	527,500	-	-	-	530,000
19-Feb-13	-	-	-	-	523,000	-	-	-	525,400	-	-	-	527,900	-	-	-	530,300
20-Feb-13	-	-	-	-	509,600	-	-	-	511,900	-	-	-	514,300	-	-	-	516,700
21-Feb-13	-	-	-	-	513,500	-	-	-	515,800	-	-	-	518,200	-	-	-	520,700
22-Feb-13	-	-	-	-	515,300	-	-	-	517,700	-	-	-	520,100	-	-	-	522,500
25-Feb-13	-	-	-	-	520,000	-	-	-	522,400	-	-	-	524,800	-	-	-	527,300
26-Feb-13	-	-	-	-	526,400	-	-	-	528,900	-	-	-	531,300	-	-	-	533,800
27-Feb-13	-	-	-	-	520,000	-	-	-	522,300	-	-	-	524,800	-	-	-	527,200
28-Feb-13	-	-	-	-	513,900	-	-	-	516,200	-	-	-	518,600	-	-	-	521,100
Tertinggi High	-	-	-	-	-	-	-	-	-	-	-	-	-	-	-	-	-
Terendah Low	-	-	-	-	-	-	-	-	-	-	-	-	-	-	-	-	-
Rata-Rata Average	-	529,072	-	-	-	531,500	-	-	-	533,983	-	-	-	536,506	-	-	-

Gulir Emas / Rolling Gold (KGE)

Jakarta Futures Exchange (JFX)

Bulan / Month		Pebruari / February '13			
		Pembukaan Open (Rp/gram)	Tertinggi High (Rp/gram)	Terendah Low (Rp/gram)	Penutupan Settlement (Rp/gram)
Tanggal / Date					
1-Feb-13	-	-	-	-	520,634
4-Feb-13	-	-	-	-	517,396
5-Feb-13	-	-	-	-	522,082
6-Feb-13	-	-	-	-	521,123
7-Feb-13	-	-	-	-	522,534
8-Feb-13	-	-	-	-	519,083
11-Feb-13	-	-	-	-	514,295
12-Feb-13	-	-	-	-	509,068
13-Feb-13	-	-	-	-	510,585
14-Feb-13	-	-	-	-	510,373
15-Feb-13	-	-	-	-	506,129
18-Feb-13	-	-	-	-	501,588
19-Feb-13	-	-	-	-	502,973
20-Feb-13	-	-	-	-	498,736
21-Feb-13	-	-	-	-	489,336
22-Feb-13	-	-	-	-	493,198
25-Feb-13	-	-	-	-	496,726
26-Feb-13	-	-	-	-	498,678
27-Feb-13	-	-	-	-	500,782
Tertinggi High			-		
Terendah Low			-		
Rata-Rata Average			508,175		

Gulir Emas / Rolling Gold (KGEUSD)

Jakarta Futures Exchange (JFX)

Tanggal / Date	Bulan Month	Pebruari / February '13			
		Pembukaan Open (USD/T.Ounce)	Tertinggi High (USD/T.Ounce)	Terendah Low (USD/T.Ounce)	Penutupan Settlement (USD/T.Ounce)
1-Feb-13	-	1,673.35	1,673.35	1,673.35	1,667.80
4-Feb-13	-	-	-	-	1,674.60
5-Feb-13	-	1,673.10	1,673.15	1,673.10	1,673.00
6-Feb-13	-	1,672.00	1,672.30	1,671.90	1,677.55
7-Feb-13	-	1,680.80	1,680.80	1,675.40	1,671.30
8-Feb-13	-	1,670.70	1,671.20	1,670.40	1,667.10
11-Feb-13	-	1,656.90	1,656.90	1,656.90	1,647.95
12-Feb-13	-	-	-	-	1,651.25
13-Feb-13	-	1,649.50	1,649.50	1,643.25	1,642.60
14-Feb-13	-	1,646.60	1,646.60	1,637.20	1,634.35
15-Feb-13	-	1,615.00	1,615.00	1,606.00	1,609.80
18-Feb-13	-	1,611.00	1,611.00	1,611.00	1,610.05
19-Feb-13	-	1,615.50	1,615.50	1,615.50	1,604.95
20-Feb-13	-	1,608.50	1,608.50	1,580.00	1,564.30
21-Feb-13	-	1,568.80	1,573.50	1,568.80	1,576.50
22-Feb-13	-	-	-	-	1,581.50
25-Feb-13	-	1,583.70	1,585.70	1,583.70	1,593.30
26-Feb-13	-	1,593.00	1,593.00	1,588.50	1,614.05
27-Feb-13	-	1,612.00	1,612.00	1,516.35	1,597.10
Tertinggi High	-	-	(07)	1,680.80	-
Terendah Low	-	-	(28)	0.00	-
Rata-Rata Average	-	-	-	1,629.42	-

Gulir Indeks Emas / Rolling Gold Index (KIE)

Jakarta Futures Exchange (JFX)

Tanggal / Date Bulan / Month		Pebruari / February '13			
		Pembukaan Open (Point)	Tertinggi High (Point)	Terendah Low (Point)	Penutupan Settlement (Point)
1-Feb-13		-	-	-	9,725
4-Feb-13		-	-	-	9,668
5-Feb-13		-	-	-	9,677
6-Feb-13		-	-	-	9,705
7-Feb-13		-	-	-	9,695
8-Feb-13		-	-	-	9,667
11-Feb-13		-	-	-	9,615
12-Feb-13		9,590	9,610	9,590	9,646
13-Feb-13		9,550	9,630	9,550	9,644
14-Feb-13		9,520	9,630	9,520	9,661
15-Feb-13		9,540	9,651	9,540	9,669
18-Feb-13		-	-	-	9,682
19-Feb-13		-	-	-	9,704
20-Feb-13		-	-	-	9,684
21-Feb-13		9,420	9,652	9,420	9,703
22-Feb-13		-	-	-	9,709
25-Feb-13		9,612	9,663	9,607	9,706
26-Feb-13		-	-	-	9,708
27-Feb-13		9,600	9,602	9,598	9,684
Tertinggi High			(25)	9,663	
Terendah Low			(21)	9,420	
Rata-Rata Average			9,682		

Tunda Serah Emas (GOLDID)
Indonesia Commodity & Derivatives Exchange (ICDX)

Tanggal / Date	Pebruari / February '13			
	Pembukaan Open (USD/T.Ounce)	Tertinggi High (USD/T.Ounce)	Terendah Low (USD/T.Ounce)	Penutupan Settlement (USD/T.Ounce)
1-Feb-13	1663,4	1671,7	1663,4	1666,9
4-Feb-13	-	-	-	-
5-Feb-13	1,674.00	1,674.00	1,670.00	1672,4
6-Feb-13	1,675.00	1675,7	1674,3	1677,7
7-Feb-13	1675,7	1680,7	1673,2	1671,1
8-Feb-13	1673,2	1673,2	1,668.00	1667,7
11-Feb-13	1,662.00	1,662.00	1645,3	1649,5
12-Feb-13	1644,9	1651,8	1639,9	1651,1
13-Feb-13	1647,4	1647,4	1647,4	1642,2
14-Feb-13	-	-	-	1634,9
15-Feb-13	-	-	-	-
18-Feb-13	1618,3	1618,3	1618,3	1609,8
19-Feb-13	-	-	-	1604,8
20-Feb-13	1594,9	1594,9	1,564.00	1563,9
21-Feb-13	1559,6	1572,6	1559,6	1575,7
22-Feb-13	1581,1	1582,6	1,573.00	1579,7
25-Feb-13	1589,5	1590,8	1587,1	1594,3
26-Feb-13	1,595.00	1,612.00	1592,5	1614,1
27-Feb-13	1,612.00	1,612.00	1606,5	1597,6
28-Feb-13	1,597.00	1,597.00	1579,4	1580,8
Tertinggi High	(07) 1,680.70			
Terendah Low	(21) 1,559.60			
Rata-Rata Average	1,625			

Tunda Serah Emas (GOLDUD)
Indonesia Commodity & Derivatives Exchange (ICDX)

Tanggal / Date	Pebruari / February '13			
	Pembukaan Open (USD/T.Ounce)	Tertinggi High (USD/T.Ounce)	Terendah Low (USD/T.Ounce)	Penutupan Settlement (USD/T.Ounce)
1-Feb-13	1661,3	1681,2	1660,8	1666,9
4-Feb-13	-	-	-	-
5-Feb-13	1,675.00	1684,5	1667,7	1672,4
6-Feb-13	1672,3	1679,1	1668,5	1677,7
7-Feb-13	1678,2	1682,5	1,665.00	1671,1
8-Feb-13	1669,2	1672,6	1,666.00	1667,7
11-Feb-13	1668,1	1668,3	1644,4	1649,5
12-Feb-13	1643,8	1652,7	1641,1	1651,1
13-Feb-13	1646,8	1652,5	1641,5	1642,2
14-Feb-13	1,642.00	1643,2	1634,2	1634,9
15-Feb-13	-	-	-	-
18-Feb-13	1615,8	1,660.00	1,608.00	1609,8
19-Feb-13	1,614.00	1,614.00	1,602.00	1604,8
20-Feb-13	1605,3	1,672.00	1562,8	1563,9
21-Feb-13	1560,5	1583,2	1559,9	1575,7
22-Feb-13	1581,3	1586,5	1572,5	1579,7
25-Feb-13	1584,2	1,596.00	1583,9	1594,3
26-Feb-13	1596,5	1,617.00	1,586.00	1614,1
27-Feb-13	1612,7	1612,7	1594,1	1597,6
28-Feb-13	1596,7	1,604.00	1,577.00	1580,8
Tertinggi High	(20) 1,684.50			
Terendah Low	(13) 1,559.90			
Rata-Rata Average	1,625.23			

4. Jumlah dan Volume Transaksi, dan Open Interest Frequency and Volume, and Open Interest

Olein (OLE)
Jakarta Futures Exchange (JFX)

Tanggal (Date)	Bulan (Month)	Pebruari / February'13		
		Transaksi (kali) Frequency (times)	Volume (lot) Volume (lots)	Open Interest (lots)
1		4	80	-
4		4	80	-
5		8	160	-
6		26	158	-
7		6	60	-
8		20	116	-
11		6	120	-
12		55	62	-
13		37	102	-
14		95	242	-
15		30	106	-
18		-	-	-
19		-	-	-
20		-	-	-
21		-	-	-
22		-	-	-
25		20	20	-
26		26	56	-
27		8	18	-
28		-	-	-
Tertinggi High		(14) 95	(24) 242	-
Terendah Low		(11) 6	(09) 18	-
Rata-Rata Average		25	99	-

Olein (OLE10)
Jakarta Futures Exchange (JFX)

Tanggal (Date)	Bulan (Month)	Pebruari / February'13		
		Transaksi (kali) Frequency (times)	Volume (lot) Volume (lots)	Open Interest (lots)
1		50	50	-
4		168	168	-
5		50	50	-
6		44	44	-
7		25	25	-
8		1	5	-
11		122	122	-
12		108	108	-
13		50	96	-
14		70	70	-
15		66	66	-
18		-	-	-
19		-	-	-
20		-	-	-
21		-	-	-
22		-	-	-
25		148	328	-
26		44	296	-
27		128	410	-
28		-	-	-
Tertinggi High		(04) 168	(27) 410	-
Terendah Low		(08) 1	(08) 5	-
Rata-Rata Average		77	131	-

RBD PALM OLEIN (OLEINTR)
Indonesia Commodity & Derivatives Exchange (ICDX)

Tanggal (Date)	Bulan (Month)	Pebruari / February'13		
		Transaksi (kali) Frequency (times)	Volume (lot) Volume (lots)	Open Interest (lots)
1		3	3	2
4		4	4	-
5		8	8	1
6		5	5	1
7		10	10	2
8		7	7	1
11		4	4	1
12		4	4	1
13		9	9	2
14		3	3	1
15		11	11	-
18		6	6	-
19		7	7	-
20		10	10	-
21		8	8	-
22		7	7	-
25		10	10	-
26		9	9	-
27		11	11	-
28		9	9	-
Tertinggi High		(27) 11	(27) 11	(13) 2
Terendah Low		(14) 3	(14) 3	(14) 1
Rata-Rata Average		7	7	1

Crude Palm Oil (CPOTR)
Indonesia Commodity & Derivatives Exchange (ICDX)

Bulan (Month) Tanggal (Date)	Februari / Februari '13		
	Transaksi (kali) Frequency (times)	Volume (lot) Volume (lots)	Open Interest (lots)
1	832	2095	34
4	1202	3122	-
5	1180	3388	34
6	1082	3225	28
7	1185	3644	36
8	1120	3200	32
11	477	1043	22
12	550	1272	28
13	940	2828	33
14	1066	3075	26
15	1069	3066	-
18	1032	2987	-
19	1348	3464	-
20	1279	3627	-
21	1180	3369	-
22	1305	3414	-
25	1317	3246	-
26	1144	3107	-
27	1161	3506	-
28	1162	3430	-
Tertinggi High	(19) 1348	(07) 3644	(07) 36
Terendah Low	(11) 477	(11) 1043	(11) 22
Rata-Rata Average	1082	3005	30

Kakao / Cocoa (CC5)
Jakarta Futures Exchange (JFX)

Bulan (Month) Tanggal (Date)	Februari / Februari '13		
	Transaksi (kali) Frequency (times)	Volume (lot) Volume (lots)	Open Interest (lots)
1	150	165	-
4	182	182	-
5	148	171	-
6	162	304	-
7	164	248	-
8	140	165	-
11	163	204	-
12	188	196	-
13	197	203	-
14	139	175	-
15	147	167	-
18	-	-	-
19	-	-	-
20	-	-	-
21	-	-	-
22	-	-	-
25	83	119	-
26	150	174	-
27	123	174	-
28	-	-	-
Tertinggi High	(13) 197	(06) 304	-
Terendah Low	(25) 83	(25) 119	-
Rata-Rata Average	153	189	-

Emas / Gold (GOL)
Jakarta Futures Exchange (JFX)

Tanggal (Date)	Bulan (Month)	Februari/ Februari '13		
		Transaksi (kali) Frequency (times)	Volume (lot) Volume (lots)	Open Interest (lots)
1		4	80	-
4		5	81	-
5		8	160	-
6		408	540	-
7		4	70	-
8		8	160	-
11		6	120	-
12		-	-	-
13		8	130	-
14		8	152	-
15		4	60	-
18		-	-	-
19		-	-	-
20		-	-	-
21		-	-	-
22		-	-	-
25		-	-	-
26		2	30	-
27		-	-	-
28		-	-	-
Tertinggi High		(06) 408	(06) 540	-
Terendah Low		(26) 2	(26) 30	-
Rata-Rata Average		42	144	-

Emas / Gold (GOL100)
Jakarta Futures Exchange (JFX)

Tanggal (Date)	Bulan (Month)	Februari/ Februari '13		
		Transaksi (kali) Frequency (times)	Volume (lot) Volume (lots)	Open Interest (lots)
1		2	2	4
4		31	31	4
5		7	7	4
6		5	5	4
7		11	11	4
8		9	9	4
11		8	8	4
12		49	49	1
13		4	4	1
14		7	15	1
15		8	8	1
18		-	-	-
19		-	-	-
20		-	-	-
21		-	-	-
22		-	-	-
25		27	258	1
26		21	30	-
27		3	4	-
28		-	-	-
Tertinggi High		(12) 49	(25) 258	(11) 4
Terendah Low		(01) 2	(01) 2	(25) 1
Rata-Rata Average		14	32	3

Emas / Gold (GOL250)
Jakarta Futures Exchange (JFX)

Tanggal (Date)	Bulan (Month)	Februari/ Februari '13		
		Transaksi (kali) Frequency (times)	Volume (lot) Volume (lots)	Open Interest (lots)
1		14	92	-
4		12	94	-
5		408	560	-
6		324	484	-
7		908	984	-
8		10	140	-
11		30	172	-
12		26	60	-
13		33	200	-
14		34	242	-
15		28	132	-
18		-	-	-
19		-	-	-
20		-	-	-
21		-	-	-
22		-	-	-
25		6	24	-
26		17	112	-
27		7	26	-
28		-	-	-
Tertinggi High		(07) 908	(07) 984	-
Terendah Low		(25) 6	(25) 24	-
Rata-Rata Average		133	237	-

Gulir Emas / Rolling Gold (KGE)
Jakarta Futures Exchange (JFX)

Bulan (Month) Tanggal (Date)	Februari/ Februari '13		
	Transaksi (kali) Frequency (times)	Volume (lot) Volume (lots)	Open Interest (lots)
1	-	-	-
4	-	-	-
5	-	-	-
6	-	-	-
7	-	-	-
8	-	-	-
11	-	-	-
12	-	-	-
13	-	-	-
14	-	-	-
15	-	-	-
18	-	-	-
19	-	-	-
20	-	-	-
21	-	-	-
22	-	-	-
25	-	-	-
26	-	-	-
27	-	-	-
28	-	-	-
Tertinggi High	-	-	-
Terendah Low	-	-	-
Rata-Rata Average	-	-	-

Gulir Emas / Rolling Gold (KGEUSD)
Jakarta Futures Exchange (JFX)

Bulan (Month) Tanggal (Date)	Februari/ Februari '13		
	Transaksi (kali) Frequency (times)	Volume (lot) Volume (lots)	Open Interest (lots)
1	1	1	6
4	-	-	-
5	2	2	6
6	6	150	6
7	11	203	9
8	7	150	9
11	2	30	9
12	-	-	-
13	4	4	13
14	3	3	14
15	3	3	17
18	-	-	-
19	-	-	-
20	-	-	-
21	-	-	-
22	-	-	-
25	21	21	12
26	20	20	32
27	35	35	62
28	-	-	-
Tertinggi High	(27) 35	(07) 203	(26) 14
Terendah Low	(01) 1	(01) 1	(26) 14
Rata-Rata Average	13	23	14

Gulir Indeks Emas/Rolling Gold Index (KIE)
Jakarta Futures Exchange (JFX)

Bulan (Month) Tanggal (Date)	Februari/ Februari '13		
	Transaksi (kali) Frequency (times)	Volume (lot) Volume (lots)	Open Interest (lots)
1	-	-	-
4	-	-	-
5	-	-	-
6	-	-	-
7	-	-	-
8	-	-	-
11	-	-	-
12	2	10	9
13	2	10	9
14	2	10	9
15	2	10	9
18	-	-	-
19	-	-	-
20	-	-	-
21	-	-	-
22	-	-	-
25	32	1000	9
26	-	-	-
27	10	500	9
28	-	-	-
Tertinggi High	(24) 32	(24) 1000	(25) 9
Terendah Low	(25) 2	(25) 10	(25) 9
Rata-Rata Average	12	340	9

Tunda Serah Emas (GOLDID)
Indonesia Commodity & Derivatives Exchange (ICDX)

Tanggal (Date)	Bulan (Month)	Februari/ Februari '13		
		Transaksi (kali) Frequency (times)	Volume (lot) Volume (lots)	Open Interest (lots)
1		2	2	-
4		3	3	-
5		3	3	-
6		7	7	-
7		8	8	-
8		2	2	-
11		7	7	-
12		6	6	-
13		1	1	-
14		-	-	-
15		-	-	-
18		1	1	-
19		-	-	-
20		7	7	-
21		5	5	-
22		4	4	-
25		14	14	-
26		8	8	-
27		6	6	-
28		5	5	-
Tertinggi High		(16) 14	(12) 14	-
Terendah Low		(20) 1	(20) 1	-
Rata-Rata Average		5	5	-

Tunda Serah Emas (GOLDUD)
Indonesia Commodity & Derivatives Exchange (ICDX)

Tanggal (Date)	Bulan (Month)	Februari/ Februari '13		
		Transaksi (kali) Frequency (times)	Volume (lot) Volume (lots)	Open Interest (lots)
1		118	373	-
4		30	119	-
5		176	623	-
6		77	246	-
7		211	839	-
8		212	1116	-
11		128	440	-
12		257	1828	-
13		21	52	-
14		63	470	-
15		192	1391	-
18		64	367	-
19		4	17	-
20		99	815	-
21		41	136	-
22		43	235	-
25		75	377	-
26		274	2024	-
27		56	430	-
28		63	352	-
Tertinggi High		(06) 274	(06) 2024	-
Terendah Low		(22) 4	(19) 17	-
Rata-Rata Average		110	613	-

Emas / Gold (GOLDGR)
Indonesia Commodity & Derivatives Exchange (ICDX)

Tanggal (Date)	Bulan (Month)	Februari/ Februari '13		
		Transaksi (kali) Frequency (times)	Volume (lot) Volume (lots)	Open Interest (lots)
1		-	-	-
4		4	40	-
5		-	-	-
6		14	108	-
7		8	48	-
8		6	60	-
11		6	60	-
12		4	40	-
13		6	60	-
14		4	40	-
15		6	60	-
18		-	-	-
19		12	60	-
20		16	148	-
21		52	260	-
22		82	180	-
25		84	160	-
26		102	470	-
27		102	328	-
28		83	260	-
Tertinggi High		(31) 102	(22) 470	-
Terendah Low		(27) 4	(30) 40	-
Rata-Rata Average		45	#REF!	-

5. Jumlah dan Volume Transaksi, *Open Interest* dan Hari Perdagangan Selama Lima Tahun
Frequency and Volume, Open Interest and Trading Days for Five Years

Olein (OLE)
 Jakarta Futures Exchange (JFX)

No.	Bulan / Month	Transaksi (Kali)/Frequency (Times)					Volume (lot) /Volume (Lots)					Open Interest pada akhir bulan (lot) / Open Interest at the End of This Month (Lots)					Hari Perdagangan / Trading Days (Days)				
		2009	2010	2011	2012	2013	2008	2009	2010	2011	2012	2008	2009	2010	2011	2012	2008	2009	2010	2011	2012
1	Januari/January	6	-	162	479		-	10	-	414	1,384	-	-	-	-	-	19	19	20	21	22
2	Pebruari/February	2	-	228	369		-	4	-	532	1,037	-	-	-	-	-	20	20	19	18	21
3	Maret/March	2	-	581	445		-	4	-	927	1,411	-	-	-	-	-	20	20	22	23	22
4	April/April	2	-	375	729		-	4	-	767	1,981	-	-	-	-	-	21	21	21	20	21
5	Mei/May	2	-	572	592		15	4	-	899	1,778	-	-	-	-	-	20	20	21	22	23
6	Juni/June	2	-	493	648		16	4	-	837	2,638	-	-	-	-	-	22	22	22	22	21
7	Juli/July	-	-	581	643		4	-	-	1,226	2,548	-	-	-	-	-	22	22	22	21	22
8	Agustus/August	66	83	410			64	98	156	766		-	-	-	-	-	20	20	22	21	
9	September/September	-	191	483			106	-	437	1,234		-	-	-	-	-	18	18	19	22	
10	Oktober /October	-	135	414			184	-	389	1,198		-	-	-	-	-	22	22	21	21	
11	Nopember/November	-	134	482			69	-	440	1,828		-	-	-	-	-	20	20	21	22	
12	Desember/December	-	112	376			14	-	278	1,494		-	-	-	-	-	21	21	21	20	

Olein (OLE10)
Jakarta Futures Exchange (JFX)

No.	Bulan / Month	Transaksi (Kali)/Frequency (Times)					Volume (lot) /Volume (Lots)					Open Interest pada akhir bulan (lot) / Open Interest at the End of This Month (Lots)					Hari Perdagangan / Trading Days (Days)				
		2008	2009	2010	2011	2012	2008	2009	2010	2011	2012	2008	2009	2010	2011	2012	2008	2009	2010	2011	2012
1	Januari/January	-	-	-	-	268	-	-	-	-	268	-	-	-	-	-	-	-	-	21	22
2	Pebruari/February	-	-	-	-	382	-	-	-	-	462	-	-	-	-	-	-	-	-	18	21
3	Maret/March	-	-	-	-	985	-	-	-	-	1,354	-	-	-	-	-	-	-	-	23	22
4	April/April	-	-	-	-	798	-	-	-	-	978	-	-	-	-	-	-	-	-	20	21
5	Mei/May	-	-	-	-	718	-	-	-	-	896	-	-	-	-	-	-	-	-	22	23
6	Juni/June	-	-	-	-	627	-	-	-	-	834	-	-	-	-	-	-	-	-	22	21
7	Juli/July	-	-	-	-	361	-	-	-	-	564	-	-	-	-	-	-	-	-	21	22
8	Agustus/August	-	-	-	-	-	-	-	-	-	-	-	-	-	-	-	-	-	-	21	-
9	September/September	-	-	-	-	-	-	-	-	-	-	-	-	-	-	-	-	-	-	22	-
10	Oktober /October	-	-	-	-	-	-	-	-	-	-	-	-	-	-	-	-	-	-	21	-
11	Nopember/November	-	-	-	-	-	-	-	-	-	-	-	-	-	-	-	-	-	-	22	-
12	Desember/December	-	-	-	264	-	-	-	-	380	-	-	-	-	-	-	-	-	-	20	-

RBD PALM OLEIN (OLEINTR)
Indonesia Commodity & Derivatives Exchange (ICDX)

No.	Bulan / Month	Transaksi (Kali)/Frequency (Times)					Volume (lot) /Volume (Lots)					Open Interest pada akhir bulan (lot) / Open Interest at the End of This Month (Lots)					Hari Perdagangan / Trading Days (Days)				
		2008	2009	2010	2011	2012	2008	2009	2010	2011	2012	2008	2009	2010	2011	2012	2008	2009	2010	2011	2012
1	Januari/January	-	-	-	-	1,147	-	-	-	-	1,429	-	-	-	-	-	-	-	-	-	20
2	Pebruari/February	-	-	-	-	412	-	-	-	-	463	-	-	-	-	-	-	-	-	-	21
3	Maret/March	-	-	-	-	102	-	-	-	-	159	-	-	-	-	-	-	-	-	-	22
4	April/April	-	-	-	-	132	-	-	-	-	141	-	-	-	-	-	-	-	-	-	20
5	Mei/May	-	-	-	-	75	-	-	-	-	80	-	-	-	-	-	-	-	-	-	23
6	Juni/June	-	-	-	-	75	-	-	-	-	76	-	-	-	-	-	-	-	-	-	23
7	Juli/July	-	-	-	-	151	-	-	-	-	158	-	-	-	-	-	-	-	-	-	22
8	Agustus/August	-	-	-	-	-	-	-	-	-	-	-	-	-	-	-	-	-	-	-	-
9	September/September	-	-	-	-	-	-	-	-	-	-	-	-	-	-	-	-	-	-	-	-
10	Oktober /October	-	-	-	-	-	-	-	-	-	-	-	-	-	-	-	-	-	-	-	-
11	Nopember/November	-	-	-	-	-	-	-	-	-	-	-	-	-	-	-	-	-	-	-	-
12	Desember/December	-	-	-	1,340	-	-	-	-	-	-	-	-	-	-	-	-	-	-	22	-

Crude Palm Oil (CPOTR)
Indonesia Commodity & Derivatives Exchange (ICDX)

No.	Bulan / Month	Transaksi (Kali)/Frequency (Times)					Volume (lot) /Volume (Lots)					Open Interest pada akhir bulan (lot) / Open Interest at the End of This Month (Lots)					Hari Perdagangan / Trading Days (Days)				
		2008	2009	2010	2011	2012	2008	2009	2010	2011	2012	2008	2009	2010	2011	2012	2008	2009	2010	2011	2012
1	Januari/January	-	-	-	11,233	23,091	-	-	-	42,734	62,550	-	-	-	-	-	-	-	-	21	20
2	Pebruari/February	-	-	-	9,314	24,920	-	-	-	41,249	63,681	-	-	-	-	-	-	-	-	17	21
3	Maret/March	-	-	-	14,623	26,098	-	-	-	53,366	70,885	-	-	-	-	-	-	-	-	23	22
4	April/April	-	-	-	13,521	27,884	-	-	-	46,543	66,325	-	-	-	-	-	-	-	-	20	20
5	Mei/May	-	-	-	11,492	29,663	-	-	-	53,018	70,602	-	-	-	-	-	-	-	-	22	23
6	Juni/June	-	-	-	11,519	34,535	-	-	-	55,099	73,589	-	-	-	-	-	-	-	-	22	21
7	Juli/July	-	-	-	12,458	32,752	-	-	-	63,061	74,148	-	-	-	-	-	-	-	-	21	22
8	Agustus/August	-	-	-	15,293		-	-	-	56,212		-	-	-	-	-	-	-	-	23	
9	September/September	-	-	-	22,371		-	-	-	78,660		-	-	-	-	-	-	-	-	22	
10	Oktober /October	-	-	-	35,429		-	-	-	99,976		-	-	-	-	-	-	-	-	21	
11	Nopember/November	-	-	-	38,422		-	-	-	102,560		-	-	-	-	-	-	-	-	22	
12	Desember/December	-	-	-	31,436		-	-	-	79,287		-	-	-	-	-	-	-	-	22	

Kakao / Cocoa (CC5)
Jakarta Futures Exchange (JFX)

No.	Bulan / Month	Transaksi (Kali)/Frequency (Times)					Volume (lot) /Volume (Lots)					Open Interest pada akhir bulan (lot) / Open Interest at the End of This Month (Lots)					Hari Perdagangan / Trading Days (Days)				
		2008	2009	2010	2011	2012	2008	2009	2010	2011	2012	2008	2009	2010	2011	2012	2008	2009	2010	2011	2012
1	Januari/January	-	-	-	-	2,205	-	-	-	-	3,520	-	-	-	-	-	-	-	-	-	22
2	Pebruari/February	36	109	133	226	81	40	223	133	602	1,001	-	1	-	-	-	20	20	19	18	21
3	Maret/March	-	-	-	-	4,099	-	-	-	-	4,187	-	-	-	-	-	-	-	-	-	22
4	April/April	-	-	-	-	3,003	-	-	-	-	4,785	-	-	-	-	-	-	-	-	-	21
5	Mei/May	-	-	-	-	3,338	-	-	-	-	3,665	-	-	-	-	-	-	-	-	-	23
6	Juni/June	-	-	-	-	3,512	-	-	-	-	3,682	-	-	-	-	-	-	-	-	-	21
7	Juli/July	-	-	-	-	3,362	-	-	-	-	3,837	-	-	-	-	-	-	-	-	-	22
8	Agustus/August	-	-	-	-	-	-	-	-	-	-	-	-	-	-	-	-	-	-	-	-
9	September/September	-	-	-	-	-	-	-	-	-	-	-	-	-	-	-	-	-	-	-	-
10	Oktober /October	-	-	-	-	-	-	-	-	-	-	-	-	-	-	-	-	-	-	-	-
11	Nopember/November	-	-	-	-	-	-	-	-	-	-	-	-	-	-	-	-	-	-	-	-
12	Desember/December	-	-	-	618	-	-	-	-	1,659	-	-	-	-	-	-	-	-	-	20	-

Emas / Gold (GOL)
Jakarta Futures Exchange (JFX)

No.	Bulan / Month	Transaksi (Kali)/Frequency (Times)					Volume (lot) /Volume (Lots)					Open Interest pada akhir bulan (lot) / Open Interest at the End of This Month (Lots)					Hari Perdagangan / Trading Days (Days)				
		2008	2009	2010	2011	2012	2008	2009	2010	2011	2012	2008	2009	2010	2011	2012	2008	2009	2010	2011	2012
1	Januari/January	96	106	173	172	106	96	208	173	336	1,021	-	-	-	-	-	20	19	20	21	22
2	Pebruari/February	36	109	133	226	81	40	223	133	602	1,001	-	1	-	-	-	20	20	19	18	21
3	Maret/March	-	126	148	242	189	-	249	148	557	1,364	-	1	-	-	-	17	20	22	23	22
4	April/April	-	112	140	208	140	-	222	140	580	1,470	-	-	-	-	-	22	21	21	20	21
5	Mei/May	-	127	131	181	98	-	246	135	390	1,144	-	-	-	-	-	20	20	21	22	23
6	Juni/June	-	177	150	188	122	-	326	155	548	2,166	-	-	-	-	-	21	22	22	22	21
7	Juli/July	-	50	158	202	160	-	78	166	800	1,972	-	-	-	-	-	22	22	22	21	22
8	Agustus/August	-	137	206	128	-	-	260	266	398	-	-	-	-	-	-	20	20	22	21	-
9	September/September	-	152	289	190	-	-	303	489	928	-	-	-	17	-	-	20	18	19	22	-
10	Oktober /October	-	198	245	224	-	-	379	485	1,092	-	-	-	-	-	-	20	22	21	21	-
11	Nopember/November	78	190	205	143	-	177	345	471	1,997	-	-	-	-	-	-	20	20	21	22	-
12	Desember/December	166	118	181	106	-	230	250	333	946	-	-	-	-	15	-	19	21	21	20	-

Emas / Gold (GOL100)
Jakarta Futures Exchange (JFX)

No.	Bulan / Month	Transaksi (Kali)/Frequency (Times)					Volume (lot) /Volume (Lots)					Open Interest pada akhir bulan (lot) / Open Interest at the End of This Month (Lots)					Hari Perdagangan / Trading Days (Days)				
		2008	2009	2010	2011	2012	2008	2009	2010	2011	2012	2008	2009	2010	2011	2012	2008	2009	2010	2011	2012
1	Januari/January	-	-	-	-	-	-	-	-	-	-	-	-	-	-	-	-	-	-	-	-
2	Pebruari/February	-	-	-	-	-	-	-	-	-	-	-	-	-	-	-	-	-	-	-	-
3	Maret/March	-	-	-	-	-	-	-	-	-	-	-	-	-	-	-	-	-	-	-	-
4	April/April	-	-	-	-	-	-	-	-	-	-	-	-	-	-	-	-	-	-	-	-
5	Mei/May	-	-	-	-	-	-	-	-	-	-	-	-	-	-	-	-	-	-	-	-
6	Juni/June	-	-	-	-	-	-	-	-	-	-	-	-	-	-	-	-	-	-	-	-
7	Juli/July	-	-	-	-	115	-	-	-	-	578	-	-	-	-	-	-	-	-	-	22
8	Agustus/August	-	-	-	-	-	-	-	-	-	-	-	-	-	-	-	-	-	-	-	-
9	September/September	-	-	-	-	-	-	-	-	-	-	-	-	-	-	-	-	-	-	-	-
10	Oktober /October	-	-	-	-	-	-	-	-	-	-	-	-	-	-	-	-	-	-	-	-
11	Nopember/November	-	-	-	-	-	-	-	-	-	-	-	-	-	-	-	-	-	-	-	-
12	Desember/December	-	-	-	-	-	-	-	-	-	-	-	-	-	-	-	-	-	-	-	-

Emas / Gold (GOL250)
Jakarta Futures Exchange (JFX)

No.	Bulan / Month	Transaksi (Kali)/Frequency (Times)					Volume (lot) /Volume (Lots)					Open Interest pada akhir bulan (lot) / Open Interest at the End of This Month (Lots)					Hari Perdagangan / Trading Days (Days)				
		2008	2009	2010	2011	2012	2008	2009	2010	2011	2012	2008	2009	2010	2011	2012	2008	2009	2010	2011	2012
1	Januari/January	-	-	-	599	449	-	-	-	1,427	2,007	-	-	-	-	-	-	-	-	21	22
2	Pebruari/February	-	-	-	470	395	-	-	-	1,369	2,047	-	-	-	-	-	-	-	-	18	21
3	Maret/March	-	-	-	386	534	-	-	-	977	2,043	-	-	-	-	-	-	-	-	23	22
4	April/April	-	-	-	356	639	-	-	-	982	2,143	-	-	-	-	-	-	-	-	20	21
5	Mei/May	-	-	-	293	817	-	-	-	1,103	1,144	-	-	-	-	-	-	-	-	22	23
6	Juni/June	-	-	-	331	374	-	-	-	1,206	2,678	-	-	-	-	-	-	-	-	22	21
7	Juli/July	-	-	-	343	1,301	-	-	-	1,648	3,463	-	-	-	-	-	-	-	-	21	22
8	Agustus/August	-	-	-	255		-	-	-	1,144		-	-	-	-	-	-	-	-	21	
9	September/September	-	-	-	432		-	-	-	2,312		-	-	-	-	-	-	-	-	22	
10	Oktober /October	-	-	-	557		-	-	-	2,360		-	-	-	-	-	-	-	-	21	
11	Nopember/November	-	-	-	487		-	-	-	2,324		-	-	-	-	-	-	-	-	22	
12	Desember/December	-	-	-	537		-	-	-	2,347		-	-	-	-	-	-	-	-	20	

Emas / Gold (GOLDGR)
Indonesia Commodity & Derivatives Exchange (ICDX)

No.	Bulan / Month	Transaksi (Kali)/Frequency (Times)					Volume (lot) /Volume (Lots)					Open Interest pada akhir bulan (lot) / Open Interest at the End of This Month (Lots)					Hari Perdagangan / Trading Days (Days)				
		2008	2009	2010	2011	2012	2008	2009	2010	2011	2012	2008	2009	2010	2011	2012	2008	2009	2010	2011	2012
1	Januari/January	-	-	-	235	43	-	-	-	780	235	-	-	-	-	-	-	-	-	21	20
2	Pebruari/February	-	-	-	221	101	-	-	-	630	397	-	-	-	-	-	-	-	-	17	21
3	Maret/March	-	-	-	461	32	-	-	-	1,265	348	-	-	-	-	-	-	-	-	23	22
4	April/April	-	-	-	432	61	-	-	-	1,284	397	-	-	-	-	-	-	-	-	18	20
5	Mei/May	-	-	-	1,143	62	-	-	-	2,264	466	-	-	-	-	-	-	-	-	22	23
6	Juni/June	-	-	-	551	91	-	-	-	1,107	625	-	-	-	-	-	-	-	-	22	21
7	Juli/July	-	-	-	479	118	-	-	-	882	579	-	-	-	-	-	-	-	-	21	22
8	Agustus/August	-	-	-	728		-	-	-	1,903		-	-	-	-	-	-	-	-	23	
9	September/September	-	-	-	231		-	-	-	618		-	-	-	-	-	-	-	-	22	
10	Oktober /October	-	-	-	266		-	-	-	989		-	-	-	-	-	-	-	-	21	
11	Nopember/November	-	-	-	178		-	-	-	668		-	-	-	-	-	-	-	-	22	
12	Desember/December	-	-	-	86		-	-	-	419		-	-	-	-	-	-	-	-	22	

Gulir Emas / Rolling Gold (KGE)
Jakarta Futures Exchange (JFX)

No.	Bulan / Month	Transaksi (Kali)/Frequency (Times)					Volume (lot) /Volume (Lots)					Open Interest pada akhir bulan (lot) / Open Interest at the End of This Month (Lots)					Hari Perdagangan / Trading Days (Days)				
		2008	2009	2010	2011	2012	2008	2009	2010	2011	2012	2008	2009	2010	2011	2012	2008	2009	2010	2011	2012
1	Januari/January	-	-	-	-	-	-	-	-	-	-	-	-	-	-	-	20	19	20	21	22
2	Pebruari/February	-	-	-	-	-	-	-	-	-	-	-	-	-	-	-	20	20	19	18	21
3	Maret/March	-	-	-	-	2	-	-	-	-	2	-	-	-	-	-	17	20	22	23	22
4	April/April	-	-	-	-	56	-	-	-	-	1,918	-	-	-	-	-	22	21	21	20	21
5	Mei/May	-	-	-	-	38	-	-	-	-	1,940	-	-	-	-	-	20	20	21	22	23
6	Juni/June	334	-	-	-	66	328	-	-	-	1,066	-	-	-	-	-	21	22	22	22	22
7	Juli/July	296	-	-	-	79	695	-	-	-	2,523	-	-	-	-	-	22	22	22	21	22
8	Agustus/August	422	-	1	-	-	422	-	1	-	-	-	-	-	-	-	20	20	22	21	-
9	September/September	342	-	140	-	-	436	-	172	-	-	-	-	-	-	-	20	18	19	22	-
10	Oktober /October	588	-	100	-	-	3,060	-	100	-	-	-	-	-	-	-	20	22	21	21	-
11	Nopember/November	66	-	10	-	-	66	-	20	-	-	-	-	-	-	-	20	20	21	22	-
12	Desember/December	16	-	-	-	-	96	-	-	-	-	-	-	-	-	-	19	21	21	20	-

Gulir Emas / Rolling Gold (KGEUSD)
Jakarta Futures Exchange (JFX)

No.	Bulan / Month	Transaksi (Kali)/Frequency (Times)					Volume (lot) /Volume (Lots)					Open Interest pada akhir bulan (lot) / Open Interest at the End of This Month (Lots)					Hari Perdagangan / Trading Days (Days)				
		2008	2009	2010	2011	2012	2008	2009	2010	2011	2012	2008	2009	2010	2011	2012	2008	2009	2010	2011	2012
1	Januari/January	-	-	180	163	68	-	-	224	910	1,488	-	-	21	-	-	-	19	20	21	22
2	Pebruari/February	-	29	60	126	92	-	63	73	730	1,590	-	5	11	-	-	-	20	19	18	21
3	Maret/March	-	55	-	138	50	-	81	-	836	1,100	-	6	11	-	-	-	20	22	23	22
4	April/April	-	62	-	150	101	-	95	-	941	1,072	-	2	11	-	-	-	21	21	20	21
5	Mei/May	-	108	-	147	266	-	143	-	928	1,805	-	5	11	-	-	-	20	21	22	23
6	Juni/June	-	100	-	150	67	-	104	-	940	631	-	3	11	-	-	-	22	22	22	21
7	Juli/July	-	68	-	132	27	-	70	-	1,171	533	-	3	11	13	-	-	22	22	21	22
8	Agustus/August	-	61	-	79	-	-	50	-	1,162	-	-	5	11	36	-	-	20	22	21	-
9	September/September	-	168	164	72	-	-	178	962	1,170	-	-	6	21	80	-	-	18	19	22	-
10	Oktober /October	-	371	170	82	-	-	398	954	1,062	-	-	15	-	82	-	-	22	21	21	-
11	Nopember/November	-	341	163	64	-	-	384	910	1,176	-	-	5	-	82	-	-	20	21	22	-
12	Desember/December	-	469	163	70	-	-	672	910	1,589	-	-	53	-	-	-	-	21	21	20	-

Gulir Indeks Emas/Rolling Gold Index (KIE)

Jakarta Futures Exchange (JFX)

No.	Bulan / Month	Transaksi (Kali)/Frequency (Times)					Volume (lot) /Volume (Lots)					Open Interest pada akhir bulan (lot) / Open Interest at the End of This Month (Lots)					Hari Perdagangan / Trading Days (Days)				
		2008	2009	2010	2011	2012	2008	2009	2010	2011	2012	2008	2009	2010	2011	2012	2008	2009	2010	2011	2012
1	Januari/January	188	210	44	107	171	5,330	471	729	863	2,122	4,434	1,250	1,302	60	246	20	19	20	21	22
2	Pebruari/February	125	154	19	118	146	2,210	438	297	898	1,810	3,187	1,253	1,062	87	-	20	20	19	18	21
3	Maret/March	226	124	2	158	142	1,840	317	8	1,425	2,206	4,107	1,192	1,054	92	-	17	20	22	23	22
4	April/April	263	172	7	97	281	5,070	503	19	844	2,653	4,062	1,131	1,035	119	14	22	21	21	20	21
5	Mei/May	1,816	106	20	108	146	2,267	213	365	1,075	2,388	4,076	1,149	1,292	119	14	20	20	21	22	23
6	Juni/June	4,521	132	11	109	147	4,521	580	209	1,073	2,398	1,645	1,162	1,086	121	14	21	22	22	22	21
7	Juli/July	137	150	6	157	119	1,799	767	55	1,705		1,082	1,148	1,034	121		22	22	22	21	22
8	Agustus/August	156	80	6	234		1,713	333	17	2,529		1,331	1,353	1,040	140		20	20	22	21	
9	September/September	326	86	86	216		4,077	500	422	2,480		2,451	1,258	1,040	154		20	18	19	22	
10	Oktober /October	564	229	92	242		7,142	2,356	542	2,907		1,184	1,347	50	154		20	22	21	21	
11	Nopember/November	542	138	157	206		8,218	974	984	2,464		1,218	1,335	-	158		20	20	21	22	
12	Desember/December	539	43	126	176		900	253	809	2,116		1,205	1,335	-	-		19	21	21	20	

Tunda Serah Emas (GOLDID)
Indonesia Commodity & Derivatives Exchange (ICDX)

No.	Bulan / Month	Transaksi (Kali)/Frequency (Times)					Volume (lot) /Volume (Lots)					Open Interest pada akhir bulan (lot) / Open Interest at the End of This Month (Lots)					Hari Perdagangan / Trading Days (Days)				
		2008	2009	2010	2011	2012	2008	2009	2010	2011	2012	2008	2009	2010	2011	2012	2008	2009	2010	2011	2012
1	Januari/January	-	-	-	-	394	-	-	-	-	911	-	-	-	-	-	-	-	-	-	20
2	Pebruari/February	-	-	-	-	259	-	-	-	-	488	-	-	-	-	-	-	-	-	-	21
3	Maret/March	-	-	-	-	300	-	-	-	-	569	-	-	-	-	-	-	-	-	-	22
4	April/April	-	-	-	187	282	-	-	-	2,139	472	-	-	-	-	-	-	-	-	18	20
5	Mei/May	-	-	-	235	245	-	-	-	1,011	509	-	-	-	-	-	-	-	-	22	23
6	Juni/June	-	-	-	298	233	-	-	-	630	669	-	-	-	-	-	-	-	-	22	21
7	Juli/July	-	-	-	199	129	-	-	-	418	276	-	-	-	-	-	-	-	-	21	22
8	Agustus/August	-	-	-	435		-	-	-	1,251		-	-	-	-	-	-	-	-	23	
9	September/September	-	-	-	241		-	-	-	639		-	-	-	-	-	-	-	-	22	
10	Oktober /October	-	-	-	78		-	-	-	217		-	-	-	-	-	-	-	-	21	
11	Nopember/November	-	-	-	117		-	-	-	355		-	-	-	-	-	-	-	-	22	
12	Desember/December	-	-	-	212		-	-	-	355		-	-	-	-	-	-	-	-	22	

Tunda Serah Emas (GOLDUD)
Indonesia Commodity & Derivatives Exchange (ICDX)

No.	Bulan / Month	Transaksi (Kali)/Frequency (Times)					Volume (lot) /Volume (Lots)					Open Interest pada akhir bulan (lot) / Open Interest at the End of This Month (Lots)					Hari Perdagangan / Trading Days (Days)				
		2008	2009	2010	2011	2012	2008	2009	2010	2011	2012	2008	2009	2010	2011	2012	2008	2009	2010	2011	2012
1	Januari/January	-	-	-	-	1,173	-	-	-	-	4,687	-	-	-	-	-	-	-	-	-	20
2	Pebruari/February	-	-	-	-	3,496	-	-	-	-	10,596	-	-	-	-	-	-	-	-	-	21
3	Maret/March	-	-	-	-	2,222	-	-	-	-	8,713	-	-	-	-	-	-	-	-	-	22
4	April/April	-	-	-	492	5,575	-	-	-	9,845	17,994	-	-	-	-	-	-	-	-	18	20
5	Mei/May	-	-	-	1,084	3,275	-	-	-	21,456	14,333	-	-	-	-	-	-	-	-	22	23
6	Juni/June	-	-	-	1,118	2,233	-	-	-	6,499	10,052	-	-	-	-	-	-	-	-	22	21
7	Juli/July	-	-	-	1,843	2,602	-	-	-	5,719	11,654	-	-	-	-	-	-	-	-	21	22
8	Agustus/August	-	-	-	2,026		-	-	-	8,804		-	-	-	-	-	-	-	-	23	
9	September/September	-	-	-	1,194		-	-	-	4,192		-	-	-	-	-	-	-	-	22	
10	Oktober /October	-	-	-	1,323		-	-	-	3,007		-	-	-	-	-	-	-	-	21	
11	Nopember/November	-	-	-	3,396		-	-	-	13,035		-	-	-	-	-	-	-	-	22	
12	Desember/December	-	-	-	1,312		-	-	-	6,391		-	-	-	-	-	-	-	-	22	

6. Harga Komoditi
Di Pasar Spot Lokal dan Internasional
Prices of Commodities at Local Spots and International Markets

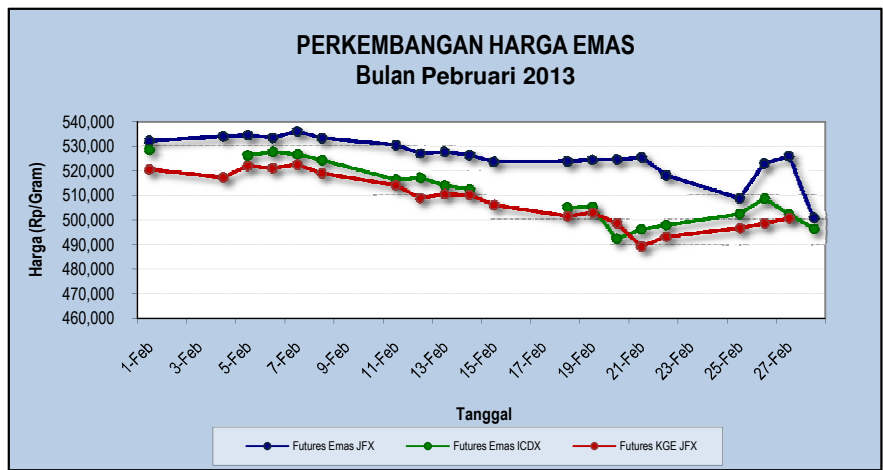
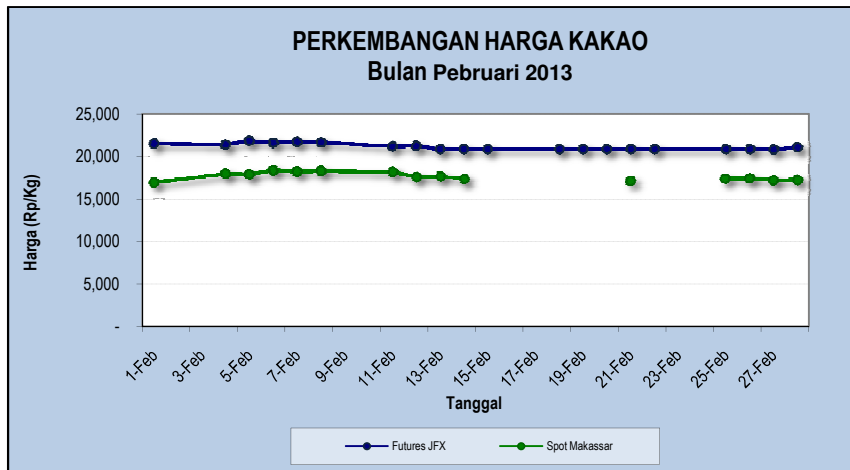
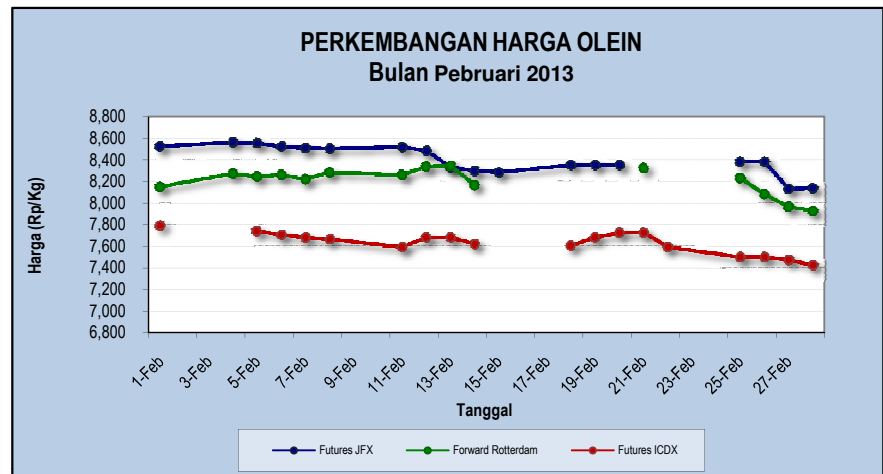
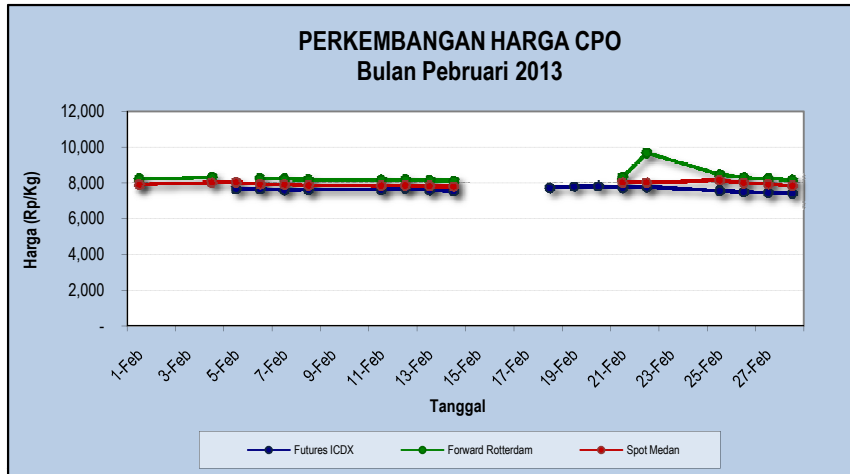
NO.	KOMODITAS	PASAR	BULAN PENYERAHAN	TANGGAL																				Februari/ Februari 2013		
				1	4	5	6	7	8	11	12	13	14	15	18	19	20	21	22	25	26	27	28	Rata2 bulan ini	Rata2 bulan Jalu	Perubahan
1.	Minyak Kelapa Sawit	Rotterdam (US\$/Ton)	Feb'13	847.5	860.0	-	850.0	845.0	845.0	845.0	850.0	845.0	840.0	-	-	-	-	857.5	-	-	-	-	-	848.5	835.0	13.5
			Maret'13	870.0	882.5	870.0	860.0	857.5	862.5	860.0	865.0	860.0	855.0	-	-	-	-	862.5	-	870.0	855.0	850.0	845.0	861.67	1255.53	(393.86)
			Apr'13/Jun'13	-	905.0	-	890.0	890.0	-	892.5	900.0	895.0	882.5	-	-	-	-	892.5	-	882.5	865.0	852.5	850.0	883.13	877.92	5.21
		Medan (Rp/Kg)	SPOT	7,899	8,004	8,024	7,913	7,894	7,861	7,839	7,871	7,828	7,794	-	-	-	-	8,004	-	8,140	7,980	7,911	7,847	7920.6	7664.11	256.49
2	Olein	Rotterdam (US\$/Ton)	Feb'13	840.0	-	850.0	-	845.0	-	855.0	-	-	-	-	-	-	-	-	-	-	-	-	-	847.5	1255.29	(407.79)
			Mar'13	850.0	855.0	855.0	852.5	852.5	855.0	860.0	-	-	845.0	-	-	-	-	857.5	-	847.5	-	822.5	820.0	847.71	1246.78	(399.07)
			Apr'13/Jun'13	862.5	867.5	-	862.5	-	862.5	865.0	865.0	865.0	-	-	-	-	-	862.5	-	850.0	832.5	825.0	820.0	1453.33	1291.47	161.86
		Jakarta (Rp/Kg)	SPOT	8,505.0	8,520.0	8,560.0	8,550.0	8,520.0	8,505.0	8,500.0	8,515.0	8,480.0	8,330.0	-	-	-	-	8,350.0	-	8,335.0	8,380.0	8,380.0	8,130.0	8437.33	8168.05	269.28
3	Minyak Kelapa	Rotterdam (US\$/Ton)	Feb'13/Mar'13	870.0	870.0	870.0	865.0	860.0	865.0	865.0	870.0	870.0	-	-	-	-	-	-	-	-	-	-	-	867.22	831.47	35.75
			Mar'13/Apr'13	880.0	880.0	880.0	875.0	885.0	875.0	875.0	885.0	875.0	860.0	-	-	-	-	850.0	-	840.0	840.0	830.0	840.0	864.67	853.42	11.25
			Apr'13/Mei'13	895	895	-	885	880	890	890	895	885	870	-	-	-	-	865	-	850	850	845	850	874.64	862.78	11.86
		Bitung (Rp/Kg)	SPOT	7,985.0	8,060.0	8,080.0	8,022.0	8,005.0	8,021.0	7,999.0	8,028.0	8,036.0	7,956.0	-	-	-	-	7,889.0	-	7,799.0	7,793.0	7,678.0	7,762.0	7940.87	7621.05	319.82
4	Kakao	New York (US\$/Ton)	Mar'13	2,205	2,205	2,192	2,246	2,223	2,238	2,232	2,174	2,179	2,143	-	-	-	-	-	-	-	-	-	-	2203.7	2114.65	89.05
			Mei'13	2,207	2,205	2,197	2,249	2,227	2,236	2,227	2,172	2,170	2,170	-	-	-	-	2,113	-	2,139	2,143	2,125	2,131	2180.73	2017.59	163.14
			Jul'13	2,216	2,215	2,206	2,257	2,236	2,244	2,236	2,181	2,179	2,179	-	-	-	-	2,126	-	2,149	2,153	2,137	2,142	2190.4	2240.62	(50.22)
		Makassar (Rp/Kg)	SPOT	16,924	17,943	17,862	18,365	18,215	18,285	18,176	17,572	17,639	17,329	-	-	-	-	17,106	-	17,377	17,401	17,189	17,217	17,640	17168.63	471.37

Sambungan / Continued

Februari /Februari'13

NO.	KOMODITAS	PASAR	BULAN PENYERAHAN	TANGGAL																		Rata2 bulan Jan	Rata2 bulan Feb	Perubahan		
				1	4	5	6	7	8	11	12	13	14	15	18	19	20	21	22	25	26	27	28			
5	Kopi Arabika	New York (Sen US\$/Lbs)	Mar'13	146.95	147.95	144.35	144.05	142.1	140.3	141.05	140.15	140.65	138.75	-	-	-	-	141.00	-	143.1	142.6	142.9	142.4	142.55	1020.92	(878.37)
			Mei'13	150.0	150.95	147.35	147.1	145.25	143.5	144.2	142.95	143.25	141.6	-	-	-	-	141.65	-	143.8	143.1	143.5	143.45	144.78	299.97	(155.19)
			Jul'13	152.9	153.85	150.3	150.1	148.25	146.45	147.15	145.9	146.1	144.5	-	-	-	-	141.65	-	143.8	143.1	143.5	143.45	144.78	299.97	(155.19)
6	Kopi Robusta	London (US\$/Ton)	Mar'13	2,009	2,049	-	2,066	2,069	2,098	2,123	2,078	2,070	-	2,066	-	-	-	2,021	-	2,048	308.5	2,040	2,051	1935.46	1940.95	(5.49)
			Mei'13	2,011	2,049	-	2,071	2,072	2,079	2,119	2,098	2,092	-	2,092	-	-	-	2,063	-	2,087	299.8	2,086	2,098	1951.2	1953.32	(2.12)
			Jul'13	-	2,061	-	2,080	2,082	2,086	2,124	2,106	2,100	-	2,101	-	-	-	2,073	-	2,096	292.9	2,098	2,109	1954.63	-	-
		B. Lampung (Rp/Kg)	SPOT	-	-	-	-	-	-	-	-	-	-	-	-	-	-	-	-	-	-	-	-	-	786	(786.0)
7	Karet	Singapore(TSR-20)	Feb'13	308.0	305.5	308.5	308.5	308.5	308.5	308.5	308.5	308.5	308.5	-	-	-	-	308.5	-	308.5	308.5	308.5	308.5	308.27	605.07	(296.8)
			Mar'13	304.9	311.5	312.9	312.0	311.6	311.3	309.1	309.1	309.1	311.6	-	-	-	-	299.8	-	298.8	299.8	296.7	295.5	306.25	449.91	(143.66)
			Apr'13	305.5	312.0	313.2	312.4	311.9	311.8	309.2	309.2	309.2	311.8	-	-	-	-	299.2	-	294.3	292.9	288.6	294.0	305.01	458.81	(153.8)
		Palembang (Rp/Kg)	SPOT	29,585	29,503	29,576	29,542	29,661	29,539	29,457	29,384	29,414	29,478	-	-	-	-	29,594	-	29,625	26,600	29,536	26,335	29121.93	29098.84	23.09
8	Jagung	Chicago (Sen US\$/Bushel)	Mar'13	740.5	736.00	734.25	729.00	722.5	710.75	709.00	702.25	696.25	695.5	-	-	-	-	700.5	-	690.25	693.5	705.00	709.5	711.65	4747.92	(4036.27)
			Mei'13	742.00	737.75	736.25	730.75	724.00	712.00	708.75	701.5	695.5	693.5	-	-	-	-	696.25	-	684.25	685.5	694.75	695.25	709.2	4516.63	(3807.43)
			Jul'13	733.25	728.75	727.5	722.00	714.75	701.75	699.00	692.00	687.00	683.25	-	-	-	-	682.75	-	671.75	671.5	679.00	678.75	698.2	4320.81	(3622.61)
		B. Lampung (Rp/Kg)	SPOT	2,145	2,128	2,129	2,113	2,106	2,068	2,058	2,036	2,024	2,026	-	-	-	-	2,047	-	2,024	2,030	2,054	2,061	2069.93	2063.32	6.61
9	Lada Putih Muntok	London (US\$/Ton)	SPOT	9,600	9,700	9,700	9,700	9,700	9,700	9,700	9,700	9,700	9,500	-	-	-	-	10,200	-	10,300	10,300	10,300	10,300	9873.33	13703.95	(3830.62)
			Feb'13	-	9500.00	9,500	9,500	9,500	9,500	9,500	9,500	9,500	9,700	-	-	-	-	9,850	-	9,950	9,950	9,950	9,950	9667.86	-	-
		Pangkal Pinang (Rp/Kg)	SPOT	81,908	82,551	82,757	82,663	82,998	82,654	82,422	82,215	82,301	82,482	-	-	-	-	87,187	-	88,154	88,081	87,889	87,734	84266.4	80049.74	4216.66
10	Lada Hitam ASTA	London (US\$/Ton)	SPOT	6950.00	6950.00	6950.00	6950.00	6950.00	6950.00	6950.00	6950.00	6950.00	6950.00	-	-	-	-	7100.00	-	7100.00	7000.00	7000.00	7000.00	6,980.00	6878.95	101.05
			Feb'13	-	6750.00	6750.00	6750.00	6750.00	6750.00	6750.00	6750.00	6750.00	6750.00	6750.00	-	-	-	-	6850.00	-	6,850	6,800	6,800	6,800	6,775.00	-
		B.Lampung (Rp/Kg)	SPOT	51,729	51,585	51,713	51,655	51,863	51,649	51,505	51,377	51,430	51,542	-	-	-	-	52,893	-	52,948	52,139	52,026	51,934	51865.87	51891.47	(25.6)

7. Grafik Perkembangan Harga Komoditi *Historical Commodity Price Charts*



8. Rekapitulasi Penyelenggaraan Pasar Lelang *Auction Market Activities Recapitulation*

Februari / Februari 2013

NO	TANGGAL	PENYELENGGARA	TRANSAKSI	KOMODITI	JUMLAH PENJUAL	JUMLAH PEMBELI
1	21 Pebruari 2013	Surabaya	Rp 22,841,000,000	Bawang merah, beras, beras ketan, cabe, coklat, jagung, jahe, jamur, kacang, kayu, kentang, kemiri, kubis/kol, kunir, mente, sayuran, sapi, singkong, tepung tapioka, tapung aren, tomat	109	13
2	23 Pebruari 2013	Semarang	Rp 14,252,000,000	Beras, bawang merah, ikan, jagung, jambu, kentang, kubis/kol, tepung, tomat	49	13
TOTAL TRANSAKSI			Rp 37,093,000,000			

1. Ikhtisar Pasar Overview of The Market

<div>Kontrak (Contract) / bulan (Month)</div> <div>Uraian (Items)</div>	Olein (OLE) Jakarta Futures Exchange (JFX)			Olein (OLE10) Jakarta Futures Exchange (JFX)			RBD PALM OLEIN (OLEINTR) Indonesia Commodity & Derivatives Exchange (ICDX)		
	Peb'13	Mar'13	Perubahan / Change	Peb'13	Mar'13	Perubahan / Change	Peb'13	Mar'13	Perubahan / Change
Hari perdagangan (hari) Trading Days (days)	14	21	7	14	22	8	19	20	1
Jumlah Transaksi (kali) Frequency (times)	345	522	177	1074	1341	267	145	175	30
Volume Transaksi (lot) Volume (lots)	1380	2068	688	1838	2527	689	145	176	31
Rata-rata Volume Harian (lot) Daily Volume Average (lots)	99	129	30	131	158	27	7	9	2
Volume Tertinggi (lot) High Volume (lots)	(14) 242	(13) 264	22	(27) 410	(21) 433	23	(27) 11	(21) 14	3
Volume Terendah (lot) Low Volume (lots)	(27) 18	(04) 10	-8	(08) 5	(13) 30	25	(01) 3	(14) 5	2
Harga tertinggi (Rp) High Prices (Rp)	(05) 8,665	(14) 8,195	-470	(01) 0	(01) 0	0	(01) 7,795	(11) 7,635	-160
Harga terendah (Rp) Low Prices (Rp)	(14) 8,240	(05) 7,960	-280	() 0	() 0	0	(12) 7,590	(06) 7,400	-190
Rata-rata harga harian (Rp) Daily Price Average (Rp)	8	8	-394	8	8	-394	8	7	-305

<div>Kontrak (Contract) / bulan (Month)</div> <div>Uraian (Items)</div>	Crude Palm Oil (CPOTR) Indonesia Commodity & Derivatives Exchange (ICDX)			Kakao / Cocoa (CC5) Jakarta Futures Exchange (JFX)		
	Feb '13	Mar '13	Perubahan / Change	Feb '13	Mar '13	Perubahan / Change
Hari perdagangan (hari) Trading Days (days)	19	20	1	14	22	8
Jumlah Transaksi (kali) Frequency (times)	21,631	20,590	-1,041	2,136	3,086	950
Volume Transaksi (lot) Volume (lots)	60,108	61,424	1,316	2,647	3,775	1,128
Rata-rata Volume Harian (lot) Daily Volume Average (lots)	3,005	3,233	228	189	199	10
Volume Tertinggi (lot) High Volume (lots)	(07) 3644	(27) 3493	-151	(06) 304	(27) 240	-64
Volume Terendah (lot) Low Volume (lots)	(11) 1043	(26) 2809	1766	(25) 119	(14) 165	46
Harga tertinggi (Rp) High Prices (Rp)	(01) 7,980	(22) 7,730	-250	() 0	(28) 21,830	22
Harga terendah (Rp) Low Prices (Rp)	(07) 7,500	(01) 7,290	-210	() 0	(18) 21,030	21
Rata-rata harga harian (Rp) Daily Price Average (Rp)	8	8	-139	0	21	21

<div> <div>Kontrak (Contract) / bulan (Month)</div> <div>Uraian (Items)</div> </div>	Emas / Gold (GOL) Jakarta Futures Exchange (JFX)			Emas / Gold (GOL100) Jakarta Futures Exchange (JFX)			Emas / Gold (GOL250) Jakarta Futures Exchange (JFX)		
	Feb'13	Mar '13	Perubahan / Change	Feb'13	Mar '13	Perubahan / Change	Feb'13	Mar '13	Perubahan / Change
Hari perdagangan (hari) Trading Days (days)	14	22	8	14	22	8	14	22	8
Jumlah Transaksi (kali) Frequency (times)	465	748	283	192	488	296	1857	1013	-844
Volume Transaksi (lot) Volume (lots)	1583	2412	829	441	1042	601	3322	3483	161
Rata-rata Volume Harian (lot) Daily Volume Average (lots)	144	172	28	32	69	37	237	183	-54
Volume Tertinggi (lot) High Volume (lots)	(06) 540	(04) 400	-140	(25) 258	(27) 450	192	(07) 984	(04) 640	-344
Volume Terendah (lot) Low Volume (lots)	(26) 30	(15) 64	34	(01) 2	(05) 2	0	(25) 24	(25) 64	40
Harga tertinggi (Rp) High Prices (Rp)	(07) 536,000	(21) 522,700	-13	(12) 540,400	(01) 510,600	-30	(06) 535,400	(22) 523,500	-12
Harga terendah (Rp) Low Prices (Rp)	(15) 523,300	(08) 510,600	-13	(22) 513,000	(01) 510,600	-2	(15) 522,400	(08) 510,100	-12
Rata-rata harga harian (Rp) Daily Price Average (Rp)	527	516	-11	535	516	-19	527	516	-11

<div>Kontrak (Contract) / bulan (Month)</div> <div>Uraian (Items)</div>	Gulir Emas / Rolling Gold (KGE) Jakarta Futures Exchange (JFX)			Gulir Emas / Rolling Gold (KGEUSD) Jakarta Futures Exchange (JFX)			Gulir Indeks Emas / Rolling Gold Index (KIE) Bursa Berjangka Jakarta (BBJ)		
	Feb '13	Mar'13	Perubahan / Change	Feb '13	Mar'13	Perubahan / Change	Feb '13	Mar'13	Perubahan / Change
Hari perdagangan (hari) Trading Days (days)	14	22	8	14	22	8	14	22	8
Jumlah Transaksi (kali) Frequency (times)	0	0	0	115	49	-66	50	82	32
Volume Transaksi (lot) Volume (lots)	0		0	622	564	-58	1,540	2,162	622
Rata-rata Volume Harian (lot) Daily Volume Average (lots)	-	-	0	52	94	42	257	270	13
Volume Tertinggi (lot) High Volume (lots)	()	()	0	(07) 203	(14) 150	-53	(25) 1000	(14) 610	-390
Volume Terendah (lot) Low Volume (lots)	()	()	0	(01) 1	(01) 4	3	(12) 10	(11) 10	0
Harga tertinggi (Rp) High Prices (Rp)	(22) 0	(22) 0	0	(28) 1,701	(01) 1,680	-21	(25) 9,663	(27) 9,730	67
Harga terendah (Rp) Low Prices (Rp)	() 0	() 0	0	(28) 1,503	(01) 1,465	-38	(21) 9,420	(14) 9,530	110
Rata-rata harga harian (Rp) Daily Price Average (Rp)	507	497	-10	2	2	-33	10	10	28

<div>Kontrak (Contract) / bulan (Month)</div> <div>Uraian (Items)</div>	Tunda Serah Emas GOLDUD Indonesia Commodity & Derivatives Exchange (ICDX)			Tunda Serah Emas GOLDID Indonesia Commodity & Derivatives Exchange (ICDX)			Emas/Gold (GOLDGR) Indonesia Commodity & Derivatives Exchange (ICDX)		
	Feb '13	Mar '13	Perubahan / Change	Feb '13	Mar '13	Perubahan / Change	Feb '13	Mar '13	Perubahan / Change
Hari perdagangan (hari) Trading Days (days)	19	20	1	19	20	1	19	20	1
Jumlah Transaksi (kali) Frequency (times)	2,204	459	-1,745	89	58	-31	591	501	-90
Volume Transaksi (lot) Volume (lots)	12,250	2,322	-9,928	89	58	-31	2382	6979	4597
Rata-rata Volume Harian (lot) Daily Volume Average (lots)	613	122	-491	5	4	-1	140	349	209
Volume Tertinggi (lot) High Volume (lots)	(26) 2024	(26) 360	-1664	(25) 14	(26) 9	-5	(26) 470	(26) 828	358
Volume Terendah (lot) Low Volume (lots)	(19) 17	(15) 2	-15	(13) 1	(08) 1	0	(04) 40	(04) 60	20
Harga tertinggi (Rp) High Prices (Rp)	(05) 1,685	(08) 1,662	-23	(07) 1,681	(21) 1,615	-66	(26) 505,000	(21) 510,000	5
Harga terendah (Rp) Low Prices (Rp)	(21) 1,560	(11) 1,563	3	(21) 1,560	(01) 1,567	8	(21) 490,000	(06) 490,000	0
Rata-rata harga harian (Rp) Daily Price Average (Rp)	2	2	-28	2	2	-28	511	505	-6

2. Harga Bulanan / *Monthly Prices*

Olein (OLE) Jakarta Futures Exchange (JFX)

Maret/ Maret'13

Bulan Penyerahan /Delivery Months	Maret.'13 (Rp/Kg)	April.'13 (Rp/Kg)	Mei.'13 (Rp/Kg)	Juni.'13 (Rp/Kg)	Juli.'13 (Rp/Kg)	Agustus.'13 (Rp/Kg)	September.'13 (Rp/Kg)
Uraian / Items							
Pembukaan <i>Open</i>	7,960	8,250	8,110	8,250	8,110	8,005	8,110
Tertinggi <i>High</i>	8,195	8,320	8,210	8,290	8,380	8,240	8,170
Terendah <i>Low</i>	7,960	7,890	7,980	8,120	8,040	8,005	8,050
Penutupan <i>Settlement</i>	8,060	8,060	8,075	8,080	8,290	8,215	8,205

Olein (OLE 10) Jakarta Futures Exchange (JFX)

Maret/ Maret'13

Bulan Penyerahan /Delivery Months	Maret.'13 (Rp/Kg)	April.'13 (Rp/Kg)	Mei.'13 (Rp/Kg)	Juni.'13 (Rp/Kg)	Juli.'13 (Rp/Kg)	Agustus.'13 (Rp/Kg)	September.'13 (Rp/Kg)
Uraian / Items							
Pembukaan <i>Open</i>	-	8,160	7,975	8,200	8,220	8,280	8,070
Tertinggi <i>High</i>	-	8,175	8,200	8,285	8,270	8,370	8,210
Terendah <i>Low</i>	-	8,150	7,960	8,000	8,000	8,060	8,050
Penutupan <i>Settlement</i>	8,060	8,060	8,075	8,080	8,150	8,200	8,205

RBD PALM OLEIN (OLEINTR)

Indonesia Commodity & Derivatives Exchange (ICDX)

Maret/ Maret'13

Bulan Penyerahan /Delivery Months Uraian / Items	Maret.'13 (Rp/Kg)	April.'13 (Rp/Kg)	Mei.'13 (Rp/Kg)	Juni.'13 (Rp/Kg)	Juli.'13 (Rp/Kg)	Agustus.'13 (Rp/Kg)	September.'13 (Rp/Kg)
Pembukaan Open	7,410	7,485	7,665	-	-	-	-
Tertinggi High	7,635	7,625	7,670	-	-	-	-
Terendah Low	7,400	7,425	7,510	-	-	-	-
Penutupan Settlement	7,410	7,410	7,510	7,575	7,515	7,515	7,515

Crude Palm Oil (CPOTR)

Indonesia Commodity & Derivatives Exchange (ICDX)

Maret/ Maret'13

Bulan Penyerahan /Delivery Months Uraian / Items	Maret.'13 (Rp/Kg)	April.'13 (Rp/Kg)	Mei.'13 (Rp/Kg)	Juni.'13 (Rp/Kg)	Juli.'13 (Rp/Kg)	Agustus.'13 (Rp/Kg)	September.'13 (Rp/Kg)
Pembukaan Open	7,430	7,445	7,475	7,615	7,820	-	-
Tertinggi High	7,730	7,800	7,825	7,835	7,830	-	-
Terendah Low	7,290	7,305	7,360	7,365	7,525	-	-
Penutupan Settlement	7,675	7,515	7,590	7,680	7,620	7,620	7,620

Kakao / Cocoa (CC5)

Jakarta Futures Exchange (JFX)

Maret/Maret '13

Bulan Penyerahan /Delivery Months Uraian / Items	Mar.'13 (Rp/Kg)	April.'13 (Rp/Kg)	Mei.'13 (Rp/Kg)	Juni.'13 (Rp/Kg)	Agus.'13 (Rp/Kg)	Sept.'13 (Rp/Kg)
Pembukaan Open	-	-	20,710	-	20,790	-
Tertinggi High	-	-	21,250	-	21,430	-
Terendah Low	-	-	19,880	-	20,000	-
Penutupan Settlement	20,880	20,880	20,880	21,060	21,060	21,060

Maret / Maret '13

Bulan Penyerahan /Delivery Months Uraian / Items	Mar.'13			April.'13			Mei'13			Juni'13		
	Emas / Gold (GOL)	Emas / Gold (GOL100)	Emas / Gold (GOL250)	Emas / Gold (GOL)	Emas / Gold (GOL100)	Emas / Gold (GOL250)	Emas / Gold (GOL)	Emas / Gold (GOL100)	Emas / Gold (GOL250)	Emas / Gold (GOL)	Emas / Gold (GOL100)	Emas / Gold (GOL250)
	(Rp/gr)	(Rp/gr)	(Rp/gr)	(Rp/gr)	(Rp/gr)	(Rp/gr)	(Rp/gr)	(Rp/gr)	(Rp/gr)	(Rp/gr)	(Rp/gr)	(Rp/gr)
	Jakarta Futures Exchange (JFX)											
Pembukaan Open	510,700	510,600	515,000	516,200	512,350	512,300	-	517,000	515,100	-	519,150	-
Tertinggi High	522,700	-	523,500	517,000	526,300	520,600	-	529,450	527,000	-	526,150	-
Terendah Low	510,600	-	510,100	516,200	512,300	512,300	-	513,500	512,100	-	519,000	-
Penutupan Settlement	518,300	523,950	520,600	518,300	523,950	520,600	520,800	526,950	521,800	521,800	528,950	523,900

Emas / Gold (GOLDGR)
Indonesia Commodity & Derivatives Exchange (ICDX)

Maret /Maret '13

Bulan Penyerahan /Delivery Months	Mar.'13 (Rp/gr)	April.'13 (Rp/gr)	Mei'13 (Rp/gr)	Juni'13 (Rp/gr)	Juli'13 (Rp/gr)	Agus'13 (Rp/gr)	Sept '13 (Rp/gr)	Okto '13 (Rp/gr)	Nov.'13 (Rp/gr)	Des'13 (Rp/gr)	Jan'14 (Rp/gr)	Feb'14 (Rp/gr)
Uraian / Items												
Pembukaan Open	490,000	514,000	498,000	499,000	-	-	-	-	-	-	-	-
Tertinggi High	510,000	520,000	527,000	520,000	-	-	-	-	-	-	-	-
Terendah Low	490,000	492,000	498,000	499,000	-	-	-	-	-	-	-	-
Penutupan Settlement	503,500	505,400	507,400	509,600	511,800	514,100	516,400	518,700	521,100	523,500	525,900	528,400

Maret / Maret '13

Kontrak /Contract	Gulir Emas / Rolling Gold (KGE)	Gulir Emas / Rolling Gold (KGEUSD)	Gulir Indeks Emas / Rolling Gold Index (KIE)	Tunda Serah Emas (GOLDID)	Tunda Serah Emas (GOLDUD)
Uraian / Items	(Rp/gr)	(USD/T.Ounce)	(Point)	(USD/T.Ounce)	(USD/T.Ounce)
	Jakarta Futures Exchange (JFX)			Indonesia Commodity & Derivatives Exchange (ICDX)	
Pembukaan Open	-	1,581.00	9,580	1,594.50	1,593.40
Tertinggi High	-	1,680.00	9,730	1,624.50	1,628.80
Terendah Low	-	1,465.00	9,530	1,558.40	1,556.10
Penutupan Settlement	500,725	1596.9	9,715	1,625.10	1,625.10

3. Harga Harian / Daily Prices

Olein (OLE)																	
Jakarta Futures Exchange (JFX)																	
Maret / Maret '13																	
Tanggal / Date	Bulan Penyerahan / Delivery Months	Maret / Maret '13				April / April '13				May / May'13				Juni / Juni'13			
		Pembukaan Open (Rp/Kg)	Tertinggi High (Rp/Kg)	Terendah Low (Rp/Kg)	Penutupan Settlement (Rp/Kg)	Pembukaan Open (Rp/Kg)	Tertinggi High (Rp/Kg)	Terendah Low (Rp/Kg)	Penutupan Settlement (Rp/Kg)	Pembukaan Open (Rp/Kg)	Tertinggi High (Rp/Kg)	Terendah Low (Rp/Kg)	Penutupan Settlement (Rp/Kg)	Pembukaan Open (Rp/Kg)	Tertinggi High (Rp/Kg)	Terendah Low (Rp/Kg)	Penutupan Settlement (Rp/Kg)
3/1/2013	-	-	-	-	8.100	-	-	-	8.135	-	-	-	8.160	-	-	-	8.195
3/4/2013	-	-	-	-	7.945	-	-	-	7.960	-	-	-	7.980	8.250	8.290	8.250	8.015
3/5/2013	7.960	8.060	7.960	8.090	-	-	-	-	8.085	-	-	-	8.120	-	-	-	8.150
3/6/2013	-	-	-	-	8.060	-	-	-	8.085	-	-	-	8.110	-	-	-	8.135
3/7/2013	8.070	8.140	8.070	8.080	-	-	-	-	8.115	8.110	8.110	7.980	8.130	8.155	8.195	8.155	8.145
3/8/2013	8.090	8.190	8.060	8.080	-	-	-	-	8.165	-	-	-	8.195	-	-	-	8.210
3/11/2013	8.100	8.170	8.100	8.125	-	-	-	-	8.100	8.195	8.205	8.195	8.125	-	-	-	8.130
3/13/2013	8.160	8.175	8.100	8.065	-	-	-	-	8.125	8.160	8.160	8.100	8.145	8.170	8.170	8.120	8.160
3/14/2013	8.000	8.195	8.000	8.020	-	-	-	-	7.950	8.160	8.160	8.110	7.985	8.200	8.200	8.150	8.000
3/15/2013	8.030	8.040	8.020	8.095	-	-	-	-	8.185	-	-	-	8.230	-	-	-	8.245
3/18/2013	-	-	-	8.090	8.250	8.320	8.220	8.090	-	-	-	-	8.090	-	-	-	8.080
3/19/2013	-	-	-	8.120	8.110	8.320	8.110	8.120	-	-	-	-	8.130	-	-	-	8.125
3/20/2013	-	-	-	8.120	-	8.320	-	8.120	-	-	-	-	8.155	-	-	-	8.160
3/21/2013	-	-	-	8.155	8.130	8.320	8.020	8.155	-	-	-	-	8.195	-	-	-	8.215
3/22/2013	-	-	-	8.200	8.165	8.320	8.165	8.200	8.210	8.210	8.210	8.195	8.215	8.215	8.215	8.215	8.215
3/25/2013	-	-	-	8.175	8.260	8.320	7.890	8.175	8.180	8.180	8.180	8.180	8.170	8.170	8.170	8.170	8.170
3/26/2013	-	-	-	8.155	8.125	8.320	8.125	8.155	8.100	8.100	8.100	8.195	8.090	8.090	8.090	8.215	8.215
3/27/2013	-	-	-	8.155	8.150	8.320	8.150	8.155	8.155	8.155	8.155	8.195	8.160	8.160	8.160	8.215	8.215
3/28/2013	-	-	-	8.060	8.060	8.320	8.060	8.060	8.075	8.075	8.075	8.075	8.080	8.080	8.080	8.080	8.080
Tertinggi High		(14)	8.195			(18)	8.320			(22)	8.210			(17)	8.290		
Terendah Low		(05)	7.960			(25)	7.890			(07)	7.980			(13)	8.120		
Rata-Rata Average			8.099				8.112				8.136				8.151		

Sambungan / Continued															
Maret / Maret '13															
Tanggal / Date	Bulan Penyerahan / Delivery Months	Juli / Juli '13				Agustus/Agustus'13				September / September'13					
		Pembukaan Open (Rp/Kg)	Tertinggi High (Rp/Kg)	Terendah Low (Rp/Kg)	Penutupan Settlement (Rp/Kg)	Pembukaan Open (Rp/Kg)	Tertinggi High (Rp/Kg)	Terendah Low (Rp/Kg)	Penutupan Settlement (Rp/Kg)	Pembukaan Open (Rp/Kg)	Tertinggi High (Rp/Kg)	Terendah Low (Rp/Kg)	Penutupan Settlement (Rp/Kg)		
1-Mar-13	-	-	-	-	8,210	-	-	-	8,225	-	-	-	8,225		
4-Mar-13	-	-	-	-	8,050	-	-	-	8,055	-	-	-	8,055		
5-Mar-13	-	-	-	-	8,170	-	-	-	8,215	-	-	-	8,215		
6-Mar-13	-	-	-	-	8,160	-	-	-	8,160	-	-	-	8,160		
7-Mar-13	-	-	-	-	8,160	-	-	-	8,165	-	-	-	8,165		
8-Mar-13	-	-	-	-	8,230	-	-	-	8,230	-	-	-	8,230		
11-Mar-13	-	-	-	-	8,145	-	-	-	8,155	-	-	-	8,155		
13-Mar-13	-	-	-	-	8,145	-	-	-	8,170	-	-	-	8,170		
14-Mar-13	-	-	-	-	8,015	-	-	-	8,005	-	-	-	8,005		
15-Mar-13	-	-	-	-	8,225	8,005	8,005	8,005	8,235	-	-	-	8,235		
18-Mar-13	-	-	-	-	8,090	8,240	8,240	8,170	8,085	-	-	-	8,070		
19-Mar-13	-	-	-	-	8,120	-	-	-	8,100	8,110	8,110	8,050	8,095		
20-Mar-13	8,110	8,190	8,040	8,165	-	-	-	-	8,155	8,130	8,130	8,080	8,150		
21-Mar-13	-	-	-	-	8,230	8,180	8,180	8,130	8,215	8,170	8,170	8,120	8,205		
22-Mar-13	8,220	8,310	8,150	8,300	-	-	-	-	8,215	-	-	-	8,205		
25-Mar-13	-	-	-	-	8,300	-	-	-	8,215	-	-	-	8,205		
26-Mar-13	8,310	8,380	8,220	8,230	-	-	-	-	8,215	-	-	-	8,205		
27-Mar-13	8,230	8,310	8,150	8,230	-	-	-	-	8,215	-	-	-	8,205		
28-Mar-13	8,230	8,300	8,150	8,290	-	-	-	-	8,215	-	-	-	8,205		
Tertinggi High		(26)	8,380			(18)	8,240			(21)	8,170				
Terendah Low		(20)	8,040			(15)	8,005			(19)	8,050				
Rata-Rata Average			8,182				8,171				8,166				

Olein (OLE10)
Jakarta Futures Exchange (JFX)

Maret / Maret '13

Tanggal / Date	Bulan Penyerahan / Delivery Months	Maret / Maret '13				April / April '13				May / May '13				Juni / Juni '13			
		Pembukaan Open (Rp/Kg)	Tertinggi High (Rp/Kg)	Terendah Low (Rp/Kg)	Penutupan Settlement (Rp/Kg)	Pembukaan Open (Rp/Kg)	Tertinggi High (Rp/Kg)	Terendah Low (Rp/Kg)	Penutupan Settlement (Rp/Kg)	Pembukaan Open (Rp/Kg)	Tertinggi High (Rp/Kg)	Terendah Low (Rp/Kg)	Penutupan Settlement (Rp/Kg)	Pembukaan Open (Rp/Kg)	Tertinggi High (Rp/Kg)	Terendah Low (Rp/Kg)	Penutupan Settlement (Rp/Kg)
3/1/2013	-	-	-	-	8,100	-	-	-	8,135	-	-	-	8,160	-	-	-	8,195
3/4/2013	-	-	-	-	7,945	8,160	8,160	8,125	7,960	-	-	-	7,980	8,200	8,285	8,200	8,015
3/5/2013	-	-	-	-	8,090	-	-	-	8,085	-	-	-	8,120	-	-	-	8,150
3/6/2013	-	-	-	-	8,060	-	-	-	8,085	-	-	-	8,110	-	-	-	8,135
3/7/2013	-	-	-	-	8,080	8,100	8,100	7,950	8,115	7,975	7,980	7,960	8,130	8,160	8,190	8,100	8,145
3/8/2013	-	-	-	-	8,080	8,100	8,125	8,100	8,165	8,165	8,185	8,100	8,195	8,210	8,210	8,110	8,210
3/11/2013	-	-	-	-	8,125	-	-	-	8,100	8,200	8,200	8,140	8,125	8,220	8,220	8,160	8,130
3/13/2013	-	-	-	-	8,065	-	-	-	8,125	-	-	-	8,145	8,190	8,190	8,130	8,160
3/14/2013	-	-	-	-	8,020	-	-	-	7,950	8,190	8,190	8,130	7,985	8,200	8,200	8,140	8,000
3/15/2013	-	-	-	-	8,095	-	-	-	8,185	-	-	-	8,230	-	-	-	8,245
3/18/2013	-	-	-	-	8,090	-	-	-	8,090	-	-	-	8,090	-	-	-	8,090
3/19/2013	-	-	-	-	8,120	-	-	-	8,120	-	-	-	8,130	-	-	-	8,125
3/20/2013	-	-	-	-	8,120	-	-	-	8,120	-	-	-	8,155	-	-	-	8,160
3/21/2013	-	-	-	-	8,155	-	-	-	8,155	-	-	-	8,195	8,155	8,180	8,090	8,215
3/22/2013	-	-	-	-	8,155	-	-	-	8,155	-	-	-	8,195	-	-	-	8,215
3/25/2013	-	-	-	-	8,175	8,175	8,175	8,175	8,175	8,180	8,180	8,180	8,180	8,170	8,170	8,170	8,170
3/26/2013	-	-	-	-	8,155	8,125	8,125	8,125	8,155	8,150	8,200	8,100	8,195	8,000	8,090	8,000	8,215
3/27/2013	-	-	-	-	8,155	8,150	8,150	8,150	8,155	8,130	8,155	8,130	8,195	8,100	8,160	8,100	8,215
3/28/2013	-	-	-	-	8,060	8,150	8,160	8,060	8,060	8,100	8,120	8,075	8,075	8,050	8,080	8,050	8,080
Tertinggi High		(00) 0				(25) 8,175				(26) 8,200				(00) 8,285			
Terendah Low		(00) 0				(27) 8,150				(07) 7,960				(26) 8,000			
Rata-Rata Average		8,097				8,110				8,136				8,151			

Sambungan / Continued

Maret / Maret '13

Tanggal / Date	Bulan Penyerahan / Delivery Months	Juli / Juli '13				Agustus/Agustus'13				September / September'13			
		Pembukaan Open (Rp/Kg)	Tertinggi High (Rp/Kg)	Terendah Low (Rp/Kg)	Penutupan Settlement (Rp/Kg)	Pembukaan Open (Rp/Kg)	Tertinggi High (Rp/Kg)	Terendah Low (Rp/Kg)	Penutupan Settlement (Rp/Kg)	Pembukaan Open (Rp/Kg)	Tertinggi High (Rp/Kg)	Terendah Low (Rp/Kg)	Penutupan Settlement (Rp/Kg)
1-Mar-13	-	-	-	-	8,210	-	-	-	8,225	-	-	-	8,225
4-Mar-13	8,220	8,220	8,180	8,050	-	-	-	-	8,055	-	-	-	8,055
5-Mar-13	-	-	-	-	8,170	-	-	-	8,215	-	-	-	8,215
6-Mar-13	-	-	-	-	8,160	-	-	-	8,160	-	-	-	8,160
7-Mar-13	8,180	8,180	8,090	8,160	-	-	-	-	8,165	-	-	-	8,165
8-Mar-13	8,180	8,180	8,150	8,230	-	-	-	-	8,230	-	-	-	8,230
11-Mar-13	8,270	8,270	8,210	8,145	-	-	-	-	8,155	-	-	-	8,155
13-Mar-13	8,200	8,200	8,140	8,145	-	-	-	-	8,170	-	-	-	8,170
14-Mar-13	8,180	8,180	8,120	8,015	-	-	-	-	8,005	-	-	-	8,005
15-Mar-13	8,000	8,030	8,000	8,225	-	-	-	-	8,235	-	-	-	8,235
18-Mar-13	-	-	-	-	8,090	8,280	8,280	8,200	8,085	-	-	-	8,070
19-Mar-13	-	-	-	-	8,120	8,120	8,130	8,060	8,100	8,070	8,100	8,050	8,095
20-Mar-13	-	-	-	-	8,165	8,120	8,120	8,085	8,155	8,140	8,150	8,060	8,150
21-Mar-13	8,020	8,050	8,020	8,230	8,140	8,225	8,120	8,215	8,215	8,210	8,210	8,100	8,205
22-Mar-13	-	-	-	-	8,230	8,220	8,355	8,210	8,250	-	-	-	8,205
25-Mar-13	8,230	8,250	8,230	8,250	8,270	8,355	8,270	8,355	-	-	-	-	8,205
26-Mar-13	8,230	8,250	8,200	8,230	8,365	8,370	8,225	8,215	8,205	8,205	8,205	8,205	8,205
27-Mar-13	8,210	8,225	8,100	8,230	8,200	8,210	8,135	8,215	-	-	-	-	8,205
28-Mar-13	8,230	8,250	8,100	8,150	8,225	8,250	8,130	8,200	8,205	8,205	8,205	8,205	8,205
Tertinggi High		(11) 8,270				(26) 8,370				(21) 8,210			
Terendah Low		(15) 8,000				(19) 8,060				(19) 8,050			
Rata-Rata Average		8,169				8,179				8,166			

RBD PALM OLEIN (OLEINTR)
Indonesia Commodity & Derivatives Exchange (ICDX)

Maret / Maret '13

Tanggal / Date	Bulan Penyerahan / Delivery Months	Maret / Maret '13				April / April '13				May / May '13				Juni / Juni '13			
		Pembukaan Open (Rp/Kg)	Tertinggi High (Rp/Kg)	Terendah Low (Rp/Kg)	Penutupan Settlement (Rp/Kg)	Pembukaan Open (Rp/Kg)	Tertinggi High (Rp/Kg)	Terendah Low (Rp/Kg)	Penutupan Settlement (Rp/Kg)	Pembukaan Open (Rp/Kg)	Tertinggi High (Rp/Kg)	Terendah Low (Rp/Kg)	Penutupan Settlement (Rp/Kg)	Pembukaan Open (Rp/Kg)	Tertinggi High (Rp/Kg)	Terendah Low (Rp/Kg)	Penutupan Settlement (Rp/Kg)
3/1/2013		7,410	7,455	7,410	7,305	7,485	7,510	7,425	7,335	-	-	-	7,305	-	-	-	7,315
3/4/2013		7,480	7,510	7,450	7,305	7,485	7,515	7,480	7,370	-	-	-	7,335	-	-	-	7,370
3/5/2013		7,510	7,510	7,490	7,385	7,495	7,500	7,490	7,425	-	-	-	7,405	-	-	-	7,440
3/6/2013		7,435	7,480	7,400	7,365	7,490	7,500	7,475	7,440	-	-	-	7,410	-	-	-	7,435
3/7/2013		7,495	7,555	7,495	7,385	7,490	7,580	7,465	7,450	-	-	-	7,420	-	-	-	7,450
3/8/2013		-	-	-	7,630	-	-	-	-	-	-	-	7,820	-	-	-	7,820
3/11/2013		7,635	7,635	7,535	7,395	7,615	7,615	7,580	7,410	-	-	-	7,395	-	-	-	7,395
3/12/2013		-	-	-	7,395	-	-	-	7,410	-	-	-	7,395	-	-	-	7,395
3/13/2013		-	-	-	7,365	7,480	7,480	7,440	7,445	-	-	-	7,455	-	-	-	7,435
3/14/2013		7,475	7,475	7,475	7,335	7,455	7,455	7,425	7,340	-	-	-	7,275	-	-	-	7,320
3/15/2013		-	-	-	7,360	7,460	7,535	7,460	7,355	-	-	-	7,320	-	-	-	7,315
3/18/2013		7,490	7,505	7,475	7,335	7,500	7,500	7,470	7,390	-	-	-	7,350	-	-	-	7,355
3/19/2013		7,565	7,565	7,530	7,320	7,570	7,570	7,535	7,385	-	-	-	7,330	-	-	-	7,320
3/20/2013		7,530	7,565	7,530	7,365	7,540	7,585	7,540	7,485	-	-	-	7,435	-	-	-	7,420
3/21/2013		7,590	7,595	7,560	7,380	7,625	7,625	7,590	7,520	-	-	-	7,470	-	-	-	7,460
3/22/2013		7,565	7,620	7,565	7,425	7,615	7,615	7,610	7,615	-	-	-	7,575	-	-	-	7,575
3/25/2013		-	-	-	7,440	7,620	7,620	7,535	7,440	7,665	7,670	7,610	7,585	-	-	-	7,545
3/26/2013		-	-	-	7,455	7,495	7,505	7,495	7,455	7,580	7,580	7,545	7,555	-	-	-	7,595
3/27/2013		-	-	-	7,385	7,530	7,530	7,510	7,385	7,555	7,600	7,555	7,550	-	-	-	7,510
3/28/2013		-	-	-	7,410	7,465	7,495	7,455	7,410	7,525	7,525	7,510	7,510	-	-	-	7,575
Tertinggi High		(11) 7,635				(21) 7,625				(25) 7,670				-			
Terendah Low		(06) 7,400				(14) 7,425				(28) 7,510				-			
Rata-Rata		7,387				7,444				7,445				7,452			

Sambungan / Continued

Maret/ Maret '13

Tanggal / Date	Bulan Penyerahan / Delivery Months	Juli / Juli '13				Agustus/Agustus'13				September / September'13			
		Pembukaan Open (Rp/Kg)	Tertinggi High (Rp/Kg)	Terendah Low (Rp/Kg)	Penutupan Settlement (Rp/Kg)	Pembukaan Open (Rp/Kg)	Tertinggi High (Rp/Kg)	Terendah Low (Rp/Kg)	Penutupan Settlement (Rp/Kg)	Pembukaan Open (Rp/Kg)	Tertinggi High (Rp/Kg)	Terendah Low (Rp/Kg)	Penutupan Settlement (Rp/Kg)
1-Mar-13		-	-	-	7,315	-	-	-	7,315	-	-	-	7,315
4-Mar-13		-	-	-	7,370	-	-	-	7,370	-	-	-	7,370
5-Mar-13		-	-	-	7,440	-	-	-	7,440	-	-	-	7,440
6-Mar-13		-	-	-	7,435	-	-	-	7,435	-	-	-	7,435
7-Mar-13		-	-	-	7,450	-	-	-	7,450	-	-	-	7,450
8-Mar-13		-	-	-	7,450	-	-	-	7,450	-	-	-	7,450
11-Mar-13		-	-	-	7,395	-	-	-	7,395	-	-	-	7,395
12-Mar-13		-	-	-	7,395	-	-	-	7,395	-	-	-	7,395
13-Mar-13		-	-	-	7,435	-	-	-	7,435	-	-	-	7,435
14-Mar-13		-	-	-	7,320	-	-	-	7,320	-	-	-	7,320
15-Mar-13		-	-	-	7,315	-	-	-	7,315	-	-	-	7,315
18-Mar-13		-	-	-	7,355	-	-	-	7,355	-	-	-	7,355
19-Mar-13		-	-	-	7,320	-	-	-	7,320	-	-	-	7,320
20-Mar-13		-	-	-	7,420	-	-	-	7,420	-	-	-	7,420
21-Mar-13		-	-	-	7,460	-	-	-	7,460	-	-	-	7,460
22-Mar-13		-	-	-	7,575	-	-	-	7,575	-	-	-	7,575
25-Mar-13		-	-	-	7,565	-	-	-	7,565	-	-	-	7,565
26-Mar-13		-	-	-	7,575	-	-	-	7,575	-	-	-	7,575
27-Mar-13		-	-	-	7,535	-	-	-	7,535	-	-	-	7,535
28-Mar-13		-	-	-	7,515	-	-	-	7,515	-	-	-	7,515
Tertinggi High		-				-				-			
Terendah Low		-				-				-			
Rata-Rata Average		7,432				7,432				7,432			

Crude Palm Oil (CPOTR)
Indonesia Commodity & Derivatives Exchange (ICDX)

Maret / Maret '13

Tanggal / Date	Bulan Penyerahan / Delivery Months	Maret / Maret '13				April / April '13				Mei / Mei '13				Juni / Juni '13			
		Pembukaan Open (Rp/Kg)	Tertinggi High (Rp/Kg)	Terendah Low (Rp/Kg)	Penutupan Settlement (Rp/Kg)	Pembukaan Open (Rp/Kg)	Tertinggi High (Rp/Kg)	Terendah Low (Rp/Kg)	Penutupan Settlement (Rp/Kg)	Pembukaan Open (Rp/Kg)	Tertinggi High (Rp/Kg)	Terendah Low (Rp/Kg)	Penutupan Settlement (Rp/Kg)	Pembukaan Open (Rp/Kg)	Tertinggi High (Rp/Kg)	Terendah Low (Rp/Kg)	Penutupan Settlement (Rp/Kg)
1-Mar-13		7,430	7,455	7,290	7,405	7,445	7,480	7,350	7,385	7,475	7,510	7,385	7,405	7,615	7,615	7,400	7,415
4-Mar-13		7,670	7,670	7,320	7,490	7,405	7,510	7,385	7,505	7,410	7,545	7,390	7,520	7,470	7,585	7,470	7,555
5-Mar-13		7,370	7,540	7,325	7,460	7,500	7,540	7,430	7,450	7,565	7,570	7,440	7,480	7,550	7,595	7,480	7,515
6-Mar-13		7,495	7,495	7,440	7,440	7,480	7,495	7,425	7,465	7,505	7,530	7,445	7,485	7,535	7,570	7,465	7,510
7-Mar-13		7,420	7,490	7,390	7,565	7,475	7,610	7,415	7,580	7,480	7,625	7,430	7,600	7,485	7,640	7,440	7,630
8-Mar-13		7,570	7,585	7,445	7,490	7,640	7,725	7,575	7,680	-	-	-	7,680	-	-	-	7,680
11-Mar-13		7,690	7,690	7,535	7,645	7,625	7,680	7,405	7,610	7,690	7,705	7,605	7,645	7,720	7,720	7,605	7,645
12-Mar-13		-	-	-	7,645	-	-	-	7,610	-	-	-	7,645	-	-	-	7,645
13-Mar-13		7,395	7,500	7,395	7,410	7,430	7,495	7,355	7,440	7,465	7,500	7,370	7,500	7,425	7,485	7,370	7,480
14-Mar-13		7,430	7,430	7,430	7,420	7,450	7,485	7,325	7,375	7,505	7,510	7,360	7,360	7,470	7,525	7,365	7,405
15-Mar-13		-	-	-	7,540	7,365	7,580	7,355	7,525	7,455	7,600	7,390	7,540	7,530	7,610	7,410	7,535
18-Mar-13		7,525	7,525	7,425	7,425	7,535	7,535	7,425	7,430	7,500	7,525	7,425	7,440	7,470	7,525	7,445	7,445
19-Mar-13		7,470	7,585	7,470	7,530	7,510	7,585	7,480	7,545	7,495	7,595	7,440	7,540	7,470	7,585	7,470	7,530
20-Mar-13		7,555	7,595	7,510	7,570	7,555	7,630	7,555	7,640	7,555	7,645	7,520	7,640	7,515	7,650	7,515	7,625
21-Mar-13		7,685	7,685	7,575	7,600	7,675	7,715	7,625	7,690	7,695	7,745	7,625	7,690	7,705	7,745	7,635	7,680
22-Mar-13		7,645	7,730	7,565	7,675	7,645	7,790	7,625	7,625	7,710	7,825	7,650	7,625	7,690	7,825	7,650	7,825
25-Mar-13		-	-	-	-	7,800	7,800	7,540	7,635	7,790	7,795	7,615	7,730	7,735	7,835	7,635	7,740
26-Mar-13		-	-	-	-	7,565	7,580	7,455	7,540	7,635	7,635	7,535	7,660	7,605	7,680	7,560	7,680
27-Mar-13		-	-	-	-	7,375	7,590	7,395	7,390	7,610	7,605	7,570	7,675	7,675	7,570	7,570	7,685
28-Mar-13		-	-	-	-	7,305	7,530	7,305	7,315	7,345	7,545	7,480	7,390	7,685	7,700	7,510	7,680
Tertinggi High		(22) 7,730				(25) 7,800				(22) 7,825				(25) 7,835			
Terendah Low		(01) 7,290				(28) 7,305				(14) 7,360				(14) 7,365			
Rata-Rata Average		7,519				7,550				7,583				7,595			

Sambungan / Continued

Maret / Maret '13

Tanggal / Date	Bulan Penyerahan / Delivery	Juli / Juli '13				Agustus / Agustus '13				September / September '13			
		Pembukaan Open (Rp/Kg)	Tertinggi High (Rp/Kg)	Terendah Low (Rp/Kg)	Penutupan Settlement (Rp/Kg)	Pembukaan Open (Rp/Kg)	Tertinggi High (Rp/Kg)	Terendah Low (Rp/Kg)	Penutupan Settlement (Rp/Kg)	Pembukaan Open (Rp/Kg)	Tertinggi High (Rp/Kg)	Terendah Low (Rp/Kg)	Penutupan Settlement (Rp/Kg)
1-Mar-13		-	-	-	7,415	-	-	-	7,415	-	-	-	7,415
4-Mar-13		-	-	-	7,555	-	-	-	7,555	-	-	-	7,555
5-Mar-13		-	-	-	7,515	-	-	-	7,515	-	-	-	7,515
6-Mar-13		-	-	-	7,510	-	-	-	7,510	-	-	-	7,510
7-Mar-13		-	-	-	7,630	-	-	-	7,630	-	-	-	7,630
8-Mar-13		-	-	-	7,630	-	-	-	7,630	-	-	-	7,630
11-Mar-13		-	-	-	7,645	-	-	-	7,645	-	-	-	7,645
12-Mar-13		-	-	-	7,645	-	-	-	7,645	-	-	-	7,645
13-Mar-13		-	-	-	7,480	-	-	-	7,480	-	-	-	7,480
14-Mar-13		-	-	-	7,405	-	-	-	7,405	-	-	-	7,405
15-Mar-13		-	-	-	7,535	-	-	-	7,535	-	-	-	7,535
18-Mar-13		-	-	-	7,445	-	-	-	7,445	-	-	-	7,445
19-Mar-13		-	-	-	7,530	-	-	-	7,530	-	-	-	7,530
20-Mar-13		-	-	-	7,625	-	-	-	7,625	-	-	-	7,625
21-Mar-13		-	-	-	7,680	-	-	-	7,680	-	-	-	7,680
22-Mar-13		-	-	-	7,825	-	-	-	7,825	-	-	-	7,825
25-Mar-13		7,820	7,830	7,640	7,760	-	-	-	7,760	-	-	-	7,760
26-Mar-13		7,620	7,685	7,570	7,660	-	-	-	7,660	-	-	-	7,660
27-Mar-13		7,610	7,725	7,575	7,710	-	-	-	7,710	-	-	-	7,710
28-Mar-13		7,565	7,625	7,525	7,620	-	-	-	7,620	-	-	-	7,620
Tertinggi High		(25) 7,830				-				-			
Terendah Low		(28) 7,525				-				-			
Rata-Rata Average		7,591				7,591				7,591			

Tanggal / Date	Bulan Penyerahan / Delivery Months	Maret / Maret '13				April / April '13				Mei / Mei '13			
		Pembukaan Open (Rp/Kg)	Tertinggi High (Rp/Kg)	Terendah Low (Rp/Kg)	Penutupan Settlement (Rp/Kg)	Pembukaan Open (Rp/Kg)	Tertinggi High (Rp/Kg)	Terendah Low (Rp/Kg)	Penutupan Settlement (Rp/Kg)	Pembukaan Open (Rp/Kg)	Tertinggi High (Rp/Kg)	Terendah Low (Rp/Kg)	Penutupan Settlement (Rp/Kg)
1-Mar-13		-	-	-	21,120	-	-	-	20,330	20,710	20,870	20,290	20,330
4-Mar-13		-	-	-	21,120	-	-	-	20,110	20,210	20,370	20,110	20,110
5-Mar-13		-	-	-	21,120	-	-	-	20,120	20,170	20,370	20,010	20,120
6-Mar-13		-	-	-	20,580	-	-	-	20,000	20,010	20,170	19,980	20,000
7-Mar-13		-	-	-	20,620	-	-	-	20,160	19,880	20,230	19,880	20,160
8-Mar-13		-	-	-	20,780	-	-	-	20,690	20,050	20,790	20,050	20,690
11-Mar-13		-	-	-	21,220	-	-	-	20,780	20,590	20,880	20,590	20,780
13-Mar-13		-	-	-	21,580	-	-	-	20,920	20,900	21,160	20,770	20,920
14-Mar-13		-	-	-	20,800	-	-	-	20,800	20,860	21,030	20,700	20,800
15-Mar-13		-	-	-	20,650	-	-	-	20,650	20,690	20,960	20,630	20,650
18-Mar-13		-	-	-	20,390	-	-	-	20,390	20,550	20,700	20,330	20,390
19-Mar-13		-	-	-	20,470	-	-	-	20,470	20,300	20,680	20,300	20,470
20-Mar-13		-	-	-	20,930	-	-	-	20,930	20,380	21,030	20,380	20,930
21-Mar-13		-	-	-	21,050	-	-	-	21,050	20,860	21,200	20,860	21,050
22-Mar-13		-	-	-	20,980	-	-	-	20,980	20,960	21,250	20,960	20,980
25-Mar-13		-	-	-	20,700	-	-	-	20,700	20,910	21,180	20,700	20,700
26-Mar-13		-	-	-	20,850	-	-	-	20,850	20,630	21,140	20,630	20,850
27-Mar-13		-	-	-	20,880	-	-	-	20,880	20,790	21,000	20,720	20,880
Tertinggi High				-				-		(22) 21,250			
Terendah Low				-				-		(07) 19,880			
Rata-Rata Average				20,880				20,601		20,601			

Tanggal / Date	Bulan Penyerahan / Delivery Months	Juni / Juni '13				Juli / Juli '13				Agustus/Agustus'13			
		Pembukaan Open (Rp/Kg)	Tertinggi High (Rp/Kg)	Terendah Low (Rp/Kg)	Penutupan Settlement (Rp/Kg)	Pembukaan Open (Rp/Kg)	Tertinggi High (Rp/Kg)	Terendah Low (Rp/Kg)	Penutupan Settlement (Rp/Kg)	Pembukaan Open (Rp/Kg)	Tertinggi High (Rp/Kg)	Terendah Low (Rp/Kg)	Penutupan Settlement (Rp/Kg)
1-Mar-13		-	-	-	20,490	20,790	21,000	20,420	20,490	-	-	-	20,490
4-Mar-13		-	-	-	20,290	20,350	20,560	20,290	20,290	-	-	-	20,290
5-Mar-13		-	-	-	20,300	20,370	20,550	20,160	20,300	-	-	-	20,300
6-Mar-13		-	-	-	20,160	20,160	20,370	20,110	20,160	-	-	-	20,160
7-Mar-13		-	-	-	20,320	20,000	20,420	20,000	20,320	-	-	-	20,320
8-Mar-13		-	-	-	20,840	20,190	20,940	20,190	20,840	-	-	-	20,840
11-Mar-13		-	-	-	20,920	20,710	21,010	20,710	20,920	-	-	-	20,920
13-Mar-13		-	-	-	21,080	21,020	21,310	20,940	21,080	-	-	-	21,080
14-Mar-13		-	-	-	20,980	21,000	21,200	20,900	20,980	-	-	-	20,980
15-Mar-13		-	-	-	20,840	20,850	21,140	20,830	20,840	-	-	-	20,840
18-Mar-13		-	-	-	20,590	20,710	20,900	20,550	20,590	-	-	-	20,590
19-Mar-13		-	-	-	20,660	20,490	20,890	20,490	20,660	-	-	-	20,660
20-Mar-13		-	-	-	21,110	20,560	21,200	20,560	21,110	-	-	-	21,110
21-Mar-13		-	-	-	21,230	21,030	21,400	21,030	21,230	-	-	-	21,230
22-Mar-13		-	-	-	21,160	21,120	21,430	21,120	21,160	-	-	-	21,160
25-Mar-13		-	-	-	20,900	21,080	21,370	20,900	20,900	-	-	-	20,900
26-Mar-13		-	-	-	21,040	20,820	21,330	20,820	21,040	-	-	-	21,040
27-Mar-13		-	-	-	21,060	20,970	21,180	20,900	21,060	-	-	-	21,060
Terendah				-			(22) 21,430					-	
High				-			(07) 20,000					-	
Rata-Rata Average				20,776				20,776				20,776	

3. Harga Harian / Daily Prices

Emas / Gold (GOL) Jakarta Futures Exchange (JFX)

Maret / Maret '13

Bulan Penyerahan / Delivery Months Tanggal / Date	Maret /Maret '13				April / April '13				Mei / Mei'13				Juni/ Juni'13			
	Pembukaan Open (Rp/Kg)	Tertinggi High (Rp/Kg)	Terendah Low (Rp/Kg)	Penutupan Settlement (Rp/Kg)	Pembukaan Open (Rp/Kg)	Tertinggi High (Rp/Kg)	Terendah Low (Rp/Kg)	Penutupan Settlement (Rp/Kg)	Pembukaan Open (Rp/Kg)	Tertinggi High (Rp/Kg)	Terendah Low (Rp/Kg)	Penutupan Settlement (Rp/Kg)	Pembukaan Open (Rp/Kg)	Tertinggi High (Rp/Kg)	Terendah Low (Rp/Kg)	Penutupan Settlement (Rp/Kg)
1-Mar-13	-	-	-	511,000	-	-	-	511,200	-	-	-	511,800	-	-	-	511,800
4-Mar-13	510,700	511,300	510,700	511,300	-	-	-	512,700	-	-	-	513,700	-	-	-	513,700
5-Mar-13	511,300	512,800	511,300	512,200	-	-	-	513,600	-	-	-	514,600	-	-	-	514,600
6-Mar-13	-	-	-	512,200	-	-	-	512,800	-	-	-	513,400	-	-	-	513,400
7-Mar-13	512,800	514,200	512,800	513,700	-	-	-	513,600	-	-	-	514,600	-	-	-	514,600
8-Mar-13	511,600	512,100	510,600	511,100	-	-	-	513,600	-	-	-	514,300	-	-	-	514,300
11-Mar-13	512,400	513,400	512,400	513,400	-	-	-	513,600	-	-	-	514,250	-	-	-	514,250
13-Mar-13	516,400	517,400	515,500	515,800	-	-	-	517,700	-	-	-	518,650	-	-	-	518,650
14-Mar-13	514,500	515,600	514,000	515,600	-	-	-	516,700	-	-	-	517,300	-	-	-	517,300
15-Mar-13	516,000	516,500	516,000	516,500	-	-	-	517,800	-	-	-	518,800	-	-	-	518,800
18-Mar-13	517,800	520,600	517,300	520,600	-	-	-	521,000	-	-	-	522,000	-	-	-	522,000
19-Mar-13	519,300	520,400	519,300	520,400	-	-	-	521,000	-	-	-	522,000	-	-	-	522,000
20-Mar-13	-	-	-	520,400	-	-	-	524,800	-	-	-	525,600	-	-	-	525,600
21-Mar-13	521,000	522,700	521,000	522,600	-	-	-	524,800	-	-	-	525,600	-	-	-	525,600
22-Mar-13	522,100	522,400	521,900	524,450	-	-	-	524,650	-	-	-	525,250	-	-	-	525,250
25-Mar-13	521,300	522,100	520,500	516,350	-	-	-	521,600	-	-	-	522,300	-	-	-	522,300
26-Mar-13	-	-	-	518,700	-	-	-	518,700	-	-	-	519,200	-	-	-	519,800
27-Mar-13	-	-	-	517,000	516,200	517,000	516,200	517,000	-	-	-	518,900	-	-	-	519,500
28-Mar-13	-	-	-	518,300	-	-	-	518,300	-	-	-	520,800	-	-	-	521,800
Tertinggi High	(21) 522,700				(27) 517,000				-				-			
Terendah Low	(08) 510,600				(27) 516,200				-				-			
Rata-Rata Average	516,400				517,639				518,582				518,697			

Emas / Gold (GOL100) Jakarta Futures Exchange (JFX)

Bulan Penyerahan / Delivery Months Tanggal / Date	Maret /Maret '13				April / April '13				Mei / Mei'13				Juni/ Juni'13			
	Pembukaan Open (Rp/Kg)	Tertinggi High (Rp/Kg)	Terendah Low (Rp/Kg)	Penutupan Settlement (Rp/Kg)	Pembukaan Open (Rp/Kg)	Tertinggi High (Rp/Kg)	Terendah Low (Rp/Kg)	Penutupan Settlement (Rp/Kg)	Pembukaan Open (Rp/Kg)	Tertinggi High (Rp/Kg)	Terendah Low (Rp/Kg)	Penutupan Settlement (Rp/Kg)	Pembukaan Open (Rp/Kg)	Tertinggi High (Rp/Kg)	Terendah Low (Rp/Kg)	Penutupan Settlement (Rp/Kg)
1-Mar-13	510,600	510,600	510,600	510,600	512,350	512,400	512,300	512,300	517,000	517,000	513,500	513,900	-	-	-	513,900
4-Mar-13	-	-	-	510,600	513,950	514,000	513,800	513,800	-	-	-	515,800	-	-	-	515,800
5-Mar-13	-	-	-	512,000	-	-	-	516,000	515,700	515,700	515,700	518,050	-	-	-	518,050
6-Mar-13	-	-	-	512,000	-	-	-	515,200	516,700	516,700	516,700	516,400	-	-	-	516,400
7-Mar-13	-	-	-	512,000	-	-	-	515,200	-	-	-	517,000	-	-	-	517,000
8-Mar-13	-	-	-	512,000	514,200	514,200	514,200	514,200	-	-	-	517,000	-	-	-	517,000
11-Mar-13	-	-	-	512,000	516,000	516,000	516,000	516,000	-	-	-	517,000	-	-	-	517,000
13-Mar-13	-	-	-	514,550	517,800	517,800	517,800	518,550	519,600	519,600	519,600	520,550	-	-	-	520,550
14-Mar-13	-	-	-	514,550	516,900	516,900	516,900	516,900	517,400	517,400	517,400	518,700	-	-	-	518,700
15-Mar-13	-	-	-	514,600	518,800	518,900	518,700	518,700	-	-	-	520,600	-	-	-	520,600
18-Mar-13	-	-	-	518,350	-	-	-	522,350	523,500	523,500	523,500	524,350	-	-	-	524,350
19-Mar-13	-	-	-	518,350	-	-	-	522,350	-	-	-	524,350	-	-	-	524,350
20-Mar-13	-	-	-	521,500	-	-	-	525,500	-	-	-	527,500	-	-	-	527,500
21-Mar-13	-	-	-	523,600	525,500	525,900	525,500	525,900	-	-	-	527,500	-	-	-	527,500
22-Mar-13	-	-	-	525,450	-	-	-	526,000	529,400	529,450	529,050	528,800	-	-	-	528,800
25-Mar-13	-	-	-	517,350	526,300	526,300	526,300	525,150	526,400	526,400	526,400	526,350	-	-	-	526,350
26-Mar-13	-	-	-	521,700	521,000	521,400	521,000	521,700	525,000	525,000	524,950	524,950	-	-	-	526,350
27-Mar-13	-	-	-	523,950	521,000	524,300	521,000	523,950	525,750	527,500	525,700	525,750	519,150	526,150	519,000	526,100
28-Mar-13	-	-	-	523,950	-	-	-	523,950	-	-	-	526,950	-	-	-	528,950
Tertinggi High	-				(25) 526,300				(22) 529,450				(27) 526,150			
Terendah Low	-				(01) 512,300				(01) 513,500				(27) 519,000			
Rata-Rata Average	516,795				519,668				521,658				521,855			

Emas / Gold (GOL250)
Jakarta Futures Exchange (JFX)

Maret / Maret '13

Bulan Penyerahan Tanggali	Maret /Maret '13				April / April '13				Mei / Mei '13				Juni/ Juni'13			
	Pembukaan Open (Rp/Kg)	Teringgi High (Rp/Kg)	Terendah Low (Rp/Kg)	Penutupan Settlement (Rp/Kg)	Pembukaan Open (Rp/Kg)	Teringgi High (Rp/Kg)	Terendah Low (Rp/Kg)	Penutupan Settlement (Rp/Kg)	Pembukaan Open (Rp/Kg)	Teringgi High (Rp/Kg)	Terendah Low (Rp/Kg)	Penutupan Settlement (Rp/Kg)	Pembukaan Open (Rp/Kg)	Teringgi High (Rp/Kg)	Terendah Low (Rp/Kg)	Penutupan Settlement (Rp/Kg)
1-Mar-13	515,000	515,000	514,500	511,500	-	-	-	511,400	515,100	515,400	515,100	512,000	-	-	-	512,000
4-Mar-13	510,200	511,200	510,200	511,200	512,300	512,800	512,300	512,800	-	-	-	513,500	-	-	-	513,500
5-Mar-13	510,900	511,700	510,600	511,100	513,500	513,500	513,500	513,500	-	-	-	514,400	-	-	-	514,400
6-Mar-13	510,900	511,400	510,900	511,400	512,800	512,800	512,800	512,800	513,900	514,500	513,850	513,600	-	-	-	513,600
7-Mar-13	513,000	513,900	512,400	512,700	-	-	-	513,000	-	-	-	514,400	-	-	-	514,400
8-Mar-13	511,700	512,400	510,100	510,650	513,100	513,100	512,700	512,700	513,600	513,900	513,600	513,800	-	-	-	513,800
11-Mar-13	513,800	514,300	512,900	513,200	-	-	-	512,950	512,100	513,700	512,100	513,700	-	-	-	513,700
13-Mar-13	516,900	517,200	515,700	516,200	-	-	-	517,700	518,800	519,750	518,400	519,700	-	-	-	519,700
14-Mar-13	514,000	515,800	513,900	515,800	516,600	517,900	516,600	517,500	519,100	519,750	519,100	519,700	-	-	-	519,700
15-Mar-13	515,900	516,300	515,900	516,300	519,800	519,950	519,750	518,800	-	-	-	519,400	-	-	-	519,400
18-Mar-13	517,700	520,300	517,500	520,300	-	-	-	521,100	-	-	-	522,100	-	-	-	522,100
19-Mar-13	519,200	522,700	519,200	520,600	-	-	-	521,100	522,600	523,000	522,600	522,450	-	-	-	522,450
20-Mar-13	-	-	-	522,100	-	-	-	524,800	521,500	525,950	521,500	525,850	-	-	-	525,850
21-Mar-13	521,300	522,700	521,300	523,100	-	-	-	524,800	524,300	524,950	524,300	525,050	-	-	-	525,050
22-Mar-13	523,300	523,500	522,900	524,950	-	-	-	524,650	523,500	524,700	523,500	525,650	-	-	-	525,650
25-Mar-13	-	-	-	516,850	-	-	-	521,600	525,800	527,000	525,400	522,300	-	-	-	522,300
26-Mar-13	-	-	-	518,700	-	-	-	518,700	521,900	524,100	521,900	519,200	-	-	-	519,800
27-Mar-13	-	-	-	518,400	518,900	518,900	518,600	518,400	522,300	522,600	521,000	518,900	-	-	-	520,900
28-Mar-13	-	-	-	520,600	520,300	520,600	520,300	520,600	524,000	524,900	523,900	521,800	-	-	-	523,900
Tertinggi High	(22) 523,500				(28) 520,600				(25) 527,000				-			
Terendah Low	(08) 510,100				(04) 512,300				(11) 512,100				-			
Rata-Rata Average	516,613				517,837				518,816				519,063			

Emas / Gold (GOLDGR)
Indonesia Commodity & Derivatives Exchange (ICDX)

Maret/ Maret '13

Tanggal / Date	Bulan Penyerahan / Delivery Months	Maret /Maret '13				April / April '13				Mei / Mei'13				Juni/ Juni'13			
		Pembukaan Open (Rp/Kg)	Tertinggi High (Rp/Kg)	Terendah Low (Rp/Kg)	Penutupan Settlement (Rp/Kg)	Pembukaan Open (Rp/Kg)	Tertinggi High (Rp/Kg)	Terendah Low (Rp/Kg)	Penutupan Settlement (Rp/Kg)	Pembukaan Open (Rp/Kg)	Tertinggi High (Rp/Kg)	Terendah Low (Rp/Kg)	Penutupan Settlement (Rp/Kg)	Pembukaan Open (Rp/Kg)	Tertinggi High (Rp/Kg)	Terendah Low (Rp/Kg)	Penutupan Settlement (Rp/Kg)
1-Mar-13		-	-	-	498,100	-	-	-	498,100	-	-	-	498,100	-	-	-	498,100
4-Mar-13		-	-	-	496,800	-	-	-	496,800	-	-	-	496,800	-	-	-	496,800
5-Mar-13		-	-	-	532,500	-	-	-	532,500	-	-	-	532,500	-	-	-	532,500
6-Mar-13		490,000	493,000	490,000	498,100	514,000	515,000	492,000	500,000	498,000	501,000	498,000	502,000	499,000	502,000	499,000	504,100
7-Mar-13		-	-	-	496,800	513,500	515,500	513,500	498,700	-	-	-	500,700	-	-	-	502,800
8-Mar-13		-	-	-	532,500	-	-	-	534,800	-	-	-	537,100	-	-	-	539,500
11-Mar-13		-	-	-	497,600	512,700	513,700	512,700	499,500	-	-	-	501,500	-	-	-	503,600
12-Mar-13		-	-	-	501,000	513,000	514,300	512,900	502,900	-	-	-	505,000	-	-	-	507,100
13-Mar-13		500,000	505,000	500,000	499,800	518,000	518,500	502,000	501,700	518,700	519,000	503,000	503,800	505,000	508,000	505,000	505,900
14-Mar-13		-	-	-	500,600	502,000	504,200	502,000	502,500	518,800	520,300	518,800	504,500	-	-	-	506,600
15-Mar-13		-	-	-	501,200	-	-	-	503,100	520,000	521,000	520,000	505,100	-	-	-	507,300
18-Mar-13		-	-	-	505,900	503,500	507,200	503,500	507,800	520,000	523,500	519,000	509,900	-	-	-	512,000
19-Mar-13		-	-	-	508,300	508,100	512,000	508,100	510,200	522,300	523,100	522,300	512,300	-	-	-	514,500
20-Mar-13		510,000	505,000	510,000	506,800	513,000	508,000	513,000	508,800	518,000	510,000	526,500	510,800	514,000	510,000	514,000	513,000
21-Mar-13		505,000	510,000	505,000	509,400	505,000	510,000	505,000	511,300	525,000	525,900	515,000	513,400	510,000	515,000	510,000	515,500
22-Mar-13		-	-	-	507,800	512,000	513,000	512,000	509,800	526,500	527,000	526,000	511,800	-	-	-	514,000
25-Mar-13		-	-	-	506,900	510,100	512,900	510,100	508,800	527,000	527,000	526,200	510,800	-	-	-	513,000
26-Mar-13		-	-	-	505,600	510,000	515,000	505,000	507,500	523,000	523,700	510,000	509,600	510,000	515,000	510,000	511,800
27-Mar-13		-	-	-	506,600	510,000	520,000	510,000	508,500	522,500	522,500	510,000	510,600	510,000	520,000	510,000	512,700
28-Mar-13		-	-	-	503,500	505,000	515,000	505,000	505,400	523,000	524,500	509,000	507,400	508,000	513,000	508,000	509,600
Tertinggi High		(21) 510,000				(27) 520,000				(22) 527,000				(27) 520,000			
Terendah Low		(06) 490,000				(06) 492,000				(06) 498,000				(06) 499,000			
Rata-Rata Average		505,790				507,435				509,185				511,020			

Sambungan / Continued

Juli / July '12

Tanggal / Date	Bulan Penyerahan / Delivery Months	Juli / Juli '13				Agustus /Agustus '13				September /September'12				Oktober /Oktober '13			
		Pembukaan Open (Rp/Kg)	Tertinggi High (Rp/Kg)	Terendah Low (Rp/Kg)	Penutupan Settlement (Rp/Kg)	Pembukaan Open (Rp/Kg)	Tertinggi High (Rp/Kg)	Terendah Low (Rp/Kg)	Penutupan Settlement (Rp/Kg)	Pembukaan Open (Rp/Kg)	Tertinggi High (Rp/Kg)	Terendah Low (Rp/Kg)	Penutupan Settlement (Rp/Kg)	Pembukaan Open (Rp/gram)	Tertinggi High (Rp/gram)	Terendah Low (Rp/gram)	Penutupan Settlement (Rp/gram)
1-Mar-13	-	-	-	-	506,300	-	-	-	506,300	-	-	-	506,300	-	-	-	506,300
4-Mar-13	-	-	-	-	505,000	-	-	-	505,000	-	-	-	505,000	-	-	-	505,000
5-Mar-13	-	-	-	-	542,000	-	-	-	542,000	-	-	-	542,000	-	-	-	542,000
6-Mar-13	-	-	-	-	506,300	-	-	-	508,500	-	-	-	510,900	-	-	-	513,200
7-Mar-13	-	-	-	-	505,000	-	-	-	507,300	-	-	-	509,600	-	-	-	511,900
8-Mar-13	-	-	-	-	542,000	-	-	-	544,400	-	-	-	546,900	-	-	-	549,400
11-Mar-13	-	-	-	-	505,800	-	-	-	508,000	-	-	-	510,400	-	-	-	512,600
12-Mar-13	-	-	-	-	509,300	-	-	-	511,600	-	-	-	513,900	-	-	-	516,200
13-Mar-13	-	-	-	-	508,100	-	-	-	510,300	-	-	-	512,700	-	-	-	515,000
14-Mar-13	-	-	-	-	508,800	-	-	-	511,100	-	-	-	513,400	-	-	-	515,700
15-Mar-13	-	-	-	-	509,500	-	-	-	511,800	-	-	-	514,100	-	-	-	516,400
18-Mar-13	-	-	-	-	514,200	-	-	-	516,500	-	-	-	518,900	-	-	-	521,200
19-Mar-13	-	-	-	-	516,700	-	-	-	519,000	-	-	-	521,400	-	-	-	523,700
20-Mar-13	-	-	-	-	515,200	-	-	-	517,500	-	-	-	519,900	-	-	-	522,200
21-Mar-13	-	-	-	-	517,800	-	-	-	520,100	-	-	-	522,400	-	-	-	524,800
22-Mar-13	-	-	-	-	516,200	-	-	-	518,500	-	-	-	520,900	-	-	-	523,200
25-Mar-13	-	-	-	-	515,200	-	-	-	517,500	-	-	-	519,900	-	-	-	522,200
26-Mar-13	-	-	-	-	514,000	-	-	-	516,200	-	-	-	518,600	-	-	-	520,900
27-Mar-13	-	-	-	-	514,900	-	-	-	517,200	-	-	-	519,600	-	-	-	521,900
28-Mar-13	-	-	-	-	511,800	-	-	-	514,100	-	-	-	516,400	-	-	-	518,700
Tertinggi High		-				-				-				-			
Terendah Low		-				-				-				-			
Rata-Rata Average		514,205				516,145				518,160				520,125			

Sambungan / Continued

Maret / Maret '13

Tanggal / Date	Bulan / Penyerahan / Delivery / Month	November / November '13				Desember /Desember'13				Januari /Januari'14				Februari / Februari'14			
		Pembukaan Open (Rp/gram)	Tertinggi High (Rp/gram)	Terendah Low (Rp/gram)	Penutupan Settlement (Rp/gram)	Pembukaan Open (Rp/gram)	Tertinggi High (Rp/gram)	Terendah Low (Rp/gram)	Penutupan Settlement (Rp/gram)	Pembukaan Open (Rp/gram)	Tertinggi High (Rp/gram)	Terendah Low (Rp/gram)	Penutupan Settlement (Rp/gram)	Pembukaan Open (Rp/gram)	Tertinggi High (Rp/gram)	Terendah Low (Rp/gram)	Penutupan Settlement (Rp/gram)
1-Mar-13		-	-	-	515,500	-	-	-	515,500	-	-	-	515,500	-	-	-	515,500
4-Mar-13		-	-	-	514,200	-	-	-	514,200	-	-	-	514,200	-	-	-	514,200
5-Mar-13		-	-	-	552,000	-	-	-	552,000	-	-	-	552,000	-	-	-	552,000
6-Mar-13		-	-	-	515,500	-	-	-	517,800	-	-	-	520,300	-	-	-	522,700
7-Mar-13		-	-	-	514,200	-	-	-	516,500	-	-	-	518,900	-	-	-	521,400
8-Mar-13		-	-	-	552,000	-	-	-	554,600	-	-	-	528,300	-	-	-	530,400
11-Mar-13		-	-	-	515,000	-	-	-	517,300	-	-	-	519,700	-	-	-	522,200
12-Mar-13		-	-	-	518,500	-	-	-	520,900	-	-	-	523,300	-	-	-	525,800
13-Mar-13		-	-	-	517,300	-	-	-	519,700	-	-	-	522,100	-	-	-	524,500
14-Mar-13		-	-	-	518,000	-	-	-	520,400	-	-	-	522,800	-	-	-	525,300
15-Mar-13		-	-	-	518,700	-	-	-	521,100	-	-	-	523,500	-	-	-	526,000
18-Mar-13		-	-	-	523,600	-	-	-	526,000	-	-	-	528,400	-	-	-	530,900
19-Mar-13		-	-	-	526,100	-	-	-	528,500	-	-	-	530,900	-	-	-	533,400
20-Mar-13		-	-	-	524,500	-	-	-	527,000	-	-	-	529,400	-	-	-	531,900
21-Mar-13		-	-	-	527,200	-	-	-	529,600	-	-	-	532,000	-	-	-	534,600
22-Mar-13		-	-	-	525,600	-	-	-	528,000	-	-	-	530,400	-	-	-	532,900
25-Mar-13		-	-	-	524,600	-	-	-	527,000	-	-	-	529,400	-	-	-	531,900
26-Mar-13		-	-	-	523,300	-	-	-	525,700	-	-	-	528,100	-	-	-	530,600
27-Mar-13		-	-	-	524,300	-	-	-	526,700	-	-	-	529,100	-	-	-	531,600
28-Mar-13		-	-	-	521,100	-	-	-	523,500	-	-	-	525,900	-	-	-	528,400
Tertinggi High			-				-				-				-		
Terendah Low			-				-				-				-		
Rata-Rata Average			523,560				525,600				526,210				528,310		

Gulir Emas / Rolling Gold (KGE)

Jakarta Futures Exchange (JFX)

Tanggal / Date	Bulan / Month	Maret/ Maret '13			
		Pembukaan Open (Rp/gram)	Tertinggi High (Rp/gram)	Terendah Low (Rp/gram)	Penutupan Settlement (Rp/gram)
1-Mar-13		-	-	-	488,740
4-Mar-13		-	-	-	492,565
5-Mar-13		-	-	-	493,345
6-Mar-13		-	-	-	490,628
7-Mar-13		-	-	-	492,557
8-Mar-13		-	-	-	491,313
11-Mar-13		-	-	-	491,829
13-Mar-13		-	-	-	495,976
14-Mar-13		-	-	-	494,675
15-Mar-13		-	-	-	497,356
18-Mar-13		-	-	-	500,532
19-Mar-13		-	-	-	500,516
20-Mar-13		-	-	-	504,093
21-Mar-13		-	-	-	503,537
22-Mar-13		-	-	-	504,899
25-Mar-13		-	-	-	501,696
26-Mar-13		-	-	-	499,755
27-Mar-13		-	-	-	498,106
28-Mar-13		-	-	-	500,725
Tertinggi High			-		
Terendah Low			-		
Rata-Rata Average			496,992		

Gulir Emas / Rolling Gold (KGEUSD)

Jakarta Futures Exchange (JFX)

Tanggal / Date	Bulan / Month	Maret / Maret '13			
		Pembukaan Open (USD/T.Ounce)	Tertinggi High (USD/T.Ounce)	Terendah Low (USD/T.Ounce)	Penutupan Settlement (USD/T.Ounce)
1-Mar-13		1,581	1,680	1,465	1576.3
4-Mar-13		-	-	-	1573.85
5-Mar-13		-	-	-	1575.3
6-Mar-13		-	-	-	1583.95
7-Mar-13		1581.4	1,582.00	1581.1	1578.95
8-Mar-13		-	-	-	1578.85
11-Mar-13		-	-	-	1581.25
13-Mar-13		-	-	-	1587.9
14-Mar-13		1587.8	1588.8	1,586	1590.3
15-Mar-13		1,590	1593.5	1,590	1592.1
18-Mar-13		1,602.00	1,605.00	1601.8	1605.5
19-Mar-13		1603.7	1,605.00	1602.9	1,613.00
20-Mar-13		-	-	-	1607.1
21-Mar-13		-	-	-	1614.9
22-Mar-13		-	-	-	1608.6
25-Mar-13		-	-	-	1605.35
26-Mar-13		-	-	-	1600.1
27-Mar-13		-	-	-	1605.15
28-Mar-13		-	-	-	1596.9
Tertinggi High			(01) 1,680.00		
Terendah Low			(01) 1,465.00		
Rata-Rata Average			1,613.00		

Gulir Indeks Emas / Rolling Gold Index (KIE)

Jakarta Futures Exchange (JFX)

Tanggal / Date	Bulan / Month	Maret/Maret '13			
		Pembukaan Open (Point)	Tertinggi High (Point)	Terendah Low (Point)	Penutupan Settlement (Point)
1-Mar-13		-	-	-	9,677
4-Mar-13		-	-	-	9,711
5-Mar-13		-	-	-	9,693
6-Mar-13		-	-	-	9,690
7-Mar-13		-	-	-	9,696
8-Mar-13		-	-	-	9,687
11-Mar-13		9,580	9,650	9,580	9,692
13-Mar-13		-	-	-	9,692
14-Mar-13		9,530	9,670	9,530	9,703
15-Mar-13		-	-	-	9,702
18-Mar-13		9,650	9,690	9,650	9,712
19-Mar-13		-	-	-	9,710
20-Mar-13		9,650	9,700	9,650	9,727
21-Mar-13		-	-	-	9,733
22-Mar-13		-	-	-	9,743
25-Mar-13		9,645	9,646	9,644	9,736
26-Mar-13		9,650	9,650	9,645	9,732
27-Mar-13		9,650	9,730	9,612	9,725
28-Mar-13		9,640	9,643	9,640	9,715
Tertinggi High			(27) 9,730		
Terendah Low			(14) 9,530		
Rata-Rata Average			9,709		

Tunda Serah Emas (GOLDID)
Indonesia Commodity & Derivatives Exchange (ICDX)

Tanggal / Date	Bulan Penyerahan / Delivery Months	Maret / Maret '13			
	Pembukaan Open (USD/T.Ounce)	Tertinggi High (USD/T.Ounce)	Terendah Low (USD/T.Ounce)	Penutupan Settlement (USD/T.Ounce)	
1-Mar-13		1.594.50	1.600.30	1.590.40	1.597.10
4-Mar-13		1.607.10	1.619.00	1.607.10	1.617.40
5-Mar-13		1.617.00	1.620.20	1.617.00	1.614.70
6-Mar-13		1.619.20	1.619.20	1.612.00	1.603.90
7-Mar-13		1.603.00	1.605.30	1.587.40	1.592.90
8-Mar-13		1.580.80	1.589.80	1.580.80	1.587.70
11-Mar-13		1.583.80	1.598.20	1.565.00	1.567.60
13-Mar-13		1.572.90	1.578.70	1.572.90	1.575.90
14-Mar-13		1.558.40	1.558.40	1.558.40	1.572.40
15-Mar-13		1.572.00	1.595.30	1.572.00	1.588.40
18-Mar-13		1.585.20	1.589.60	1.580.60	1.589.50
19-Mar-13		1.595.50	1.595.50	1.577.00	1.581.70
20-Mar-13		1.581.40	1.581.40	1.571.20	1.574.40
21-Mar-13		1.584.40	1.584.40	1.584.40	1.581.90
22-Mar-13		-	-	-	1.583.80
25-Mar-13		1.575.10	1.575.80	1.566.00	1.576.60
26-Mar-13		1.580.90	1.602.20	1.575.00	1.604.10
27-Mar-13		1.604.10	1.617.00	1.604.10	1.615.80
28-Mar-13		1.615.80	1.624.50	1.615.80	1.625.10
Tertinggi High		(28) 1,624.50			
Terendah Low		(14) 1,558.40			
Rata-Rata Average		1,591.63			

Tunda Serah Emas (GOLDUD)
Indonesia Commodity & Derivatives Exchange (ICDX)

<div><div></div><div>Bulan Penyerahan / Delivery Months</div></div> <div>Tanggal / Date</div>		Maret / Maret '13			
		Pembukaan Open (USD/T.Ounce)	Tertinggi High (USD/T.Ounce)	Terendah Low (USD/T.Ounce)	Penutupan Settlement (USD/T.Ounce)
1-Mar-13		1.593.40	1.602.90	1.588.60	1.597.10
4-Mar-13		1.600.10	1.621.60	1.600.10	1.617.40
5-Mar-13		1.615.70	1.617.90	1.612.00	1.614.70
6-Mar-13		1.618.50	1.624.10	1.598.20	1.603.90
7-Mar-13		1.606.80	1.609.60	1.579.10	1.562.90
8-Mar-13		1.579.40	1.592.20	1.579.40	1.587.70
11-Mar-13		1.587.10	1.601.00	1.565.80	1.567.60
13-Mar-13		1.571.90	1.582.70	1.568.00	1.575.90
14-Mar-13		1.572.90	1.575.00	1.556.10	1.572.40
15-Mar-13		1.569.50	1.596.50	1.568.50	1.588.40
18-Mar-13		1.590.10	1.594.90	1.578.70	1.589.50
19-Mar-13		1.592.90	1.597.90	1.575.30	1.581.70
20-Mar-13		1.582.60	1.583.30	1.570.50	1.574.40
21-Mar-13		1.580.60	1.591.60	1.580.60	1.581.90
22-Mar-13		1.583.50	1.586.50	1.574.90	1.583.80
25-Mar-13		1.578.90	1.580.00	1.565.00	1.576.60
26-Mar-13		1.581.20	1.608.50	1.569.00	1.604.10
27-Mar-13		1.603.20	1.620.00	1.602.30	1.615.80
28-Mar-13		1.613.50	1.628.80	1.612.70	1.625.10
Tertinggi High		(28) 1,628.80			
Terendah Low		(14) 1,556.10			
Rata-Rata Average		1,591.63			

4. Jumlah dan Volume Transaksi, dan Open Interest Frequency and Volume, and Open Interest

Olein (OLE) Jakarta Futures Exchange (JFX)

Bulan (Month) Tanggal (Date)	Maret / March '13		
	Transaksi (kali) Frequency (times)	Volume (lot) Volume (lots)	Open Interest (lots)
1	-	-	-
4	10	10	-
5	8	140	-
6	-	-	-
7	30	152	-
8	8	160	-
11	6	90	-
12	-	-	-
13	38	264	-
14	34	198	-
15	6	104	-
18	30	182	-
19	16	110	-
20	50	50	-
21	34	256	-
22	64	102	-
25	9	103	-
26	65	73	-
27	70	113	-
28	52	101	-
Tertinggi High	(28) 70	(28) 264	(02) 0
Terendah Low	(08) 6	(08) 10	(09) 0
Rata-Rata Average	33	128	#DIV/0!

Olein (OLE10) Jakarta Futures Exchange (JFX)

Bulan (Month) Tanggal (Date)	Maret / March '13		
	Transaksi (kali) Frequency (times)	Volume (lot) Volume (lots)	Open Interest (lots)
1	-	-	-
4	94	94	-
5	-	-	-
6	-	-	-
7	124	140	-
8	154	186	-
11	78	78	-
12	-	-	-
13	30	30	-
14	48	48	-
15	80	80	-
18	38	38	-
19	50	58	-
20	152	152	-
21	181	433	-
22	32	160	-
25	23	97	-
26	121	341	-
27	77	257	-
28	59	335	-
Tertinggi High	(28) 181	(28) 433	(02) 0
Terendah Low	(08) 23	(08) 30	(09) 0
Rata-Rata Average	91	171	#DIV/0!

RBD PALM OLEIN (OLEINTR) Indonesia Commodity & Derivatives Exchange (ICDX)

Bulan (Month) Tanggal (Date)	Maret / March '13		
	Transaksi (kali) Frequency (times)	Volume (lot) Volume (lots)	Open Interest (lots)
1	12	13	-
4	10	10	2
5	6	6	5
6	14	14	1
7	10	10	-
8	6	6	-
11	8	8	1
12	-	-	-
13	8	8	1
14	5	5	-
15	7	7	-
18	10	10	2
19	8	8	1
20	12	12	1
21	14	14	8
22	9	9	2
25	10	10	-
26	9	9	-
27	9	9	-
28	8	8	-
Tertinggi High	(28) 14	(28) 14	(02) 2
Terendah Low	(08) 5	(08) 5	(09) 1
Rata-Rata Average	9	9	2

Crude Palm Oil (CPOTR)
Indonesia Commodity & Derivatives Exchange (ICDX)

Tangga Date	Bulan	Maret / March '13			
		Transaksi (kali)		Volume (lot)	
		Frequency (times)		Volume (lots)	
1		1087		3268	50
4		1124		3394	64
5		1077		3102	49
6		1218		3375	26
7		1230		3331	31
8		1025		3257	266
11		-		3242	19
12		-		-	-
13		1021		3110	19
14		1045		3439	-
15		1042		3044	-
18		1165		3141	75
19		1033		3325	79
20		1078		3130	63
21		1128		3425	67
22		1123		3208	35
25		1032		3099	-
22		1123		3208	35
25		1032		3099	-
26		903		2809	-
27		1266		3493	-
28		1051		3232	-
Tertinggi		(28)	1266	(28)	3493
High				(02)	266
Rata-Rata		1082		3229	86
Average					

Kakao / Cocoa (CC5)
Jakarta Futures Exchange (JFX)

Tangga (Date)	Bulan (Month)	Maret / March '13			
		Transaksi (kali)		Volume (lot)	
		Frequency (times)		Volume (lots)	
1		159		195	-
4		127		187	-
5		147		192	-
6		138		186	-
7		145		203	-
8		188		192	-
11		128		197	-
12		-		-	-
13		151		171	-
14		145		165	-
15		143		179	-
18		173		185	-
19		155		188	-
20		151		195	-
21		156		187	-
22		-		-	-
25		-		-	-
22		186		216	-
25		198		231	-
26		174		229	-
27		218		240	-
28		204		237	-
Tertinggi		(28)	218	(28)	240
Low		(08)	128	(08)	165
Rata-Rata		163		200	#DIV/0!
Average					

Emas / Gold (GOL)
Jakarta Futures Exchange (JFX)

Tangga (Date)	Bulan (Month)	Maret / March '13			
		Transaksi (kali)		Volume (lot)	
		Frequency (times)		Volume (lots)	
1					
4		400		400	-
5		8		140	-
6		-		-	-
7		10		200	-
8		8		150	-
11		4		70	-
12		-		-	-
13		14		260	-
14		12		184	-
15		4		64	-
18		8		160	-
19		6		110	-
20		-		-	-
21		-		-	-
22		-		-	-
21		14		256	-
22		4		80	-
25		6		88	-
26		-		-	-
27		250		250	-
28		-		-	-
Tertinggi		(28)	400	(28)	400
Low		(08)	4	(08)	64
Rata-Rata		61		166	#DIV/0!
Average					

Emas / Gold (GOL100)
Jakarta Futures Exchange (JFX)

Tanggal (Date)	Bulan (Month)	Maret / March '13			
		Transaksi (kali)		Volume (lot)	Open Interest (lots)
		Frequency (times)		Volume (lots)	
1		23		23	-
4		4		4	-
5		2		2	-
6		2		2	-
7		-		-	-
8		-		-	-
11		-		-	-
8		2		2	-
11		1		2	-
12		-		-	-
13		3		4	-
14		2		4	-
15		3		3	-
18		2		2	-
19		-		-	-
20		-		-	-
21		2		20	-
22		317		317	-
25		4		4	-
26		-		-	-
27		13		203	-
28		108		450	-
Tertinggi High		(28)	317	(28)	450
Rata-Rata Average		44		92	#DIV/0!

Emas / Gold (GOL250)
Jakarta Futures Exchange (JFX)

Tanggal (Date)	Bulan (Month)	Maret / March '13			
		Transaksi (kali)		Volume (lot)	Open Interest (lots)
		Frequency (times)		Volume (lots)	
1		38		88	-
4		604		640	-
5		12		144	-
6		15		122	-
7		12		220	-
8		32		232	-
11		-		-	-
8		32		232	-
11		6		80	-
12		-		-	-
13		35		301	-
14		44		314	-
15		27		119	1
18		8		160	1
19		37		213	-
20		26		68	-
21		48		364	-
22		6		100	-
25		10		64	-
26		18		88	-
27		19		86	-
28		16		80	-
Tertinggi High		(28)	604	(28)	640
Rata-Rata Average		57		168	#DIV/0!

Gulir Emas / Rolling Gold (KGEUSD)
Jakarta Futures Exchange (JFX)

Tanggal (Date)	Bulan (Month)	Maret / March '13			
		Transaksi (kali)		Volume (lot)	Open Interest (lots)
		Frequency (times)		Volume (lots)	
1		3		4	69
4		-		-	-
5		-		-	-
6		-		-	-
7		20		20	69
8		-		-	-
11		-		-	-
8		-		-	-
11		-		-	-
12		-		-	-
13		-		-	-
14		10		150	69
15		6		150	69
18		6		150	69
19		4		90	69
20		-		-	-
21		-		-	-
22		-		-	-
25		-		-	-
26		-		-	-
27		-		-	-
28		-		-	-
Tertinggi High		(28)	20	(28)	150
Rata-Rata Average		8		83	69

Gulir Indeks Emas/Rolling Gold Index (KIE)
Jakarta Futures Exchange (JFX)

Tanggal (Date)	Bulan (Month)			
	Maret / March '13			
	Transaksi (kali) Frequency (times)	Volume (lot) Volume (lots)	Open Interest (lots)	
1	-	-	-	
4	-	-	-	
5	-	-	-	
6	-	-	-	
7	-	-	-	
8	-	-	-	
11	2	10	9	
12	-	-	-	
13	-	-	-	
14	32	610	9	
15	-	-	-	
18	2	10	9	
19	-	-	-	
20	2	10	9	
21	-	-	-	
22	-	-	-	
25	12	600	9	
26	10	500	9	
27	18	322	9	
28	4	100	9	
Tertinggi High	(28) 32	(28) 610	(02) 0	
Terendah Low	(08) 2	(08) 10	(09) 9	
Rata-Rata Average	7	222	#DIV/0!	

Tunda Serah Emas (GOLDID)
Indonesia Commodity & Derivatives Exchange (ICDX)

Tanggal (Date)	Bulan (Month)			
	Maret / March '13			
	Transaksi (kali) Frequency (times)	Volume (lot) Volume (lots)	Open Interest (lots)	
1	2	2	-	
4	2	2	-	
5	-	-	-	
6	2	2	-	
7	-	-	-	
8	1	1	-	
11	-	-	-	
12	-	-	-	
13	9	9	-	
14	2	2	-	
15	3	3	-	
18	5	5	-	
19	4	4	-	
20	2	2	-	
21	1	1	-	
22	5	5	-	
25	5	5	-	
26	9	9	-	
27	4	4	-	
28	2	2	-	
Tertinggi High	(28) 9	(28) 9	(02) 0	
Terendah Low	(08) 1	(08) 1	(09) 0	
Rata-Rata Average	4	4	#DIV/0!	

Tunda Serah Emas (GOLDUD)
Indonesia Commodity & Derivatives Exchange (ICDX)

Tanggal (Date)	Bulan (Month)			
	Maret / March '13			
	Transaksi (kali) Frequency (times)	Volume (lot) Volume (lots)	Open Interest (lots)	
1	45	179	-	
4	4	12	-	
5	20	92	-	
6	16	39	-	
7	12	15	-	
8	48	251	-	
11	5	22	-	
12	17	76	-	
13	14	90	-	
14	18	70	-	
15	2	2	-	
18	12	33	-	
19	24	110	-	
20	17	84	-	
21	34	179	-	
22	33	217	-	
25	-	-	-	
26	52	360	-	
27	38	217	-	
28	48	274	-	
Tertinggi High	(28) 52	(28) 360	(02) 0	
Terendah Low	(08) 2	(08) 2	(09) 0	
Rata-Rata Average	26	136	#DIV/0!	

Gulir Emas / Rolling Gold (KGE)

Jakarta Futures Exchange (JFX)

Tanggal (Date)	Maret / March '13		
	Transaksi (kali)	Volume (lot)	Open Interest (lots)
	Frequency (times)	Volume (lots)	
1	-	-	-
4	-	-	-
5	-	-	-
6	-	-	-
7	-	-	-
8	-	-	-
11	-	-	-
12	-	-	-
13	-	-	-
14	-	-	-
15	-	-	-
18	-	-	-
19	-	-	-
20	-	-	-
21	-	-	-
22	-	-	-
25	-	-	-
26	-	-	-
27	-	-	-
28	-	-	-
Tertinggi High	(28) 0	(28) 0	(02) 0
Terendah Low	(08) 0	(08) 0	(09) 0
Rata-Rata Average	#DIV/0!	#DIV/0!	#DIV/0!

Emas / Gold (GOLDGR)

Indonesia Commodity & Derivatives Exchange (ICDX)

Tanggal (Date)	Maret / March '13		
	Transaksi (kali)	Volume (lot)	Open Interest (lots)
	Frequency (times)	Volume (lots)	
1	2	80	-
4	6	60	-
5	2	120	-
6	33	225	-
7	2	130	-
8	16	282	-
11	4	250	-
12	10	210	-
13	44	416	-
14	12	318	-
15	2	140	-
18	22	418	-
19	22	388	-
20	56	506	-
21	44	420	-
22	14	360	-
25	32	418	-
26	62	828	-
27	72	720	-
28	44	690	-
Tertinggi High	(28) 72	(28) 828	(02) 0
Terendah Low	(08) 2	(08) 60	(09) 0
Rata-Rata Average	25	357	#DIV/0!

5. Jumlah dan Volume Transaksi, *Open Interest* dan Hari Perdagangan Selama Lima Tahun
Frequency and Volume, Open Interest and Trading Days for Five Years

Olein (OLE)
Jakarta Futures Exchange (JFX)

No.	Bulan / Month	Transaksi (Kali)/Frequency (Times)					Volume (lot) /Volume (Lots)					Open Interest pada akhir bulan (lot) / Open Interest at the End of This Month (Lots)					Hari Perdagangan / Trading Days (Days)				
		2008	2009	2010	2011	2012	2008	2009	2010	2011	2012	2008	2009	2010	2011	2012	2008	2009	2010	2011	2012
1	Januari/January	-	6	-	162	479	-	10	-	414	1,384	-	-	-	-	-	19	19	20	21	22
2	Pebruari/February	-	2	-	228	369	-	4	-	532	1,037	-	-	-	-	-	20	20	19	18	21
3	Maret/March	-	2	-	581	445	-	4	-	927	1,411	-	-	-	-	-	20	20	22	23	22
4	April/April	-	2	-	375	729	-	4	-	767	1,981	-	-	-	-	-	21	21	21	20	21
5	Mei/May	15	2	-	572	592	15	4	-	899	1,778	-	-	-	-	-	20	20	21	22	23
6	Juni/June	16	2	-	493	648	16	4	-	837	2,638	-	-	-	-	-	22	22	22	22	21
7	Juli/July	4	-	-	581	643	4	-	-	1,226	2,548	-	-	-	-	-	22	22	22	21	22
8	Agustus/August	42	66	83	410		64	98	156	766		-	-	-	-	-	20	20	22	21	
9	September/September	46	-	191	483		106	-	437	1,234		-	-	-	-	-	18	18	19	22	
10	Oktober /October	74	-	135	414		184	-	389	1,198		-	-	-	-	-	22	22	21	21	
11	Nopember/November	29	-	134	482		69	-	440	1,828		-	-	-	-	-	20	20	21	22	
12	Desember/December	14	-	112	376		14	-	278	1,494		-	-	-	-	-	21	21	21	20	

Olein (OLE10)
Jakarta Futures Exchange (JFX)

No.	Bulan / Month	Transaksi (Kali)/Frequency (Times)					Volume (lot) /Volume (Lots)					Open Interest pada akhir bulan (lot) / Open Interest at the End of This Month (Lots)					Hari Perdagangan / Trading Days (Days)				
		2008	2009	2010	2011	2012	2008	2009	2010	2011	2012	2008	2009	2010	2011	2012	2008	2009	2010	2011	2012
1	Januari/January	-	-	-	-	268	-	-	-	-	268	-	-	-	-	-	-	-	-	21	22
2	Pebruari/February	-	-	-	-	382	-	-	-	-	462	-	-	-	-	-	-	-	-	18	21
3	Maret/March	-	-	-	-	985	-	-	-	-	1,354	-	-	-	-	-	-	-	-	23	22
4	April/April	-	-	-	-	798	-	-	-	-	978	-	-	-	-	-	-	-	-	20	21
5	Mei/May	-	-	-	-	718	-	-	-	-	896	-	-	-	-	-	-	-	-	22	23
6	Juni/June	-	-	-	-	627	-	-	-	-	834	-	-	-	-	-	-	-	-	22	21
7	Juli/July	-	-	-	-	361	-	-	-	-	564	-	-	-	-	-	-	-	-	21	22
8	Agustus/August	-	-	-	-	-	-	-	-	-	-	-	-	-	-	-	-	-	-	21	-
9	September/September	-	-	-	-	-	-	-	-	-	-	-	-	-	-	-	-	-	-	22	-
10	Oktober /October	-	-	-	-	-	-	-	-	-	-	-	-	-	-	-	-	-	-	21	-
11	Nopember/November	-	-	-	-	-	-	-	-	-	-	-	-	-	-	-	-	-	-	22	-
12	Desember/December	-	-	-	264	-	-	-	-	380	-	-	-	-	-	-	-	-	-	20	-

RBD PALM OLEIN (OLEINTR)
Indonesia Commodity & Derivatives Exchange (ICDX)

No.	Bulan / Month	Transaksi (Kali)/Frequency (Times)					Volume (lot) /Volume (Lots)					Open Interest pada akhir bulan (lot) / Open Interest at the End of This Month (Lots)					Hari Perdagangan / Trading Days (Days)				
		2008	2009	2010	2011	2012	2008	2009	2010	2011	2012	2008	2009	2010	2011	2012	2008	2009	2010	2011	2012
1	Januari/January	-	-	-	-	1,147	-	-	-	-	1,429	-	-	-	-	-	-	-	-	-	20
2	Pebruari/February	-	-	-	-	412	-	-	-	-	463	-	-	-	-	-	-	-	-	-	21
3	Maret/March	-	-	-	-	102	-	-	-	-	159	-	-	-	-	-	-	-	-	-	22
4	April/April	-	-	-	-	132	-	-	-	-	141	-	-	-	-	-	-	-	-	-	20
5	Mei/May	-	-	-	-	75	-	-	-	-	80	-	-	-	-	-	-	-	-	-	23
6	Juni/June	-	-	-	-	75	-	-	-	-	76	-	-	-	-	-	-	-	-	-	23
7	Juli/July	-	-	-	-	151	-	-	-	-	158	-	-	-	-	-	-	-	-	-	22
8	Agustus/August	-	-	-	-	-	-	-	-	-	-	-	-	-	-	-	-	-	-	-	-
9	September/September	-	-	-	-	-	-	-	-	-	-	-	-	-	-	-	-	-	-	-	-
10	Oktober /October	-	-	-	-	-	-	-	-	-	-	-	-	-	-	-	-	-	-	-	-
11	Nopember/November	-	-	-	-	-	-	-	-	-	-	-	-	-	-	-	-	-	-	-	-
12	Desember/December	-	-	-	1,340	-	-	-	-	-	-	-	-	-	-	-	-	-	-	22	-

Crude Palm Oil (CPOTR)

Indonesia Commodity & Derivatives Exchange (ICDX)

No.	Bulan / Month	Transaksi (Kali)/Frequency (Times)					Volume (lot) /Volume (Lots)					Open Interest pada akhir bulan (lot) / Open Interest at the End of This Month (Lots)					Hari Perdagangan / Trading Days (Days)				
		2008	2009	2010	2011	2012	2008	2009	2010	2011	2012	2008	2009	2010	2011	2012	2008	2009	2010	2011	2012
1	Januari/January	-	-	-	11,233	23,091	-	-	-	42,734	62,550	-	-	-	-	-	-	-	-	21	20
2	Pebruari/February	-	-	-	9,314	24,920	-	-	-	41,249	63,681	-	-	-	-	-	-	-	-	17	21
3	Maret/March	-	-	-	14,623	26,098	-	-	-	53,366	70,885	-	-	-	-	-	-	-	-	23	22
4	April/April	-	-	-	13,521	27,884	-	-	-	46,543	66,325	-	-	-	-	-	-	-	-	20	20
5	Mei/May	-	-	-	11,492	29,663	-	-	-	53,018	70,602	-	-	-	-	-	-	-	-	22	23
6	Juni/June	-	-	-	11,519	34,535	-	-	-	55,099	73,589	-	-	-	-	-	-	-	-	22	21
7	Juli/July	-	-	-	12,458	32,752	-	-	-	63,061	74,148	-	-	-	-	-	-	-	-	21	22
8	Agustus/August	-	-	-	15,293		-	-	-	56,212		-	-	-	-	-	-	-	-	23	
9	September/September	-	-	-	22,371		-	-	-	78,660		-	-	-	-	-	-	-	-	22	
10	Oktober /October	-	-	-	35,429		-	-	-	99,976		-	-	-	-	-	-	-	-	21	
11	Nopember/November	-	-	-	38,422		-	-	-	102,560		-	-	-	-	-	-	-	-	22	
12	Desember/December	-	-	-	31,436		-	-	-	79,287		-	-	-	-	-	-	-	-	22	

Kakao / Cocoa (CC5)
Jakarta Futures Exchange (JFX)

No.	Bulan / Month	Transaksi (Kali)/Frequency (Times)					Volume (lot) /Volume (Lots)					Open Interest pada akhir bulan (lot) / Open Interest at the End of This Month (Lots)					Hari Perdagangan / Trading Days (Days)				
		2008	2009	2010	2011	2012	2008	2009	2010	2011	2012	2008	2009	2010	2011	2012	2008	2009	2010	2011	2012
1	Januari/January	-	-	-	-	2,205	-	-	-	-	3,520	-	-	-	-	-	-	-	-	-	22
2	Pebruari/February	36	109	133	226	81	40	223	133	602	1,001	-	1	-	-	-	20	20	19	18	21
3	Maret/March	-	-	-	-	4,099	-	-	-	-	4,187	-	-	-	-	-	-	-	-	-	22
4	April/April	-	-	-	-	3,003	-	-	-	-	4,785	-	-	-	-	-	-	-	-	-	21
5	Mei/May	-	-	-	-	3,338	-	-	-	-	3,665	-	-	-	-	-	-	-	-	-	23
6	Juni/June	-	-	-	-	3,512	-	-	-	-	3,682	-	-	-	-	-	-	-	-	-	21
7	Juli/July	-	-	-	-	3,362	-	-	-	-	3,837	-	-	-	-	-	-	-	-	-	22
8	Agustus/August	-	-	-	-	-	-	-	-	-	-	-	-	-	-	-	-	-	-	-	-
9	September/September	-	-	-	-	-	-	-	-	-	-	-	-	-	-	-	-	-	-	-	-
10	Oktober /October	-	-	-	-	-	-	-	-	-	-	-	-	-	-	-	-	-	-	-	-
11	Nopember/November	-	-	-	-	-	-	-	-	-	-	-	-	-	-	-	-	-	-	-	-
12	Desember/December	-	-	-	618	-	-	-	-	1,659	-	-	-	-	-	-	-	-	-	20	-

Emas / Gold (GOL)
Jakarta Futures Exchange (JFX)

No.	Bulan / Month	Transaksi (Kali)/Frequency (Times)					Volume (lot) /Volume (Lots)					Open Interest pada akhir bulan (lot) / Open Interest at the End of This Month (Lots)					Hari Perdagangan / Trading Days (Days)				
		2008	2009	2010	2011	2012	2008	2009	2010	2011	2012	2008	2009	2010	2011	2012	2008	2009	2010	2011	2012
1	Januari/January	96	106	173	172	106	96	208	173	336	1,021	-	-	-	-	-	20	19	20	21	22
2	Pebruari/February	36	109	133	226	81	40	223	133	602	1,001	-	1	-	-	-	20	20	19	18	21
3	Maret/March	-	126	148	242	189	-	249	148	557	1,364	-	1	-	-	-	17	20	22	23	22
4	April/April	-	112	140	208	140	-	222	140	580	1,470	-	-	-	-	-	22	21	21	20	21
5	Mei/May	-	127	131	181	98	-	246	135	390	1,144	-	-	-	-	-	20	20	21	22	23
6	Juni/June	-	177	150	188	122	-	326	155	548	2,166	-	-	-	-	-	21	22	22	22	21
7	Juli/July	-	50	158	202	160	-	78	166	800	1,972	-	-	-	-	-	22	22	22	21	22
8	Agustus/August	-	137	206	128		-	260	266	398		-	-	-	-	-	20	20	22	21	
9	September/September	-	152	289	190		-	303	489	928		-	-	17	-	-	20	18	19	22	
10	Oktober /October	-	198	245	224		-	379	485	1,092		-	-	-	-	-	20	22	21	21	
11	Nopember/November	78	190	205	143		177	345	471	1,997		-	-	-	-	-	20	20	21	22	
12	Desember/December	166	118	181	106		230	250	333	946		-	-	-	15	-	19	21	21	20	

Emas / Gold (GOL100)
Jakarta Futures Exchange (JFX)

No.	Bulan / Month	Transaksi (Kali)/Frequency (Times)					Volume (lot) /Volume (Lots)					Open Interest pada akhir bulan (lot) / Open Interest at the End of This Month (Lots)					Hari Perdagangan / Trading Days (Days)				
		2008	2009	2010	2011	2012	2008	2009	2010	2011	2012	2008	2009	2010	2011	2012	2008	2009	2010	2011	2012
1	Januari/January	-	-	-	-	-	-	-	-	-	-	-	-	-	-	-	-	-	-	-	-
2	Pebruari/February	-	-	-	-	-	-	-	-	-	-	-	-	-	-	-	-	-	-	-	-
3	Maret/March	-	-	-	-	-	-	-	-	-	-	-	-	-	-	-	-	-	-	-	-
4	April/April	-	-	-	-	-	-	-	-	-	-	-	-	-	-	-	-	-	-	-	-
5	Mei/May	-	-	-	-	-	-	-	-	-	-	-	-	-	-	-	-	-	-	-	-
6	Juni/June	-	-	-	-	-	-	-	-	-	-	-	-	-	-	-	-	-	-	-	-
7	Juli/July	-	-	-	-	115	-	-	-	-	578	-	-	-	-	-	-	-	-	-	22
8	Agustus/August	-	-	-	-	-	-	-	-	-	-	-	-	-	-	-	-	-	-	-	-
9	September/September	-	-	-	-	-	-	-	-	-	-	-	-	-	-	-	-	-	-	-	-
10	Oktober /October	-	-	-	-	-	-	-	-	-	-	-	-	-	-	-	-	-	-	-	-
11	Nopember/November	-	-	-	-	-	-	-	-	-	-	-	-	-	-	-	-	-	-	-	-
12	Desember/December	-	-	-	-	-	-	-	-	-	-	-	-	-	-	-	-	-	-	-	-

Emas / Gold (GOL250)
Jakarta Futures Exchange (JFX)

No.	Bulan / Month	Transaksi (Kali)/Frequency (Times)					Volume (lot) /Volume (Lots)					Open Interest pada akhir bulan (lot) / Open Interest at the End of This Month (Lots)					Hari Perdagangan / Trading Days (Days)				
		2008	2009	2010	2011	2012	2008	2009	2010	2011	2012	2008	2009	2010	2011	2012	2008	2009	2010	2011	2012
1	Januari/January	-	-	-	599	449	-	-	-	1,427	2,007	-	-	-	-	-	-	-	-	21	22
2	Pebruari/February	-	-	-	470	395	-	-	-	1,369	2,047	-	-	-	-	-	-	-	-	18	21
3	Maret/March	-	-	-	386	534	-	-	-	977	2,043	-	-	-	-	-	-	-	-	23	22
4	April/April	-	-	-	356	639	-	-	-	982	2,143	-	-	-	-	-	-	-	-	20	21
5	Mei/May	-	-	-	293	817	-	-	-	1,103	1,144	-	-	-	-	-	-	-	-	22	23
6	Juni/June	-	-	-	331	374	-	-	-	1,206	2,678	-	-	-	-	-	-	-	-	22	21
7	Juli/July	-	-	-	343	1,301	-	-	-	1,648	3,463	-	-	-	-	-	-	-	-	21	22
8	Agustus/August	-	-	-	255		-	-	-	1,144		-	-	-	-	-	-	-	-	21	
9	September/September	-	-	-	432		-	-	-	2,312		-	-	-	-	-	-	-	-	22	
10	Oktober /October	-	-	-	557		-	-	-	2,360		-	-	-	-	-	-	-	-	21	
11	Nopember/November	-	-	-	487		-	-	-	2,324		-	-	-	-	-	-	-	-	22	
12	Desember/December	-	-	-	537		-	-	-	2,347		-	-	-	-	-	-	-	-	20	

Emas / Gold (GOLDGR)

Indonesia Commodity & Derivatives Exchange (ICDX)

No.	Bulan / Month	Transaksi (Kali)/Frequency (Times)					Volume (lot) /Volume (Lots)					Open Interest pada akhir bulan (lot) / Open Interest at the End of This Month (Lots)					Hari Perdagangan / Trading Days (Days)				
		2008	2009	2010	2011	2012	2008	2009	2010	2011	2012	2008	2009	2010	2011	2012	2008	2009	2010	2011	2012
1	Januari/January	-	-	-	235	43	-	-	-	780	235	-	-	-	-	-	-	-	-	21	20
2	Pebruari/February	-	-	-	221	101	-	-	-	630	397	-	-	-	-	-	-	-	-	17	21
3	Maret/March	-	-	-	461	32	-	-	-	1,265	348	-	-	-	-	-	-	-	-	23	22
4	April/April	-	-	-	432	61	-	-	-	1,284	397	-	-	-	-	-	-	-	-	18	20
5	Mei/May	-	-	-	1,143	62	-	-	-	2,264	466	-	-	-	-	-	-	-	-	22	23
6	Juni/June	-	-	-	551	91	-	-	-	1,107	625	-	-	-	-	-	-	-	-	22	21
7	Juli/July	-	-	-	479	118	-	-	-	882	579	-	-	-	-	-	-	-	-	21	22
8	Agustus/August	-	-	-	728		-	-	-	1,903		-	-	-	-	-	-	-	-	23	
9	September/September	-	-	-	231		-	-	-	618		-	-	-	-	-	-	-	-	22	
10	Oktober /October	-	-	-	266		-	-	-	989		-	-	-	-	-	-	-	-	21	
11	Nopember/November	-	-	-	178		-	-	-	668		-	-	-	-	-	-	-	-	22	
12	Desember/December	-	-	-	86		-	-	-	419		-	-	-	-	-	-	-	-	22	

Gulir Emas / Rolling Gold (KGE)
Jakarta Futures Exchange (JFX)

No.	Bulan / Month	Transaksi (Kali)/Frequency (Times)					Volume (lot) /Volume (Lots)					Open Interest pada akhir bulan (lot) / Open Interest at the End of This Month (Lots)					Hari Perdagangan / Trading Days (Days)				
		2008	2009	2010	2011	2012	2008	2009	2010	2011	2012	2008	2009	2010	2011	2012	2008	2009	2010	2011	2012
1	Januari/January	-	-	-	-	-	-	-	-	-	-	-	-	-	-	-	20	19	20	21	22
2	Pebruari/February	-	-	-	-	-	-	-	-	-	-	-	-	-	-	-	20	20	19	18	21
3	Maret/March	-	-	-	-	2	-	-	-	-	2	-	-	-	-	-	17	20	22	23	22
4	April/April	-	-	-	-	56	-	-	-	-	1,918	-	-	-	-	-	22	21	21	20	21
5	Mei/May	-	-	-	-	38	-	-	-	-	1,940	-	-	-	-	-	20	20	21	22	23
6	Juni/June	334	-	-	-	66	328	-	-	-	1,066	-	-	-	-	-	21	22	22	22	22
7	Juli/July	296	-	-	-	79	695	-	-	-	2,523	-	-	-	-	-	22	22	22	21	22
8	Agustus/August	422	-	1	-	-	422	-	1	-	-	-	-	-	-	-	20	20	22	21	-
9	September/September	342	-	140	-	-	436	-	172	-	-	-	-	-	-	-	20	18	19	22	-
10	Oktober /October	588	-	100	-	-	3,060	-	100	-	-	-	-	-	-	-	20	22	21	21	-
11	Nopember/November	66	-	10	-	-	66	-	20	-	-	-	-	-	-	-	20	20	21	22	-
12	Desember/December	16	-	-	-	-	96	-	-	-	-	-	-	-	-	-	19	21	21	20	-

Gulir Emas / Rolling Gold (KGEUSD)
Jakarta Futures Exchange (JFX)

No.	Bulan / Month	Transaksi (Kali)/Frequency (Times)					Volume (lot) /Volume (Lots)					Open Interest pada akhir bulan (lot) / Open Interest at the End of This Month (Lots)					Hari Perdagangan / Trading Days (Days)				
		2008	2009	2010	2011	2012	2008	2009	2010	2011	2012	2008	2009	2010	2011	2012	2008	2009	2010	2011	2012
1	Januari/January	-	-	180	163	68	-	-	224	910	1,488	-	-	21	-	-	-	19	20	21	22
2	Pebruari/February	-	29	60	126	92	-	63	73	730	1,590	-	5	11	-	-	-	20	19	18	21
3	Maret/March	-	55	-	138	50	-	81	-	836	1,100	-	6	11	-	-	-	20	22	23	22
4	April/April	-	62	-	150	101	-	95	-	941	1,072	-	2	11	-	-	-	21	21	20	21
5	Mei/May	-	108	-	147	266	-	143	-	928	1,805	-	5	11	-	-	-	20	21	22	23
6	Juni/June	-	100	-	150	67	-	104	-	940	631	-	3	11	-	-	-	22	22	22	21
7	Juli/July	-	68	-	132	27	-	70	-	1,171	533	-	3	11	13	-	-	22	22	21	22
8	Agustus/August	-	61	-	79		-	50	-	1,162		-	5	11	36	-	-	20	22	21	
9	September/September	-	168	164	72		-	178	962	1,170		-	6	21	80	-	-	18	19	22	
10	Oktober /October	-	371	170	82		-	398	954	1,062		-	15	-	82	-	-	22	21	21	
11	Nopember/November	-	341	163	64		-	384	910	1,176		-	5	-	82	-	-	20	21	22	
12	Desember/December	-	469	163	70		-	672	910	1,589		-	53	-	-	-	-	21	21	20	

Gulir Indeks Emas/Rolling Gold Index (KIE)
Jakarta Futures Exchange (JFX)

No.	Bulan / Month	Transaksi (Kali)/Frequency (Times)					Volume (lot) /Volume (Lots)					Open Interest pada akhir bulan (lot) / Open Interest at the End of This Month (Lots)					Hari Perdagangan / Trading Days (Days)				
		2008	2009	2010	2011	2012	2008	2009	2010	2011	2012	2008	2009	2010	2011	2012	2008	2009	2010	2011	2012
1	Januari/January	188	210	44	107	171	5,330	471	729	863	2,122	4,434	1,250	1,302	60	246	20	19	20	21	22
2	Pebruari/February	125	154	19	118	146	2,210	438	297	898	1,810	3,187	1,253	1,062	87	-	20	20	19	18	21
3	Maret/March	226	124	2	158	142	1,840	317	8	1,425	2,206	4,107	1,192	1,054	92	-	17	20	22	23	22
4	April/April	263	172	7	97	281	5,070	503	19	844	2,653	4,062	1,131	1,035	119	14	22	21	21	20	21
5	Mei/May	1,816	106	20	108	146	2,267	213	365	1,075	2,388	4,076	1,149	1,292	119	14	20	20	21	22	23
6	Juni/June	4,521	132	11	109	147	4,521	580	209	1,073	2,398	1,645	1,162	1,086	121	14	21	22	22	22	21
7	Juli/July	137	150	6	157	119	1,799	767	55	1,705		1,082	1,148	1,034	121		22	22	22	21	22
8	Agustus/August	156	80	6	234		1,713	333	17	2,529		1,331	1,353	1,040	140		20	20	22	21	
9	September/September	326	86	86	216		4,077	500	422	2,480		2,451	1,258	1,040	154		20	18	19	22	
10	Oktober /October	564	229	92	242		7,142	2,356	542	2,907		1,184	1,347	50	154		20	22	21	21	
11	Nopember/November	542	138	157	206		8,218	974	984	2,464		1,218	1,335	-	158		20	20	21	22	
12	Desember/December	539	43	126	176		900	253	809	2,116		1,205	1,335	-	-		19	21	21	20	

Tunda Serah Emas (GOLDID)
Indonesia Commodity & Derivatives Exchange (ICDX)

No.	Bulan / Month	Transaksi (Kali)/Frequency (Times)					Volume (lot) /Volume (Lots)					Open Interest pada akhir bulan (lot) / Open Interest at the End of This Month (Lots)					Hari Perdagangan / Trading Days (Days)				
		2008	2009	2010	2011	2012	2008	2009	2010	2011	2012	2008	2009	2010	2011	2012	2008	2009	2010	2011	2012
1	Januari/January	-	-	-	-	394	-	-	-	-	911	-	-	-	-	-	-	-	-	-	20
2	Pebruari/February	-	-	-	-	259	-	-	-	-	488	-	-	-	-	-	-	-	-	-	21
3	Maret/March	-	-	-	-	300	-	-	-	-	569	-	-	-	-	-	-	-	-	-	22
4	April/April	-	-	-	187	282	-	-	-	2,139	472	-	-	-	-	-	-	-	-	18	20
5	Mei/May	-	-	-	235	245	-	-	-	1,011	509	-	-	-	-	-	-	-	-	22	23
6	Juni/June	-	-	-	298	233	-	-	-	630	669	-	-	-	-	-	-	-	-	22	21
7	Juli/July	-	-	-	199	129	-	-	-	418	276	-	-	-	-	-	-	-	-	21	22
8	Agustus/August	-	-	-	435		-	-	-	1,251		-	-	-	-	-	-	-	-	23	
9	September/September	-	-	-	241		-	-	-	639		-	-	-	-	-	-	-	-	22	
10	Oktober /October	-	-	-	78		-	-	-	217		-	-	-	-	-	-	-	-	21	
11	Nopember/November	-	-	-	117		-	-	-	355		-	-	-	-	-	-	-	-	22	
12	Desember/December	-	-	-	212		-	-	-	355		-	-	-	-	-	-	-	-	22	

Tunda Serah Emas (GOLDUD)
Indonesia Commodity & Derivatives Exchange (ICDX)

No.	Bulan / Month	Transaksi (Kali)/Frequency (Times)					Volume (lot) /Volume (Lots)					Open Interest pada akhir bulan (lot) / Open Interest at the End of This Month (Lots)					Hari Perdagangan / Trading Days (Days)				
		2008	2009	2010	2011	2012	2008	2009	2010	2011	2012	2008	2009	2010	2011	2012	2008	2009	2010	2011	2012
1	Januari/January	-	-	-	-	1,173	-	-	-	-	4,687	-	-	-	-	-	-	-	-	-	20
2	Pebruari/February	-	-	-	-	3,496	-	-	-	-	10,596	-	-	-	-	-	-	-	-	-	21
3	Maret/March	-	-	-	-	2,222	-	-	-	-	8,713	-	-	-	-	-	-	-	-	-	22
4	April/April	-	-	-	492	5,575	-	-	-	9,845	17,994	-	-	-	-	-	-	-	-	18	20
5	Mei/May	-	-	-	1,084	3,275	-	-	-	21,456	14,333	-	-	-	-	-	-	-	-	22	23
6	Juni/June	-	-	-	1,118	2,233	-	-	-	6,499	10,052	-	-	-	-	-	-	-	-	22	21
7	Juli/July	-	-	-	1,843	2,602	-	-	-	5,719	11,654	-	-	-	-	-	-	-	-	21	22
8	Agustus/August	-	-	-	2,026		-	-	-	8,804		-	-	-	-	-	-	-	-	23	
9	September/September	-	-	-	1,194		-	-	-	4,192		-	-	-	-	-	-	-	-	22	
10	Oktober /October	-	-	-	1,323		-	-	-	3,007		-	-	-	-	-	-	-	-	21	
11	Nopember/November	-	-	-	3,396		-	-	-	13,035		-	-	-	-	-	-	-	-	22	
12	Desember/December	-	-	-	1,312		-	-	-	6,391		-	-	-	-	-	-	-	-	22	

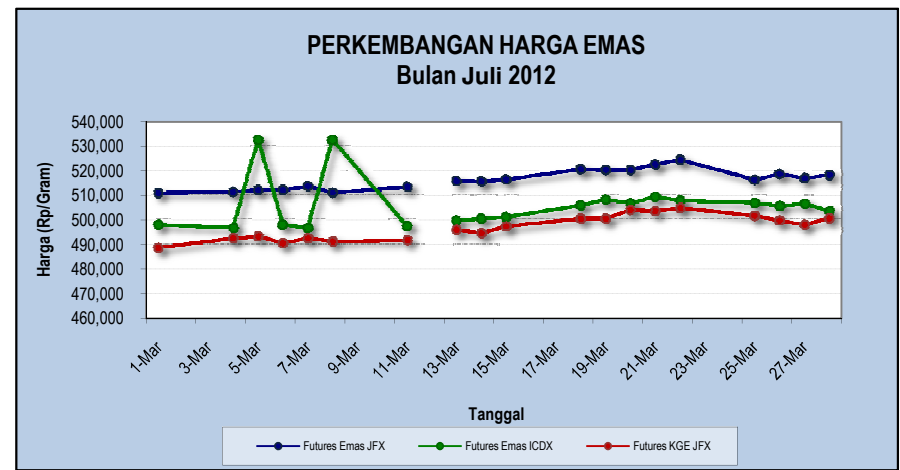
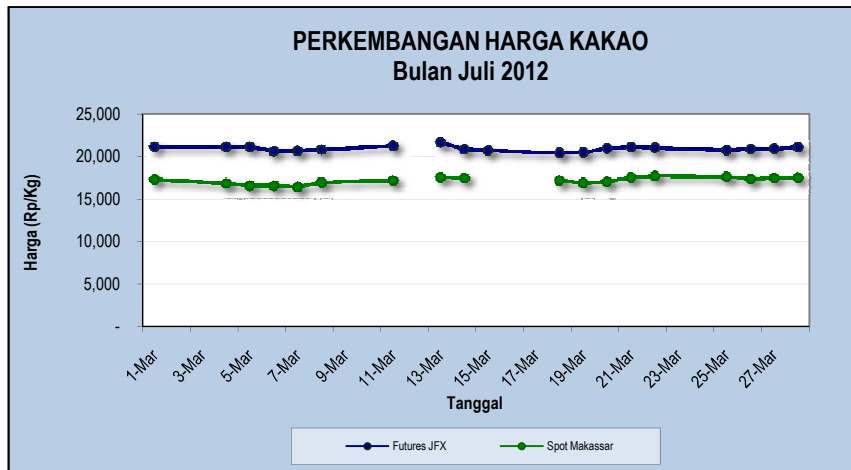
6. Harga Komoditi
Di Pasar Spot Lokal dan Internasional
Prices of Commodities at Local Spots and International Markets

Maret / Maret 2013																								
NO.	KOMODITAS	PASAR	BULAN PENYERAHAN	TANGGAL																		Rata2 bulan ini	Rata2 bulan lalu	Perubahan
				1	4	5	6	7	8	11	13	14	18	19	20	21	22	25	26	27	28			
1.	Minyak Kelapa Sawit	Rotterdam (US\$/Ton)	Mar'13	845.0	840.0	870.0	870.0	870.0	865.0	857.5	845.0	840.0	850.0	832.5	835.0	840.0	860.0	865.0	862.5	852.5	852.5	852.97	861.67	(8.7)
			Apr'13/Jun'13	850.0	840.0	870.0	870.0	865.0	865.0	852.5	842.5	835.0	845.0	832.5	842.5	847.5	860.0	870.0	7,856	852.5	857.5	852.79	883.13	(30.34)
			Jul'13/Sep'13	852.5	842.5	870.0	870.0	865.0	7,835	7,761	842.5	835.0	835.0	832.5	835.0	835.0	835.0	835.0	7,856	857.5	857.5	852.5	863.33	(10.83)
		Medan (Rp/Kg)	SPOT	7,856	7,599	7,899	7,883	7,892	7,835	7,761	7,644	7,599	7,710	7,526	7,565	7,617	7,830	7,868	7,856	7,641	7,711	7738.44	7920.6	(182.16)
2.	Olein	Rotterdam (US\$/Ton)	Mar'13	812.5	807.5	815.0	817.5	815.0	830.0	815.0	815.0	805.0	812.5	795.0	805.0	815.0	815.0	830.0	825.0	825.0	818.75	847.71	(28.96)	16.07
			Apr'13/Jun'13	817.5	807.5	817.5	817.5	815.0	827.5	815.0	815.0	805.0	797.5	795.0	805.0	815.0	815.0	830.0	825.0	825.0	814.38	1453.33	(638.95)	26.19
			Jul'13/Sep'13	820.0	807.5	817.5	820.0	817.5	827.5	815.0	805.0	812.5	797.5	810.0	820.0	822.5	835.0	830.0	825.0	825.0	818.13	860.45	(42.32)	458.42
		Jakarta (Rp/Kg)	SPOT	8,135.0	8,100.0	7,905.0	8,090.0	8,060.0	8,080.0	8,080.0	8,065.0	8,095.0	8,090.0	8,120.0	8,120.0	8,155.0	8,200.0	8,175.0	8,155.0	8,155.0	8104.71	8437.33	(332.62)	(332.62)
3.	Minyak Kelapa	Rotterdam (US\$/Ton)	Mar'13/Apr'13	835.0	845.0	835.0	825.0	835.0	830.0	830.0	820.0	810.0	830.0	825.0	815.0	820.0	810.0	820.0	825.0	815.0	826.43	864.67	(38.24)	
			Apr'13/Mei'13	845.0	845.0	845.0	835.0	835.0	840.0	835.0	830.0	830	815.0	830	810.0	800.0	810.0	815.0	810.0	805.0	825.0	874.64	(49.64)	
			Mei'13/Jun'13	850	860	855	835	845	865	845	840	830	825	815	820	810	820	825	815	815	833.53	863.75	(30.22)	12.6
		Bitung (Rp/Kg)	SPOT	7,722.0	7,841.0	7,744.0	7,631.0	7,730.0	7,681.0	7,689.0	7,595.0	7,509.0	7,548.0	7,463.0	7,515.0	7,430.0	7,516.0	7,579.0	7,514.0	7,460.0	7598.06	7940.87	(342.81)	
4.	Kakao	New York (US\$/Ton)	Mei'13	2,135	2,082	2,056	2,059	2,042	2,062	2,120	2,158	2,147	2,115	2,088	2,099	2,152	2,166	2,159	2,130	2,146	2,150	2114.78	2180.73	(65.95)
			Juli'13	2,143	2,092	2,068	2,070	2,053	2,073	2,130	2,168	2,158	2,129	2,104	2,114	2,165	2,179	2,172	2,145	2,160	2,163	2,127	2190.4	(63.4)
			Sep'13	2,151	2,102	2,080	2,083	2,067	2,086	2,142	2,179	2,169	2,143	2,116	2,127	2,178	2,191	2,183	2,155	2,171	2,175	2138.78	2150.6	(11.82)
		Makassar (Rp/Kg)	SPOT	17,275	16,807	16,557	16,553	16,407	16,915	17,148	17,534	17,436	17,152	16,867	17,006	17,526	17,693	17,598	17,346	17,466	17,494	17154.44	17,640	(485.56)

Sambungan / Continued

Maret /Maret 2013																								
NO.	KOMODITAS	PASAR	BULAN PENYERAHAN	TANGGAL																		Rata2 bulan ini	Rata2 bulan lalu	Perubahan
				1	4	5	6	7	8	11	13	14	18	19	20	21	22	25	26	27	28			
5.	Kopi Arabika	New York (Sen US\$/Lbs)	Mar'13	142.65	142.5	145.95	140.5	140.6	142.45	143.35	141.65	140.05	136.5	133.15	133.15	133.15	135.3	135.6	137.6	136.6	139.2	142.55	(3.35)	
			Mei'13	143.2	143.35	146.65	141.15	141.25	143.1	144.05	142.35	140.6	137.5	134.35	133.1	133.6	133.75	135.3	135.6	137.6	136.6	139.06	144.78	(5.72)
			Juli'13	145.9	146.0	149.2	143.75	143.95	145.8	146.75	145.0	143.25	140.25	137.1	135.9	136.6	136.45	137.95	138.2	140.05	139.2	141.74	147.49	(5.75)
6.	Kopi Robusta	London (US\$/Ton)	Mar'13	2,058	2,072	2,071	2,050	2,085	2,123	2,151	2,161	2,163	2,192	2,145	2,124	2,105	2,112	2,095	2,074	2,057	2,023	2098.18	1935.46	162.72
			Mei'13	2,108	2,115	2,122	2,090	2,113	2,154	2,181	2,206	2,203	2,192	2,176	2,155	2,152	2,153	2,139	2,118	2,090	2,054	2140.06	1951.2	188.86
			Juli'13	2,120	2,123	2,132	21	2,120	2,146	2,175	2,208	2,207	2,194	2,179	2,158	2,152	2,155	2,140	2,123	2,102	2,071	2029.22	1954.53	74.69
		B. Lampung (Rp/Kg)	SPOT	18,662	19,596	20,092	19,107	19,107	19,561	19,314	20,207	18,847	19,864	19,517	19,272	20,215	19,269	19,490	20,386	19,333	19,169	19,462	18,227	1,235.8
7.	Karet	Singapore(TSR-20)	Maret'13	295.5	295.5	285.2	288.5	288.4	288.0	290.5	278.3	274.3	277.5	271.7	274.8	279.6	277.6	276.4	279.0	278.1	277.5	295.5	306.25	(10.75)
			April'13	291.0	285.5	285.2	288.5	288.4	288.0	290.5	278.3	274.3	277.5	271.7	274.8	279.6	277.6	276.4	279.0	278.1	277.5	281.22	305.01	(23.79)
			Mei'13	26413.0	26532.0	27339.0	288.2	288.3	288.1	290.5	278.7	273.2	277.0	271.6	273.5	279.3	277.4	276.0	277.3	603.75	273.8	301.11	29121.93	-
		Palembang (Rp/Kg)	SPOT	26,413	26,532	27,339	27,605	27,627	27,562	27,805	26,650	26,276	26,627	26,029	26,378	26,853	26,706	26,548	26,847	26,705	26,630	26840.67	29121.93	(2281.26)
8.	Jagung	Chicago (Sen US\$/Bushel)	Mar'13	719.5	724.25	723.00	732.00	708.00	711.5	725.25	741.00	741.25	717.00	720.00	728.5	732.5	733.00	726.25	733.25	730.25	735.25	725.08	711.65	13.43
			Mei'13	703.5	708.5	703.25	709.00	688.5	691.25	703.5	714.25	710.25	717.00	720.00	728.5	732.5	733.00	726.25	733.25	730.25	735.25	716.00	709.2	6.8
			Juli'13	684.75	687.00	681.75	686.00	671.75	672.5	680.5	693.75	692.25	700.25	703.25	712.00	717.25	717.25	708.5	715.25	712.25	716.00	697.35	698.2	(0.85)
		B. Lampung (Rp/Kg)	SPOT	2,088	2,106	2,103	2,121	2,064	2,071	2,105	2,145	2,147	2,091	2,095	2,120	2,131	2,136	2,116	2,137	2,125	2,136	2113.17	2069.93	43.24
9.	Lada Putih Muntok	London (US\$/Ton)	SPOT	10,300	10,250	10,250	10,250	10,250	10,250	9,850	9,850	9,850	9,850	9,850	9,850	9,850	9,850	9,600	9,600	9,600	9,600	9930.56	9763.33	167.23
		Mar'13	87,834	87634.00	9,650	9,650	9,650	9,650	9,650	9,650	9,650	9,650	9,650	9,650	9,650	9,650	9,650	9,450	9,450	9,450	9,450	9,600	84266.4	-
		Pangkal Pinang (Rp/Kg)	SPOT	87,834	87,634	87,643	87,470	87,571	87,489	83,991	84,079	84,122	84,253	84,140	84,297	84,323	84,472	82,146	82,291	82,120	82,069	84885.78	84266.4	619.38
10.	Lada Hitam ASTA	London (US\$/Ton)	SPOT	7000.00	7500.00	7500.00	7500.00	7500.00	7500.00	7250.00	7250.00	7250.00	7250.00	7250.00	7250.00	7250.00	7250.00	7100.00	7100.00	7100.00	7100.00	7272.22	6,875.00	397.22
		Mar'13	7000.00	6800.00	6800.00	6800.00	6800.00	6800.00	6900.00	6900.00	6900.00	6900.00	6900.00	6900.00	6900.00	6900.00	6900.00	6850.00	6850.00	6,850	6,850	6858.82	6,875.0	-
		B.Lampung (Rp/Kg)	SPOT	51,993	55,959	55,965	55,855	55,919	55,867	53,957	54,013	54,041	54,124	54,052	54,152	54,169	54,264	53,029	53,122	53,013	52,980	54248.56	51865.87	2382.69

7. Grafik Perkembangan Harga Komoditi *Historical Commodity Price Charts*



8. Rekapitulasi Penyelenggaraan Pasar Lelang *Auction Market Activities Recapitulation*

Maret /Maret 2013

NO	TANGGAL	PENYELENGGARA	TRANSAKSI	KOMODITI	JUMLAH PENJUAL	JUMLAH PEMBELI
1	#####	Manado, Sulawesi Utara	Rp 11,756,200,000	Beras, bbit ikan, daging ayam, dodol, gula merah, ikan, jagung, oakan ternak, salak, telur bebek, udang	12	2
2	#####	Bandung, Jawa Barat	Rp 12,585,250,000	Beras, bawang merah, ikan, jagung, jambu, kentang, kubis/kol, tepung, tomat	18	4
3	#####	NTB	Rp 1,019,900,000	Cengkeh, gula aren, jagung, kacang koro, kubis/kol, nangka, rumput laut, sarang burung sriti, sarang burung walet	20	5
4	#####	Padang, Sumatera Barat	Rp 365,192,000	Beras, buah-buahan, emping, makanan ringan, makanan lain, minyak kelapa, serundeng	49	13
5	#####	Yogyakarta	Rp 1,066,000,000	Kangkung, kacang koro	11	1
6	#####	Kendari, Sulawesi Tenggara	Rp 2,075,850,000	Abon, ikan, jagung, kue baruasa, rumput laut, sagu, udang	11	6
7	#####	Semarang, Jawa Tengah	Rp 2,714,000,000	Beras, bawang merah, ikan, jagung, jambu, kentang, kubis/kol, tepung, tomat	49	13
6	#####	Surabaya, Jawa Timur	Rp 4,082,100,000	Arang, bawang merah, beras, beras ketan, brokoli, cabe, coklat, jagung, jahe, jamur, kacang merah, kayu, kentang, kemiri, kubis/kol, kunir, mente, sayuran, sapi, singkong, tepung tapioka, tapung aren, tomat	109	13
TOTAL TRANSAKSI			Rp 35,664,492,000			