

JANUARI - MARET 2016



Perdagangan Sebagai Sektor
Penggerak Pertumbuhan dan
Daya Saing Ekonomi, serta
Penciptaan
Kemakmuran
Rakyat

remarkable
Indonesia

BUKU STATISTIK PERDAGANGAN BERJANGKA DI INDONESIA

BAPPEBTI KEMENTERIAN PERDAGANGAN REPUBLIK INDONESIA

KATA PENGANTAR

Badan Pengawas Perdagangan Berjangka Komoditi (Bappebti) dengan bangga menerbitkan Buku Triwulan untuk Statistik Perdagangan Berjangka di Indonesia. Data transaksi perdagangan berjangka di dalam buku ini bersumber dari Jakarta Futures Exchange (JFX) dan Bursa Komoditi & Derivatif Indonesia (BKDI), sementara untuk harga komoditi di pasar fisik bersumber dari Reuters yang diolah oleh Bappebti dan rekap transaksi pasar lelang bersumber dari tiap daerah penyelenggara pasar lelang yang diolah oleh Bappebti.

Buku ini memuat informasi penting mengenai data transaksi fisik dan berjangka harian, seperti harga, volume perdagangan, *Open Interest* dan lain-lain.

Buku Triwulan Statistik diharapkan dapat membantu pembaca untuk mengetahui bagaimana perkembangan yang terjadi di pasar berjangka dan kaitannya dengan harga di pasar fisik. Diharapkan pula pembaca dapat menggunakan kemampuan analisisnya untuk memperoleh keinginan yang diperlukan.

Penghargaan dan terima kasih disampaikan kepada semua pihak yang telah membantu penyediaan data dan dokumen dasar ke Bappebti dalam penyusunan Buku Statistik Perdagangan Berjangka di Indonesia.

Kepada para pemakai data diharapkan saran dan kritik yang membangun guna penyempurnaan penerbitan buku ini.

Jakarta, Maret 2016

FOREWORD

The Commodity Futures Trading Regulatory Agency (CoFTRA) is proud to publish books for Statistics Quarterly Futures Trading in Indonesia. Futures trading transaction data in this book comes from the Jakarta Futures Exchange (JFX) and Indonesia Commodity & Derivatives Exchange (ICDX), while for the price of commodities in the physical market are sourced from Reuters and processed by CoFTRA, the auction market transactions are sourced from each region organizers auction market which is collected and arranged by CoFTRA.

This books contains important information on daily physical and futures transaction data such as price, trade volume, open interest, etc.

Books Quarterly Statistics is expected to help the reader to find out how developments in the futures market and its relation with the physical market price. Is also expected that the reader can use the analytical ability to obtain the necessary desire.

Appreciation and gratitude conveyed to all those who have helped provide basic data and documents into CoFTRA in preparing the Book Futures Trade Statistics in Indonesia.

To the users of data expected to suggestions and constructive criticism in order to improve the publication of this book.

Jakarta, March 2016

TEKNIK PENYAJIAN

Data statistik Perdagangan Berjangka Indonesia ini mulai didiseminasikan bulan Januari 2003. Data bersumber dari laporan harian yang disampaikan oleh PT. Jakarta Futures Exchange (JFX) dan Bursa Komoditi & Derivatif Indonesia (BKDI) kepada Badan Pengawas Perdagangan Berjangka Komoditi serta laporan transaksi pasar lelang yang disampaikan oleh penyelenggara lelang di masing-masing daerah. Cakupan penyajian dalam bentuk tabel meliputi hal-hal sebagai berikut :

1. Himpunan laporan harian transaksi kontrak-kontrak berjangka di BBJ dan BKDI yang disajikan secara bulanan.
2. Satuan kontrak untuk Olein 1 lot (OLE) = 20 ton ; 1 lot (OLE10) = 10 ton dan 1 lot (OLEINTR) = 10 ton
3. Satuan kontrak untuk CPO 1 lot (CPOTR) = 10 Ton.
4. Satuan kontrak untuk Kakao 1 lot (CC5) = 5 Ton.
5. Satuan kontrak untuk Emas 1 lot (GOL) = 1 kg, 1 lot (GOL100) = 100 gr, 1 lot (GOL250) = 250 gr, 1 lot (GOLDGR) = 100 gr, dan 1 lot (GOLDID, GOLDUD) = 10 Troy Ounce
6. Satuan kontrak untuk Gulir Emas 1 lot (KGE) = 1 Kg
7. Satuan kontrak untuk Gulir Indeks Emas (KIE) = Rp 10.000,- per angka indeks
8. Rata-rata volume perdagangan dan open interest disajikan dalam angka yang dibulatkan pada perhitungan akhir hari perdagangan bulan bersangkutan.
9. Angka harga rata-rata dibulatkan ke bawah berdasarkan fluktuasi harga minimum.
10. Statistik komoditi harga fisik di pasar domestik dan internasional bersumber dari Reuters yang diolah oleh Bappebti.
11. Rekap transaksi pasar lelang pada masing-masing daerah penyelenggara pasar lelang.

LEGENDS

The statistics Futures Trading Indonesia are disseminated in January 2003 by CoFTRA. Data obtained from the daily reports submitted by PT. Jakarta Futures Exchange (JFX) and Indonesia Commodity & Derivatives Exchange (ICDX) to CoFTRA and the auction market transaction reports submitted by the organizers of auctions in each region. Scope of statistic in the form of tables include the following:

1. *The set of daily reports of transactions in futures contracts that traded in PT. Jakarta Futures Exchange (JFX) and Indonesia Commodity & Derivatives Exchange (ICDX) which is presented on a monthly basis.*
2. *Contract size for Olein 1 lot (OLE) = 20 metric tonnes, 1 lot (OLE10) = 10 metric tonnes, and 1 lot (OLEINTR) = 10 metric tonnes*
3. *Contract size for Crude Palm oil 1 lot (CPOTR) = 10 metric tonnes*
4. *Contract size for Cocoa 1 lot (CC5) = 5 metric tonnes*
5. *Contract size for Gold 1 lot (GOL) = 1 kg, 1 lot (GOL100) = 100 gr, 1 lot (GOL250) = 250 gr, 1 lot (GOLDGR) = 100 gr, and 1 lot (GOLDID, GOLDUD) = 10 Troy Ounce .*
6. *Contract size for Roling Gold 1 lot (KGE) = 1 Kilogram*
7. *Contract Multiplier for Roling Gold Index (KIE) = Rp 10.000,- /index*
8. *The Average trading volume and open positions shown in the figures are rounded to the calculation of the final trading day of the month concerned.*
9. *The average of prices is rounded down to the minimum price fluctuation.*
10. *Price statistics of physical commodities in the domestic and international markets are quoted from Reuters that processed by CoFTRA.*
11. *Recapitulation of auction's market transactions in each local market organizers of the auction*

JANUARI-JANUARY 2016

Ikhtisar Pasar Overview of The Market

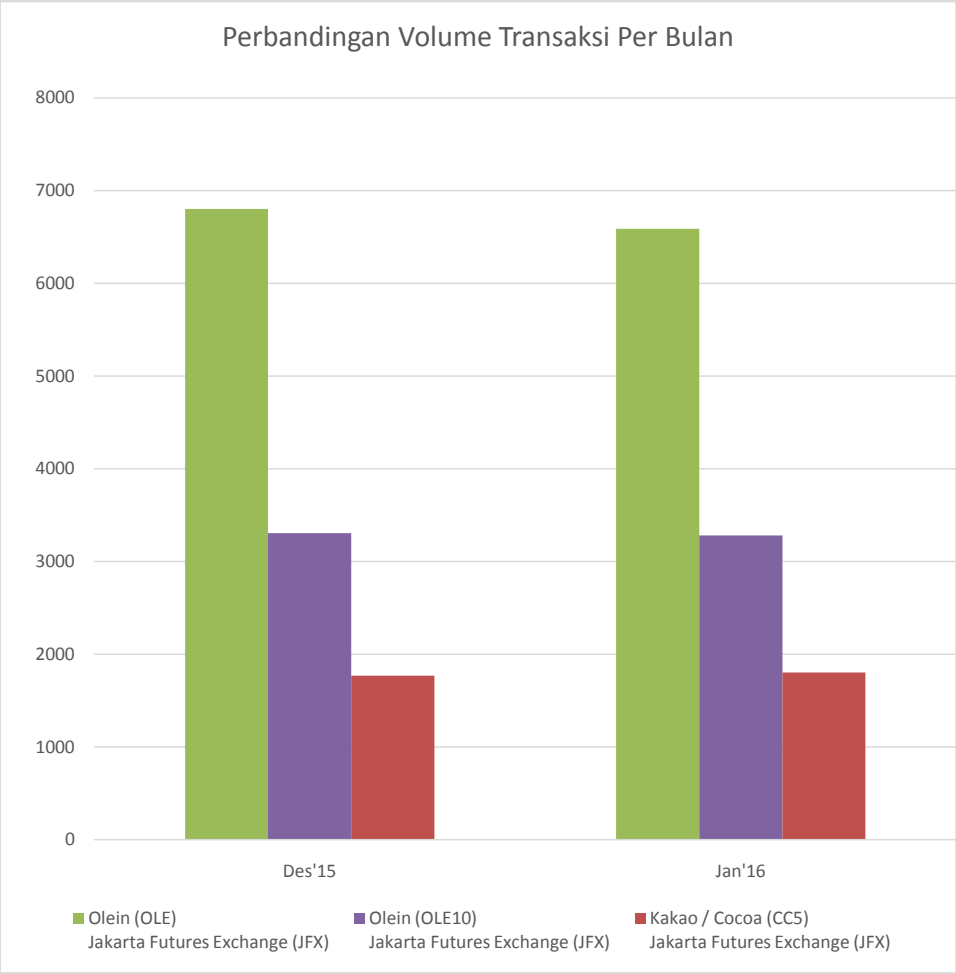
<div>Kontrak (Contract) / bulan (Month)</div> <div>Uraian (Items)</div>	<div>Olein (OLE)</div> <div>Jakarta Futures Exchange (JFX)</div>			<div>Olein (OLE10)</div> <div>Jakarta Futures Exchange (JFX)</div>			<div>Kakao / Cocoa (CC5)</div> <div>Jakarta Futures Exchange (JFX)</div>		
	Des'15	Jan'16	Perubahan / Change	Des'15	Jan'16	Perubahan / Change	Des'15	Jan'16	Perubahan / Change
Hari perdagangan (hari) Trading Days (days)	20	20	0	14	19	5	19	20	1
Jumlah Transaksi (kali) Frequency (times)	520	554	34	633	613	-20	119	121	2
Volume Transaksi (lot) Volume (lots)	6804	6589	-215	3307	3282	-25	1.770	1.803	33
Rata-rata Volume Harian (lot) Daily Volume Average (lots)	13,08	11,89	-1,19	5,22	5,35	0,13	14,87	14,90	0
Volume Tertinggi (lot) High Volume (lots)	50	50	0	50	50	0	15	15	0
Volume Terendah (lot) Low Volume (lots)	1	1	0	1	0	-1	1	3	2
Harga tertinggi (Rp) High Prices (Rp)	8620	8030	-590	8050	7975	-75	41990	39610	-2.380
Harga terendah (Rp) Low Prices (Rp)	6940	6800	-140	7480	0	-7480	36170	32880	-3.290
Rata-rata harga harian (Rp) Daily Price Average (Rp)	7.749	7.727	-22	7.739	5.625	-2.113	38238	35531	-2706

<div>Kontrak (Contract)</div> <div>Uraian (Items)</div>	<div>Crud Palm Oil (CPOTR)</div> <div>ICDX</div>				<div>Olein (OLEINTR)</div> <div>ICDX</div>			
	Jan'16	Feb'16	Mar'16	Apr'16	Jan'16	Feb'16	Mar'16	Apr'16
Hari perdagangan (hari) Trading Days (days)	10	20	20	20	10	20	20	20
Volume Transaksi (lot) Volume (lots)	371	3074	10568	12882	7	14	5	0
Rata-rata Volume Harian (lot) Daily Volume Average (lots)	37	154	528	644	1	1	0	0
Volume Tertinggi (lot) High Volume (lots)	126	368	1541	1032	1	3	1	0
Volume Terendah (lot) Low Volume (lots)	0	4	151	395	0	0	0	0
Harga tertinggi (Rp) High Prices (Rp)	7220	7545	7805	8215	7070	7330	7660	8070
Harga terendah (Rp) Low Prices (Rp)	7065	7065	7280	7530	6905	6955	7095	7465
Rata-rata harga harian (Rp) Daily Price Average (Rp)	7127	7295	7504	7791	6994	7092	7310	7601

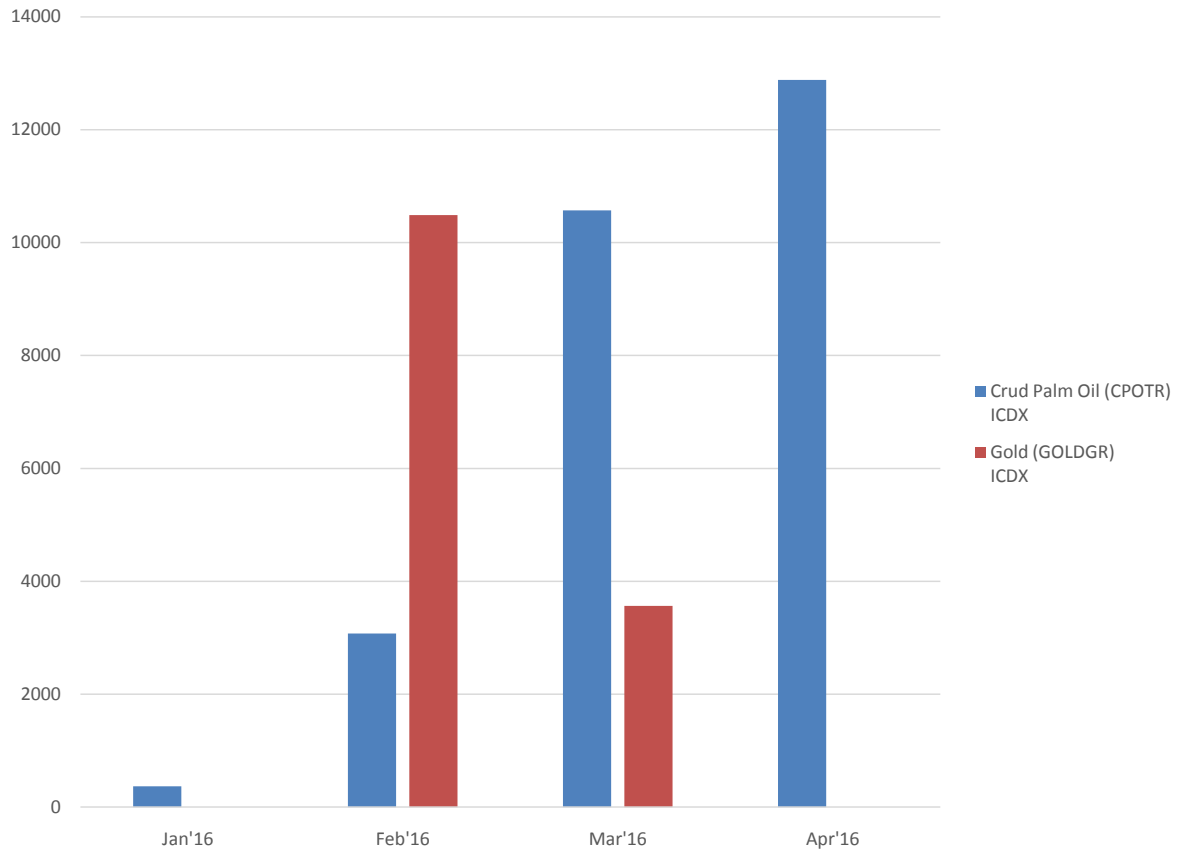
<div> <div>Kontrak (Contract) / bulan (Month)</div> <div>Uraian (Items)</div> </div>	Emas / Gold (GOL) Jakarta Futures Exchange (JFX)			Emas / Gold (GOL100) Jakarta Futures Exchange (JFX)			Emas / Gold (GOL250) Jakarta Futures Exchange (JFX)		
	Des'15	Jan'16	Perubahan / Change	Des'15	Jan'16	Perubahan / Change	Des'15	Jan'16	Perubahan / Change
Hari perdagangan (hari) Trading Days (days)	0	4	4	20	15	-5	20	20	0
Jumlah Transaksi (kali) Frequency (times)	0	26	26	2056	2615	559	3140	3966	826
Volume Transaksi (lot) Volume (lots)	0	40	40	2513	3542	1029	12832	14276	1444
Rata-rata Volume Harian (lot) Daily Volume Average (lots)	0	1,5	1,538461538	1,2	1,4	0,1	4,09	3,60	-0,49
Volume Tertinggi (lot) High Volume (lots)	0	2	2	20	20	0	1785	1770	-15
Volume Terendah (lot) Low Volume (lots)	0	1	1	1	0	-1	1	1	0
Harga tertinggi (Rp) High Prices (Rp)	0	502500	502.500	498800	511100	12300	495450	515950	20500
Harga terendah (Rp) Low Prices (Rp)	0	497450	497.450	476500	0	-476500	476000	483400	7400
Rata-rata harga harian (Rp) Daily Price Average (Rp)	0	499352	499.352	486143	492663	6520	485659	497862	12203

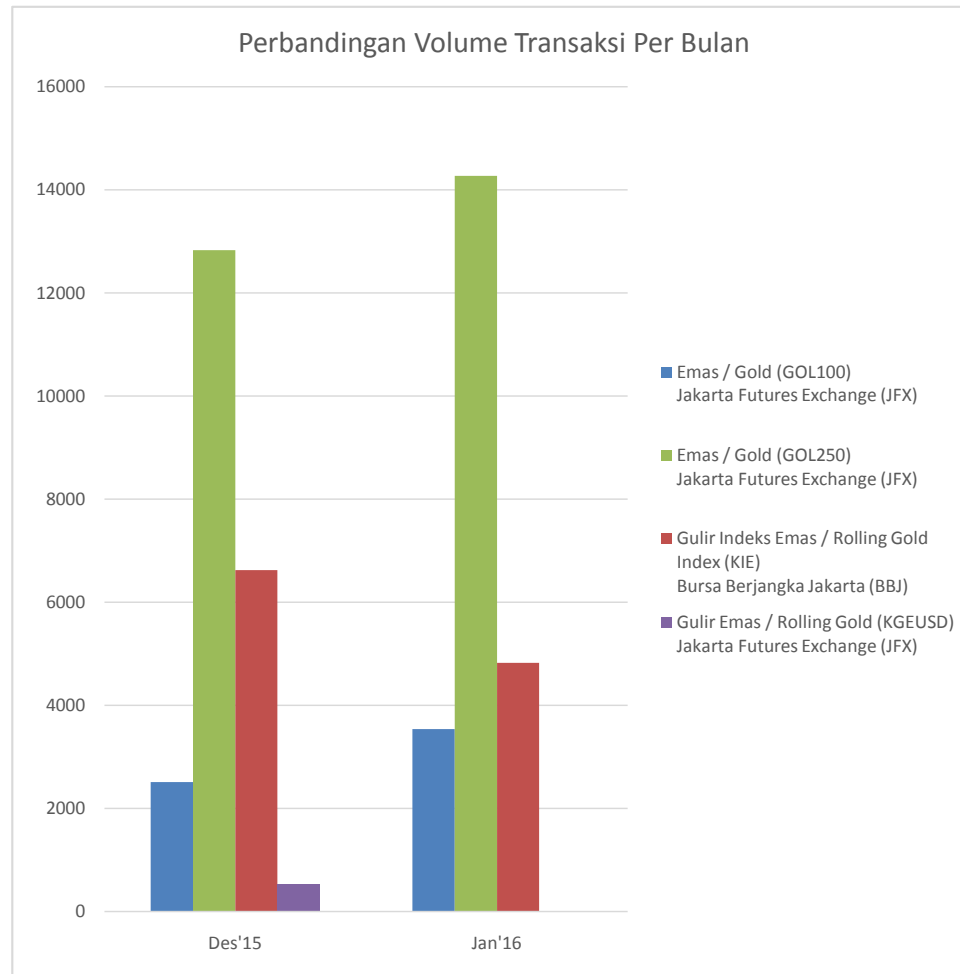
<div> <div>Kontrak (Contract) / bulan (Month)</div> <div>Uraian (Items)</div> </div>	Gulir Emas / Rolling Gold (KGE) Jakarta Futures Exchange (JFX)			Gulir Emas / Rolling Gold (KGEUSD) Jakarta Futures Exchange (JFX)			Gulir Indeks Emas / Rolling Gold Index (KIE) Bursa Berjangka Jakarta (BBJ)		
	Des'15	Jan'16	Perubahan / Change	Des'15	Jan'16	Perubahan / Change	Des'15	Jan'16	Perubahan / Change
Hari perdagangan (hari) Trading Days (days)	0	0	0	4	0	-4	9	8	-1
Jumlah Transaksi (kali) Frequency (times)	0	0	0	28	0	-28	94	68	-26
Volume Transaksi (lot) Volume (lots)	0	0	0	540	0	-540	6626	4826	-1800
Rata-rata Volume Harian (lot) Daily Volume Average (lots)	0	0	0	19,29	0	-19	70,49	70,97	0,481226533
Volume Tertinggi (lot) High Volume (lots)	0	0	0	25	0	-25	100	100	0
Volume Terendah (lot) Low Volume (lots)	0	0	0	5	0	-5	2	5	3
Harga tertinggi (Rp) High Prices (Rp)	0	0	0	1075,5	0	-1075,5	14080	13930	-150
Harga terendah (Rp) Low Prices (Rp)	0	0	0	1064,5	0	-1064,5	13675	13845	170
Rata-rata harga harian (Rp) Daily Price Average (Rp)	0	0	0	1070,27	0,00	-1070,27	13949	13878	-70

<div> <div> Kontrak (<i>Contract</i>) / bulan (<i>Month</i>) </div> <div> Uraian (<i>Items</i>) </div> </div>	<div> Gold (GOLDGR) ICDX </div>				<div> Gold (GOLDID) ICDX </div>	<div> Gold (GOLDUD) ICDX </div>
	Jan'16	Feb'16	Mar'16	Apr'16	Jan'16	Jan'16
Hari perdagangan (hari) Trading Days (days)	20	20	20	20	20	20
Volume Transaksi (lot) Volume (lots)	0	10486	3564	0	251	0
Rata-rata Volume Harian (lot) Daily Volume Average (lots)	0	524	178,20	0	12,55	0
Volume Tertinggi (lot) High Volume (lots)	0	1140	588	0	241	0
Volume Terendah (lot) Low Volume (lots)	0	0	0	0	0	0
Harga tertinggi (Rp) High Prices (Rp)	506800	510000	513600	517400	1125	1125
Harga terendah (Rp) Low Prices (Rp)	484000	487200	490700	494300	1074,4	1074,4
Rata-rata harga harian (Rp) Daily Price Average (Rp)	495175	498455	501960	505705	1099	1099



Volume Transaksi Kontrak CPOTR dan GOLDGR
yang diperdagangkan di bulan Januari 2016





Harga Bulanan / Monthly Prices

GOLD (GOLDGR)

Indonesia Commodity & Derivatives Exchange (ICDX)

January / Januari '16

Bulan Penyerahan /Delivery Months Uraian / Items	Jan'16 (Rp/Kg)	Feb'16 (Rp/Kg)	Mar'16 (Rp/Kg)	Apr'16 (Rp/Kg)
Pembukaan <i>Open</i>	0	473025	299800	0
Tertinggi <i>High</i>	0	473710	300295	0
Terendah <i>Low</i>	0	472395	299395	0
Penutupan <i>Settlement</i>	495175	498455	501960	505705

Jakarta Futures Exchange (JFX) dan Indonesia Commodity & Derivatives Exchange (ICDX)

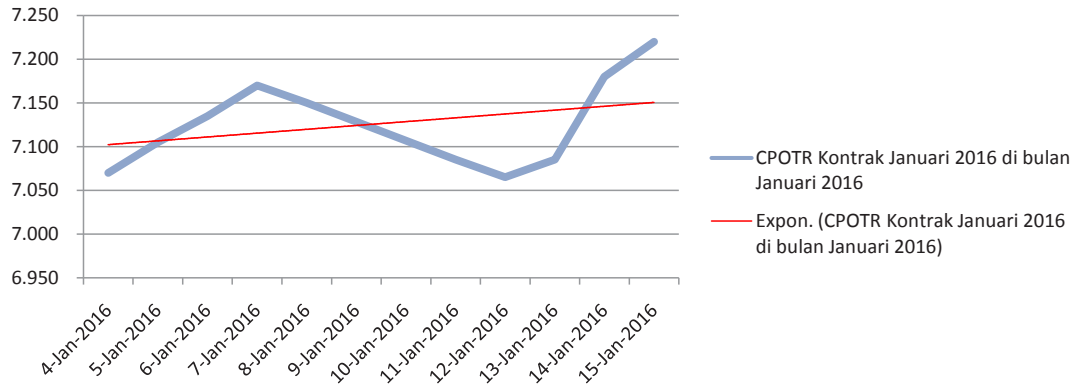
January / Januari '16

Bulan Penyerahan /Delivery Months Uraian / Items	Feb'16							
	Emas / Gold (GOL)	Emas / Gold (GOL100)	Emas / Gold (GOL250)	Gulir Emas / Rolling Gold (KGE)	Gulir Emas / Rolling Gold (KGEUSD)	Gulir Emas Indeks / Rolling Gold Index (KGEI)	Tunda Serah Emas (GOLDUD)	Tunda Serah Emas (GOLDID)
	(Rp/gr)	(Rp/gr)	(Rp/gr)	(Rp/gr)	(USD/T.Ounce)	Point	(Rp/gr)	(Rp/gr)
Pembukaan <i>Open</i>		497.554	497.415	0	0	13.885	0	386
Tertinggi <i>High</i>		499.750	500.196	0	0	13.888	0	387
Terendah <i>Low</i>		496.735	496.235	0	0	13.881	0	386
Penutupan <i>Settlement</i>	497.442	498.573	498.046	490.080	1.098	13.894	1.099	1.099

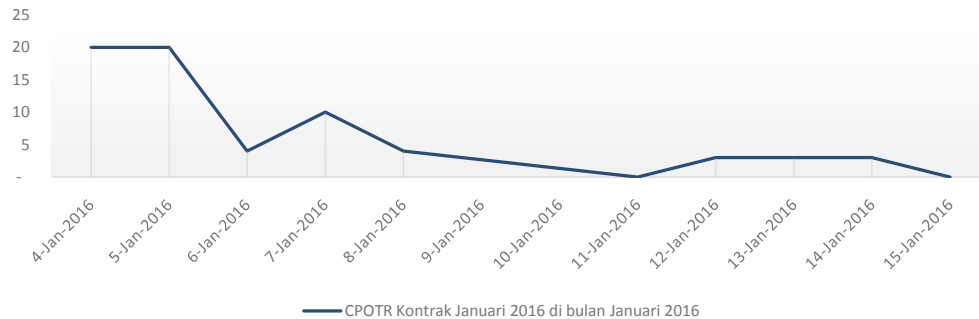
Informasi Harga Harian dari Bursa Komoditi Derivatif Indonesia CPOTR Kontrak Januari 2016 di bulan Januari 2016

Date	Contract Prices (IDR)							Transaction Volume	Open Interest
	Previous	Open	High	Low	Last	Settlement	Change		
4-Jan-2016	7.080	6.795	6.925	6.585	6.790	7.070	(10)	79	20
5-Jan-2016	7.070	7.225	7.235	6.860	7.020	7.105	35	73	20
6-Jan-2016	7.105	7.075	7.395	6.930	7.135	7.135	30	126	4
7-Jan-2016	7.135	7.590	7.595	7.185	7.195	7.170	35	11	10
8-Jan-2016	7.170	7.170	7.285	7.170	7.210	7.150	(20)	16	4
11-Jan-2016	7.150	7.150	7.185	6.985	7.185	7.085	(65)	4	-
12-Jan-2016	7.085	7.025	7.540	7.015	7.065	7.065	(20)	29	3
13-Jan-2016	7.065	7.075	7.665	7.070	7.075	7.085	20	30	3
14-Jan-2016	7.085	-	-	-	-	7.180	95	-	3
15-Jan-2016	7.180	6.985	6.985	6.985	6.985	7.220	40	3	-

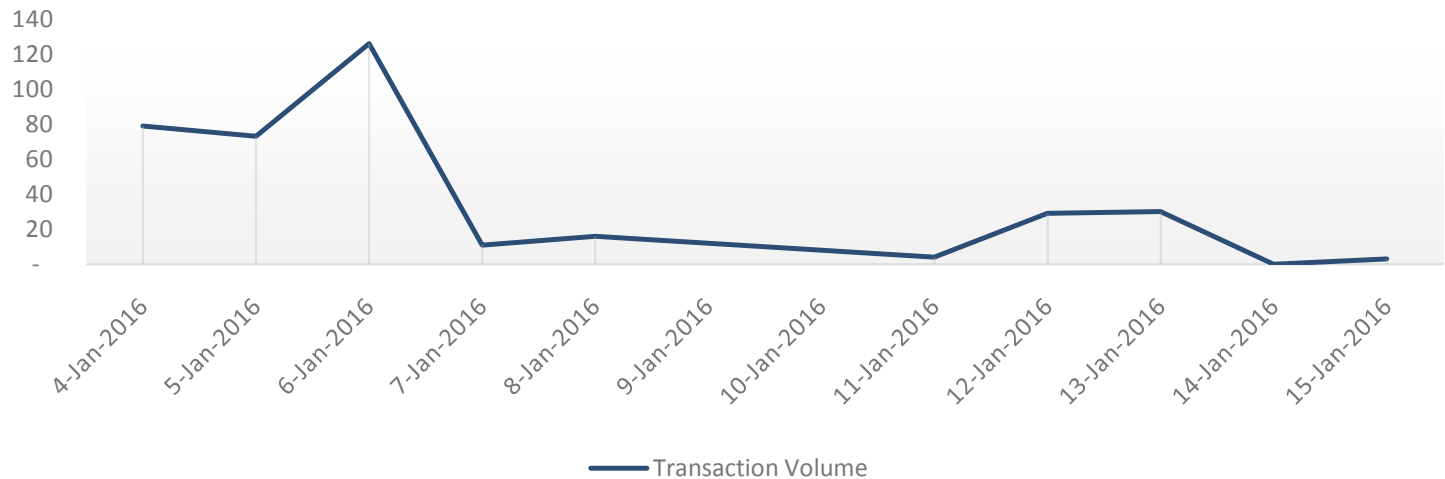
CPOTR Kontrak Januari 2016 di bulan Januari 2016



Open Interest CPOTR Kontrak Januari 2016 di bulan Januari 2016



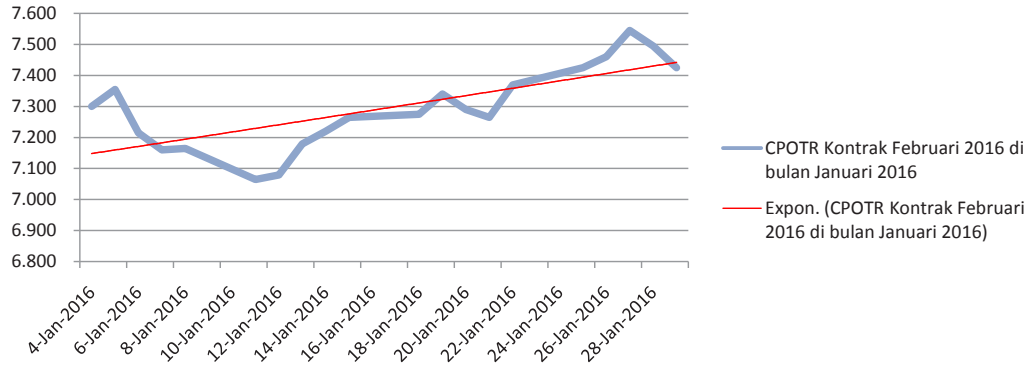
Transaction Volume CPOTR Kontrak Januari 2016 di bulan Januari 2016



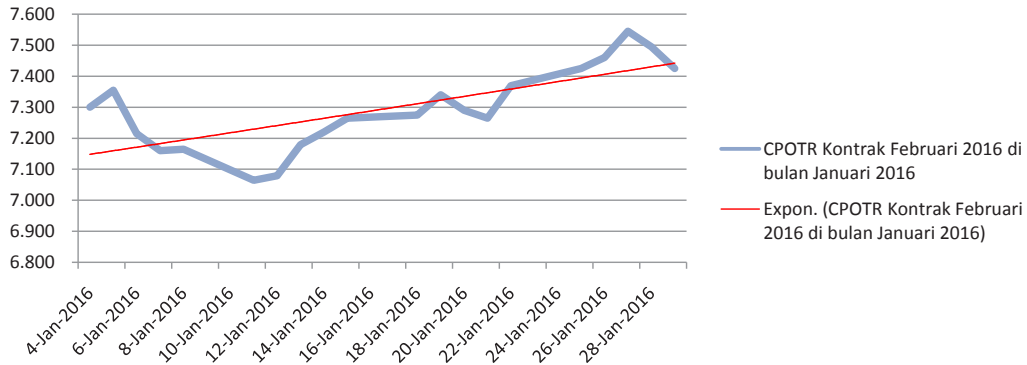
Informasi Harga Harian dari Bursa Komoditi Derivatif Indonesia CPOTR Kontrak Februari 2016 di bulan Januari 2016

Date	Contract Prices (IDR)							Transaction Volume	Open Interest
	Previous	Open	High	Low	Last	Settlement	Change		
4-Jan-2016	7.460	7.435	7.435	7.250	7.320	7.300	(160)	234	-
5-Jan-2016	7.300	7.375	7.385	7.235	7.355	7.355	55	232	10
6-Jan-2016	7.355	7.300	7.420	7.230	7.330	7.215	(140)	229	5
7-Jan-2016	7.215	7.200	7.260	7.085	7.160	7.160	(55)	313	5
8-Jan-2016	7.160	7.225	7.230	7.075	7.165	7.165	5	263	10
11-Jan-2016	7.165	7.195	7.225	6.985	7.065	7.065	(100)	272	-
12-Jan-2016	7.065	7.055	7.075	6.965	7.020	7.080	15	335	5
13-Jan-2016	7.080	7.070	7.200	7.015	7.180	7.180	100	277	-
14-Jan-2016	7.180	7.225	7.285	7.115	7.220	7.220	40	368	-
15-Jan-2016	7.220	7.265	7.355	7.205	7.265	7.265	45	198	-
18-Jan-2016	7.265	7.210	7.330	7.210	7.275	7.275	10	13	-
19-Jan-2016	7.275	7.225	7.340	7.225	7.340	7.340	65	16	-
20-Jan-2016	7.340	7.330	7.330	7.255	7.290	7.290	(50)	48	-
21-Jan-2016	7.290	7.250	7.335	7.150	7.280	7.265	(25)	47	3
22-Jan-2016	7.265	7.245	7.370	7.235	7.370	7.370	105	55	-
25-Jan-2016	7.370	7.335	7.425	7.335	7.425	7.425	55	4	-
26-Jan-2016	7.425	7.460	7.485	7.420	7.460	7.460	35	14	-
27-Jan-2016	7.460	7.425	7.555	7.425	7.545	7.545	85	36	-
28-Jan-2016	7.545	7.525	7.605	7.425	7.495	7.495	(50)	60	-
29-Jan-2016	7.495	7.350	7.550	7.310	7.360	7.425	(70)	60	-

CPOTR Kontrak Februari 2016 di bulan Januari 2016

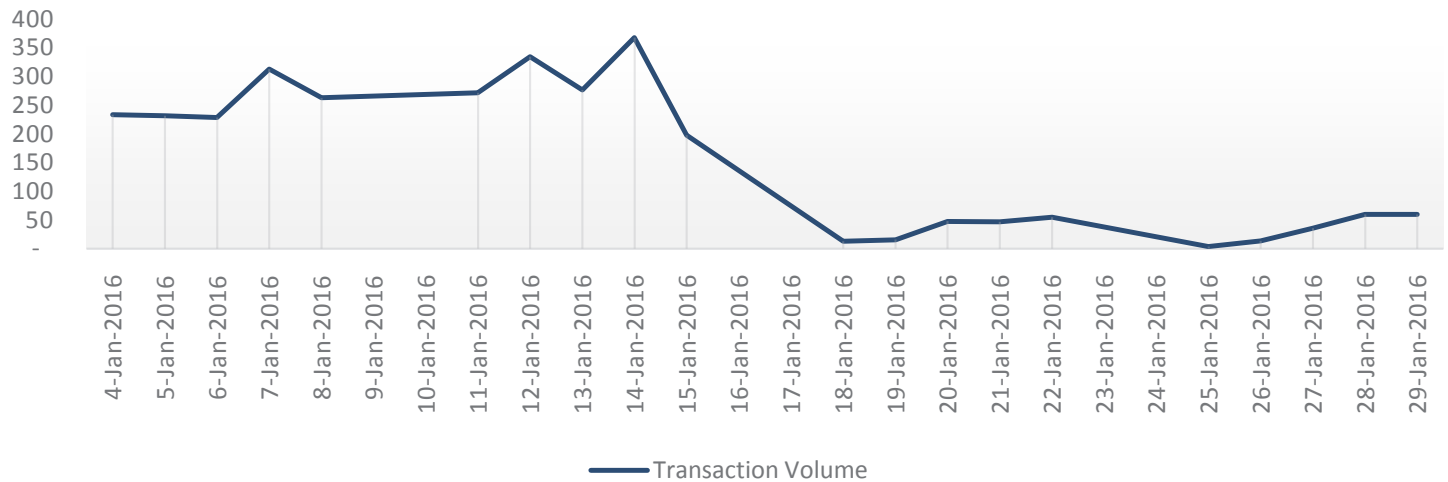


CPOTR Kontrak Februari 2016 di bulan Januari 2016



Transaction Volume CPOTR

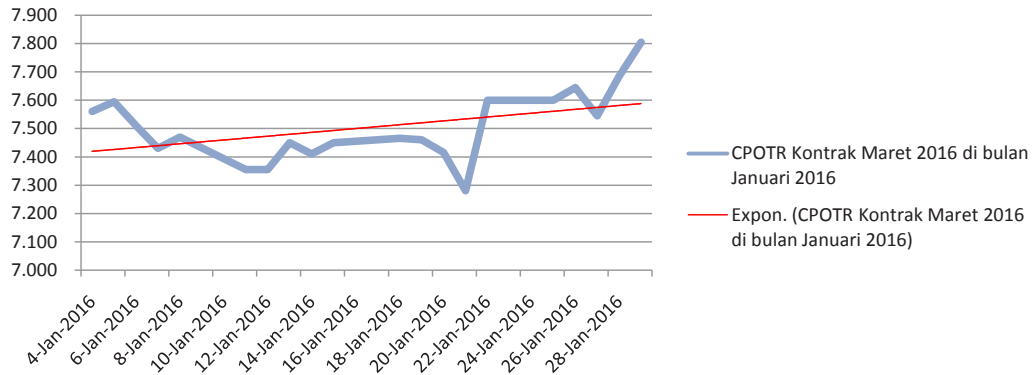
Kontrak Februari 2016 di bulan Januari 2016



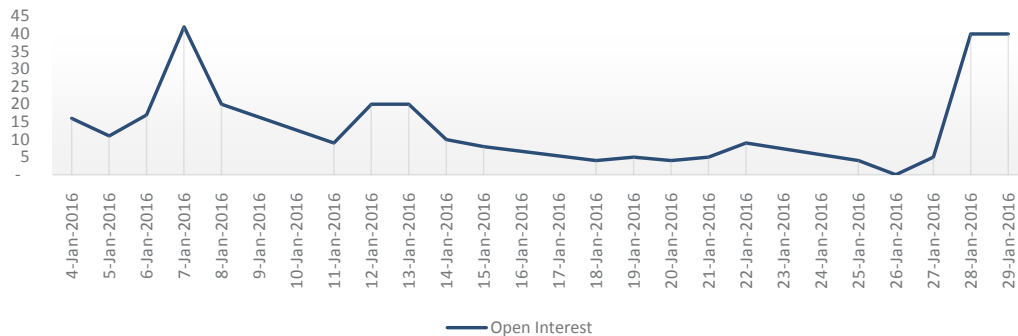
Informasi Harga Harian dari Bursa Komoditi Derivatif Indonesia CPOTR Kontrak Maret 2016 di bulan Januari 2016

Date	Contract Prices (IDR)							Transaction Volume	Open Interest
	Previous	Open	High	Low	Last	Settlement	Change		
4-Jan-2016	7.770	7.745	7.745	7.590	7.615	7.560	(210)	610	16
5-Jan-2016	7.560	7.595	7.660	7.495	7.595	7.595	35	519	11
6-Jan-2016	7.595	7.550	7.645	7.450	7.580	7.510	(85)	483	17
7-Jan-2016	7.510	7.490	7.565	7.355	7.430	7.430	(80)	727	42
8-Jan-2016	7.430	7.490	7.540	7.350	7.470	7.470	40	707	20
11-Jan-2016	7.470	7.410	7.540	7.295	7.355	7.355	(115)	904	9
12-Jan-2016	7.355	7.340	7.375	7.235	7.305	7.355	-	839	20
13-Jan-2016	7.355	7.395	7.480	7.310	7.450	7.450	95	890	20
14-Jan-2016	7.450	7.425	7.525	7.380	7.380	7.410	(40)	1.541	10
15-Jan-2016	7.410	7.460	7.520	7.385	7.450	7.450	40	1.081	8
18-Jan-2016	7.450	7.450	7.545	7.445	7.465	7.465	15	228	4
19-Jan-2016	7.465	7.505	7.545	7.430	7.515	7.460	(5)	191	5
20-Jan-2016	7.460	7.400	7.470	7.350	7.415	7.415	(45)	227	4
21-Jan-2016	7.415	7.455	7.455	7.270	7.350	7.280	(135)	249	5
22-Jan-2016	7.280	7.355	7.420	7.285	7.400	7.600	320	250	9
25-Jan-2016	7.600	7.650	7.650	7.550	7.600	7.600	-	151	4
26-Jan-2016	7.600	7.625	7.675	7.555	7.645	7.645	45	206	-
27-Jan-2016	7.645	7.600	7.750	7.600	7.735	7.545	(100)	195	5
28-Jan-2016	7.545	7.520	7.605	7.405	7.505	7.685	140	307	40
29-Jan-2016	7.685	7.585	7.640	7.520	7.570	7.805	120	263	40

CPOTR Kontrak Maret 2016 di bulan Januari 2016

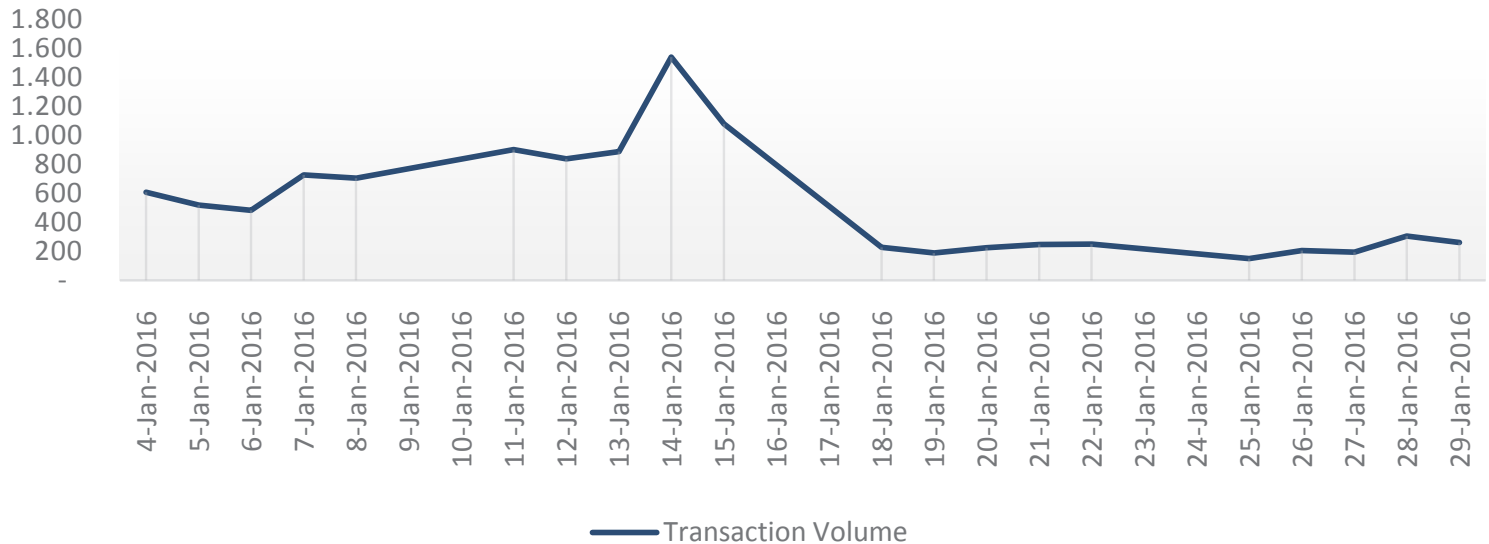


Open Interest CPOTR Kontrak Maret 2016 di bulan Januari 2016



Transaction Volume CPOTR

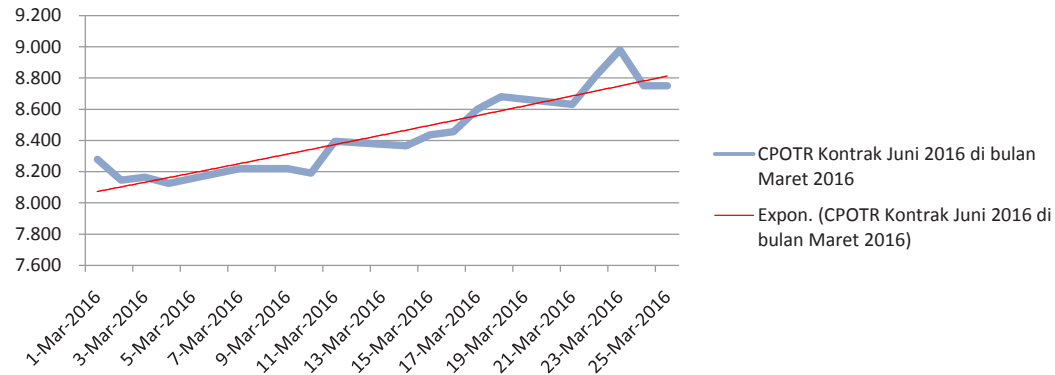
Kontrak Maret 2016 di bulan Januari 2016



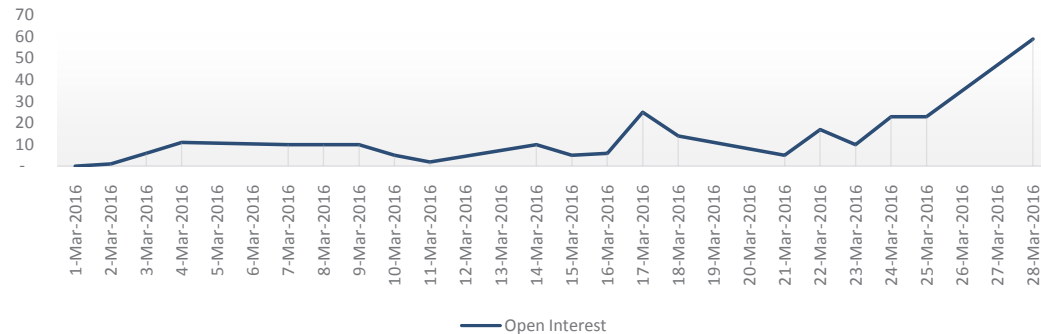
Informasi Harga Harian dari Bursa Komoditi Derivatif Indonesia CPOTR Kontrak Juni 2016 di bulan Maret 2016

Date	Contract Prices (IDR)							Transaction Volume	Open Interest
	Previous	Open	High	Low	Last	Settlement	Change		
1-Mar-2016	8.320	8.220	8.325	8.200	8.280	8.280	(40)	618	-
2-Mar-2016	8.280	8.270	8.270	8.110	8.145	8.145	(135)	503	1
3-Mar-2016	8.145	8.155	8.165	8.060	8.165	8.165	20	553	6
4-Mar-2016	8.165	8.265	8.280	8.155	8.190	8.125	(40)	587	11
7-Mar-2016	8.125	8.140	8.265	8.140	8.220	8.220	95	550	10
8-Mar-2016	8.220	8.205	8.290	8.135	8.220	8.220	-	530	10
9-Mar-2016	8.220	-	-	-	-	8.220	-	-	10
10-Mar-2016	8.220	8.280	8.305	8.150	8.190	8.190	(30)	566	5
11-Mar-2016	8.190	8.220	8.430	8.220	8.395	8.395	205	704	2
14-Mar-2016	8.395	8.455	8.480	8.355	8.365	8.365	(30)	525	10
15-Mar-2016	8.365	8.340	8.490	8.340	8.435	8.435	70	648	5
16-Mar-2016	8.435	8.440	8.470	8.345	8.455	8.455	20	673	6
17-Mar-2016	8.455	8.390	8.630	8.385	8.600	8.600	145	865	25
18-Mar-2016	8.600	8.690	8.750	8.610	8.680	8.680	80	1.136	14
21-Mar-2016	8.680	8.685	8.785	8.655	8.700	8.630	(50)	859	5
22-Mar-2016	8.630	8.735	8.790	8.660	8.690	8.815	185	900	17
23-Mar-2016	8.815	8.760	8.940	8.655	8.805	8.980	165	1.045	10
24-Mar-2016	8.980	8.875	8.955	8.810	8.920	8.750	(230)	1.100	23
25-Mar-2016	8.750	-	-	-	-	8.750	-	-	23
28-Mar-2016	8.750	8.745	8.905	8.745	8.870	9.405	655	615	59
29-Mar-2016	9.405	9.420	9.525	9.285	9.500	9.475	70	713	42

CPOTR Kontrak Juni 2016 di bulan Maret 2016

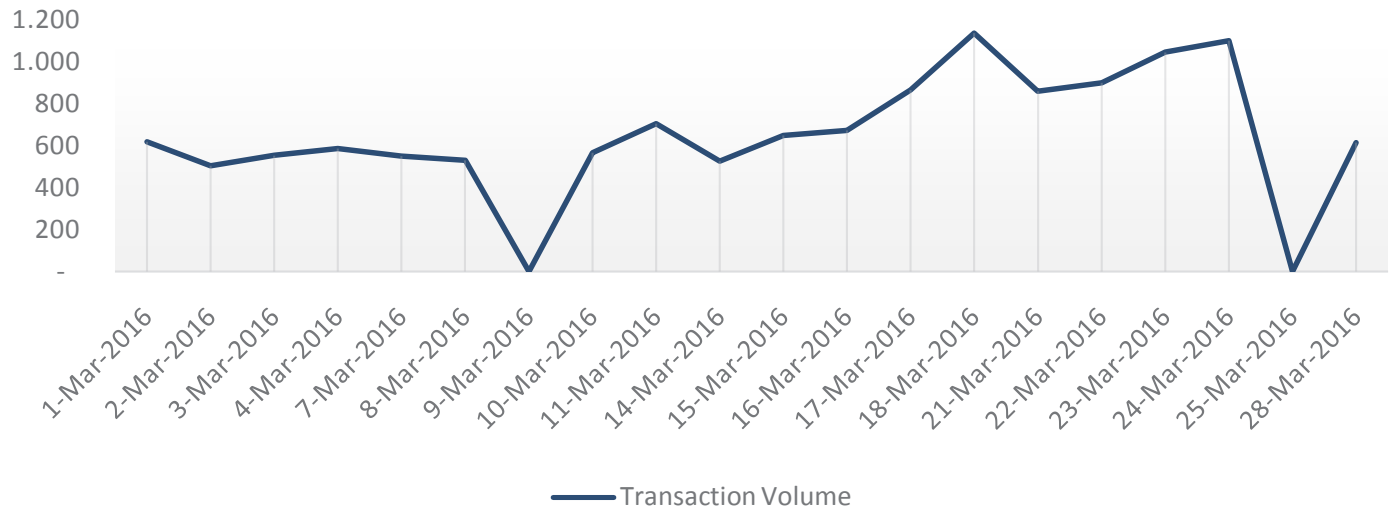


Open Interest CPOTR Kontrak Juni 2016 di bulan Maret 2016



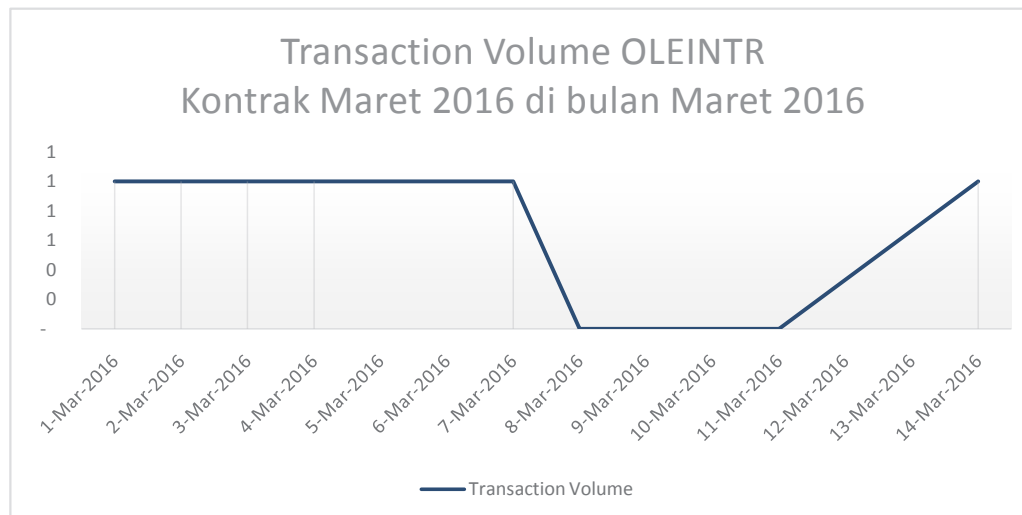
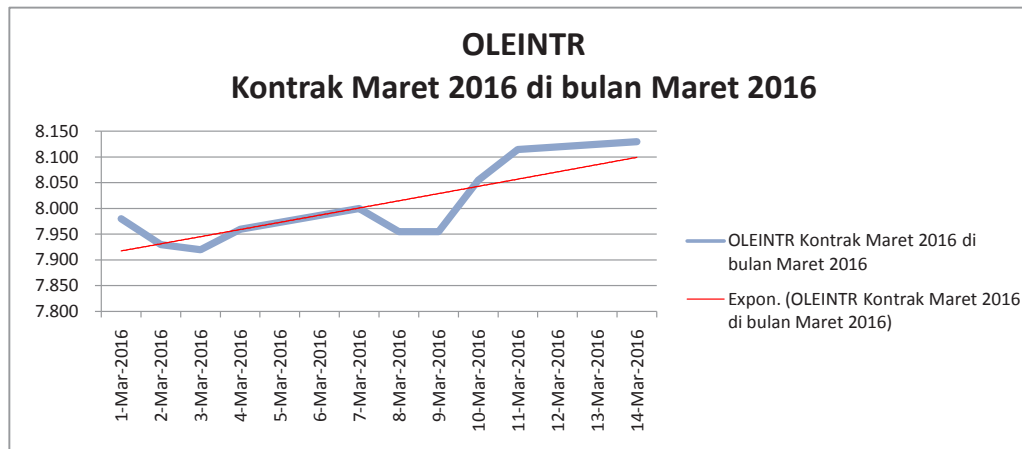
Transaction Volume CPOTR

Kontrak Juni 2016 di bulan Maret 2016



Informasi Harga Harian dari Bursa Komoditi Derivatif Indonesia OLEINTR Kontrak Maret 2016 di bulan Maret 2016

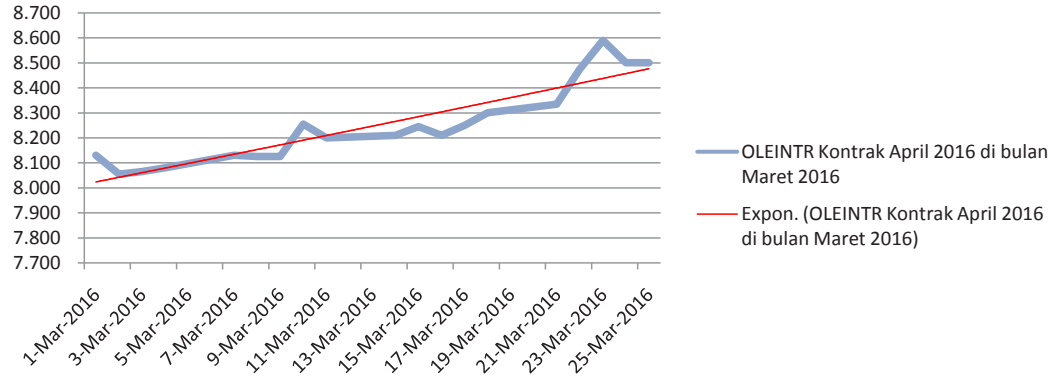
Date	Contract Prices (IDR)							Transaction Volume	Open Interest
	Previous	Open	High	Low	Last	Settlement	Change		
1-Mar-2016	7.990	7.980	7.980	7.980	7.980	7.980	(10)	1	1
2-Mar-2016	7.980	7.930	7.930	7.930	7.930	7.930	(50)	1	1
3-Mar-2016	7.930	7.920	7.920	7.920	7.920	7.920	(10)	1	1
4-Mar-2016	7.920	7.980	7.980	7.980	7.980	7.960	40	1	1
7-Mar-2016	7.960	8.000	8.000	8.000	8.000	8.000	40	1	1
8-Mar-2016	8.000	-	-	-	-	7.955	(45)	-	1
9-Mar-2016	7.955	-	-	-	-	7.955	-	-	1
10-Mar-2016	7.955	-	-	-	-	8.055	100	-	1
11-Mar-2016	8.055	-	-	-	-	8.115	60	-	1
14-Mar-2016	8.115	8.075	8.075	8.075	8.075	8.130	15	1	1
15-Mar-2016	8.130	8.130	8.130	8.130	8.130	8.075	(55)	1	-



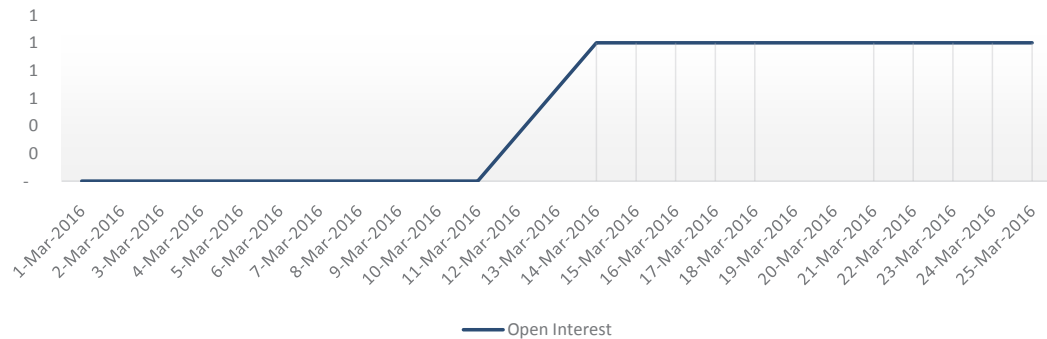
Informasi Harga Harian dari Bursa Komoditi Derivatif Indonesia OLEINTR Kontrak April 2016 di bulan Maret 2016

Date	Contract Prices (IDR)							Transaction Volume	Open Interest
	Previous	Open	High	Low	Last	Settlement	Change		
1-Mar-2016	8.190	-	-	-	-	8.130	(60)	-	-
2-Mar-2016	8.130	-	-	-	-	8.055	(75)	-	-
3-Mar-2016	8.055	8.065	8.065	8.065	8.065	8.065	10	1	-
4-Mar-2016	8.065	8.080	8.080	8.080	8.080	8.080	15	1	-
7-Mar-2016	8.080	8.225	8.225	8.130	8.130	8.130	50	2	-
8-Mar-2016	8.130	-	-	-	-	8.125	(5)	-	-
9-Mar-2016	8.125	-	-	-	-	8.125	-	-	-
10-Mar-2016	8.125	-	-	-	-	8.255	130	-	-
11-Mar-2016	8.255	-	-	-	-	8.200	(55)	-	-
14-Mar-2016	8.200	8.170	8.170	8.170	8.170	8.210	10	1	1
15-Mar-2016	8.210	8.245	8.245	8.245	8.245	8.245	35	1	1
16-Mar-2016	8.245	-	-	-	-	8.210	(35)	-	1
17-Mar-2016	8.210	8.250	8.250	8.250	8.250	8.250	40	1	1
18-Mar-2016	8.250	8.280	8.280	8.280	8.280	8.300	50	1	1
21-Mar-2016	8.300	8.300	8.300	8.300	8.300	8.335	35	2	1
22-Mar-2016	8.335	-	-	-	-	8.475	140	-	1
23-Mar-2016	8.475	-	-	-	-	8.590	115	-	1
24-Mar-2016	8.590	-	-	-	-	8.500	(90)	-	1
25-Mar-2016	8.500	-	-	-	-	8.500	-	-	1
28-Mar-2016	8.500	8.640	8.640	8.640	8.640	8.745	245	1	1
29-Mar-2016	8.745	-	-	-	-	8.855	110	-	1

OLEINTR Kontrak April 2016 di bulan Maret 2016

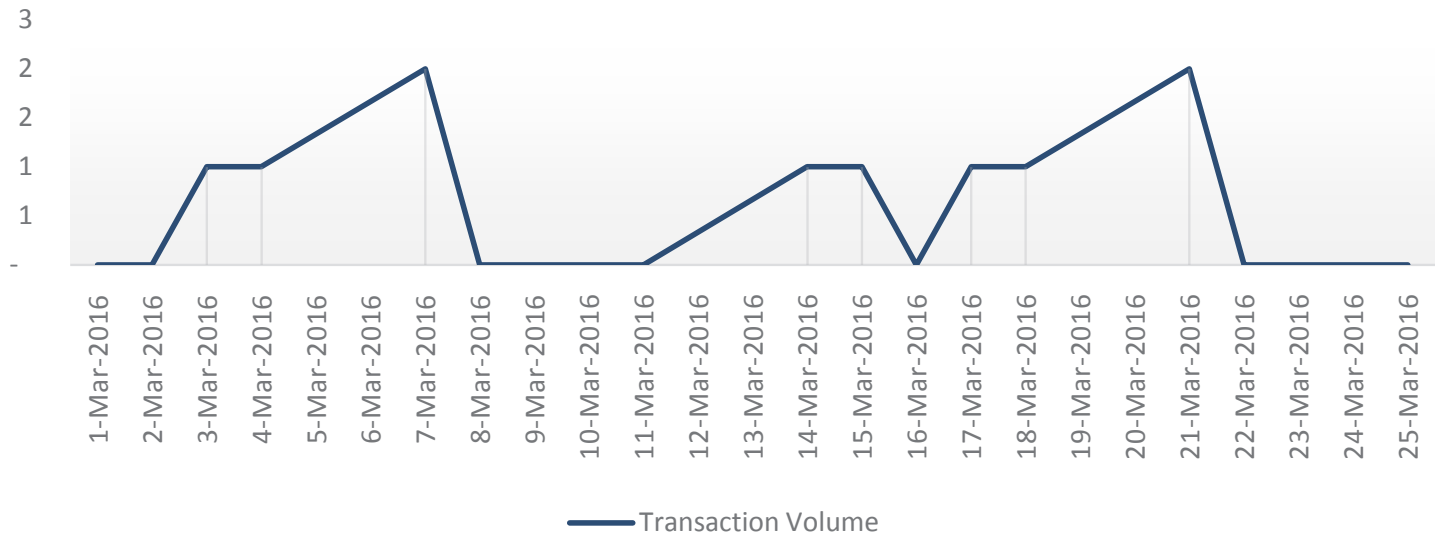


Open Interest OLEINTR Kontrak April 2016 di bulan Maret 2016



Transaction Volume OLEINTR

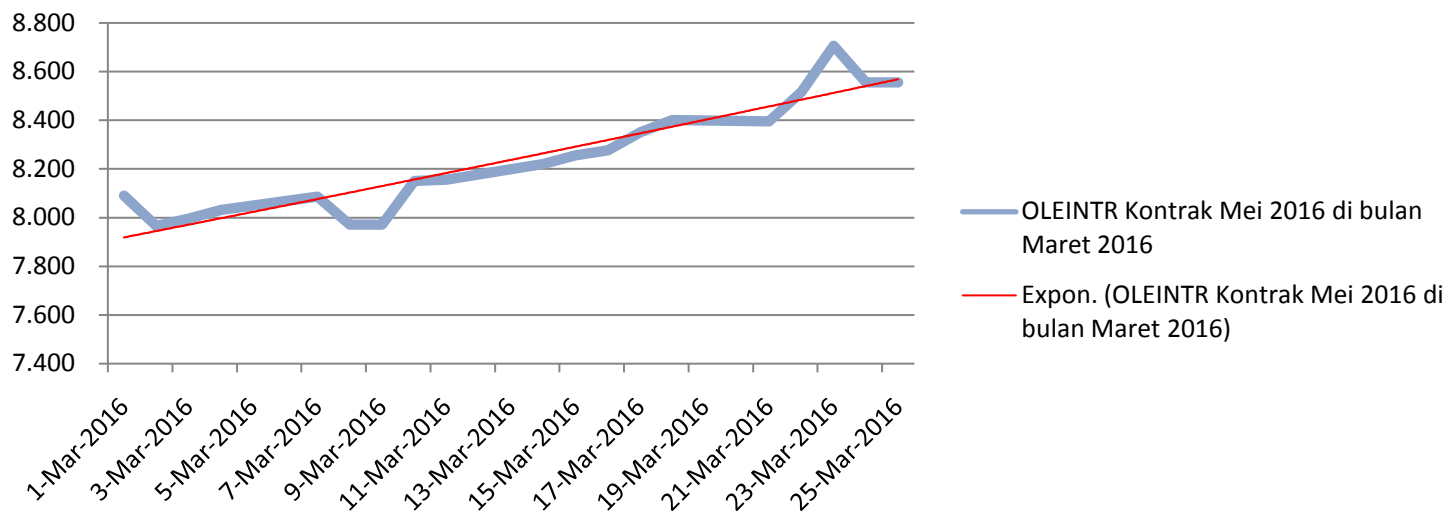
Kontrak April 2016 di bulan Maret 2016



Informasi Harga Harian dari Bursa Komoditi Derivatif Indonesia OLEINTR Kontrak Maret 2016 di bulan Januari 2016

Date	Contract Prices (IDR)							Transaction Volume	Open Interest
	Previous	Open	High	Low	Last	Settlement	Change		
4-Jan-2016	7.550	-	-	-	-	7.560	10	-	-
5-Jan-2016	7.560	-	-	-	-	7.570	10	-	-
6-Jan-2016	7.570	-	-	-	-	7.430	(140)	-	-
7-Jan-2016	7.430	-	-	-	-	7.315	(115)	-	-
8-Jan-2016	7.315	-	-	-	-	7.355	40	-	-
11-Jan-2016	7.355	-	-	-	-	7.270	(85)	-	-
12-Jan-2016	7.270	-	-	-	-	7.230	(40)	-	-
13-Jan-2016	7.230	-	-	-	-	7.285	55	-	-
14-Jan-2016	7.285	-	-	-	-	7.205	(80)	-	-
15-Jan-2016	7.205	-	-	-	-	7.185	(20)	-	-
18-Jan-2016	7.185	7.190	7.190	-	7.190	7.190	5	1	1
19-Jan-2016	7.190	7.190	7.190	-	7.190	7.190	5	1	1
20-Jan-2016	7.195	-	-	-	-	7.185	(10)	-	1
21-Jan-2016	7.185	7.145	7.145	-	7.145	7.095	(90)	1	1
22-Jan-2016	7.095	-	-	-	-	7.230	135	-	1
25-Jan-2016	7.230	-	-	-	-	7.265	35	-	1
26-Jan-2016	7.265	7.300	7.300	-	7.300	7.300	35	1	1
27-Jan-2016	7.300	7.345	7.345	-	7.345	7.205	(95)	1	1
28-Jan-2016	7.205	-	-	-	-	7.465	260	-	1
29-Jan-2016	7.465	-	-	-	-	7.660	195	-	1

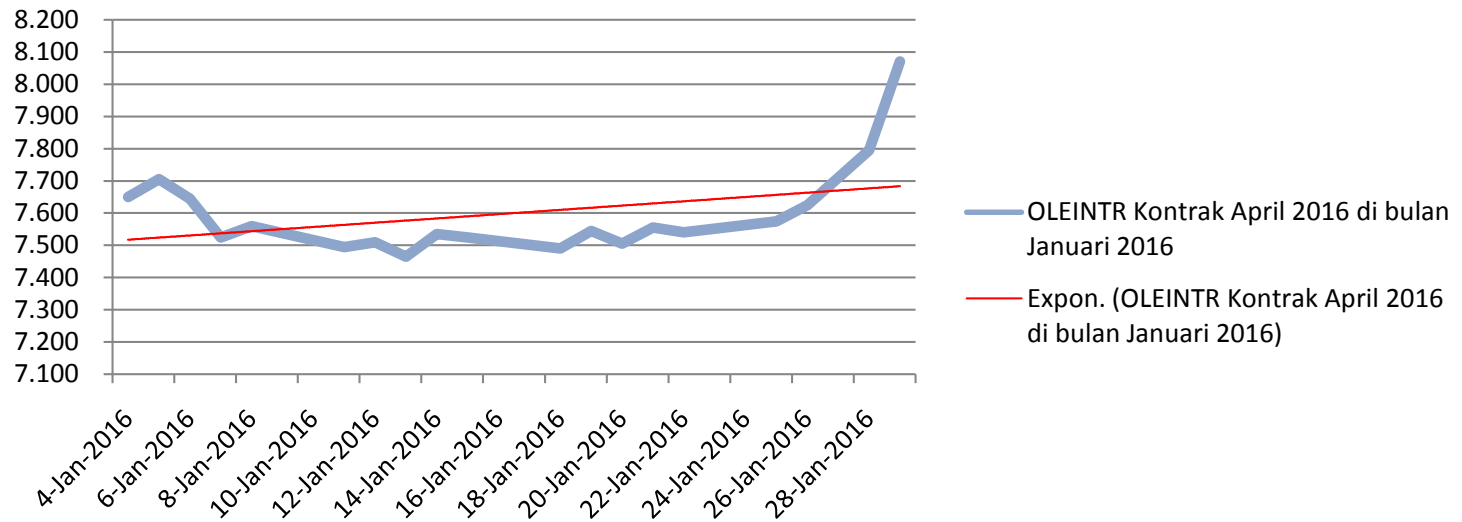
OLEINTR Kontrak Mei 2016 di bulan Maret 2016



Informasi Harga Harian dari Bursa Komoditi Derivatif Indonesia OLEINTR Kontrak April 2016 di bulan Januari 2016

Date	Contract Prices (IDR)							Transaction Volume	Open Interest
	Previous	Open	High	Low	Last	Settlement	Change		
4-Jan-2016	7.820	-	-	-	-	7.650	(170)	-	-
5-Jan-2016	7.650	-	-	-	-	7.705	55	-	-
6-Jan-2016	7.705	-	-	-	-	7.645	(60)	-	-
7-Jan-2016	7.645	-	-	-	-	7.525	(120)	-	-
8-Jan-2016	7.525	-	-	-	-	7.560	35	-	-
11-Jan-2016	7.560	-	-	-	-	7.495	(65)	-	-
12-Jan-2016	7.545	-	-	-	-	7.510	(35)	-	-
13-Jan-2016	7.405	-	-	-	-	7.465	60	-	-
14-Jan-2016	7.465	-	-	-	-	7.535	70	-	-
15-Jan-2016	7.535	-	-	-	-	7.525	(10)	-	-
18-Jan-2016	7.525	-	-	-	-	7.490	(35)	-	-
19-Jan-2016	7.490	-	-	-	-	7.545	55	-	-
20-Jan-2016	7.545	-	-	-	-	7.505	(40)	-	-
21-Jan-2016	7.505	-	-	-	-	7.555	50	-	-
22-Jan-2016	7.555	-	-	-	-	7.540	(15)	-	-
25-Jan-2016	7.540	-	-	-	-	7.575	35	-	-
26-Jan-2016	7.575	-	-	-	-	7.625	50	-	-
27-Jan-2016	7.625	-	-	-	-	7.710	85	-	-
28-Jan-2016	7.710	-	-	-	-	7.795	85	-	-
29-Jan-2016	7.795	-	-	-	-	8.070	275	-	-

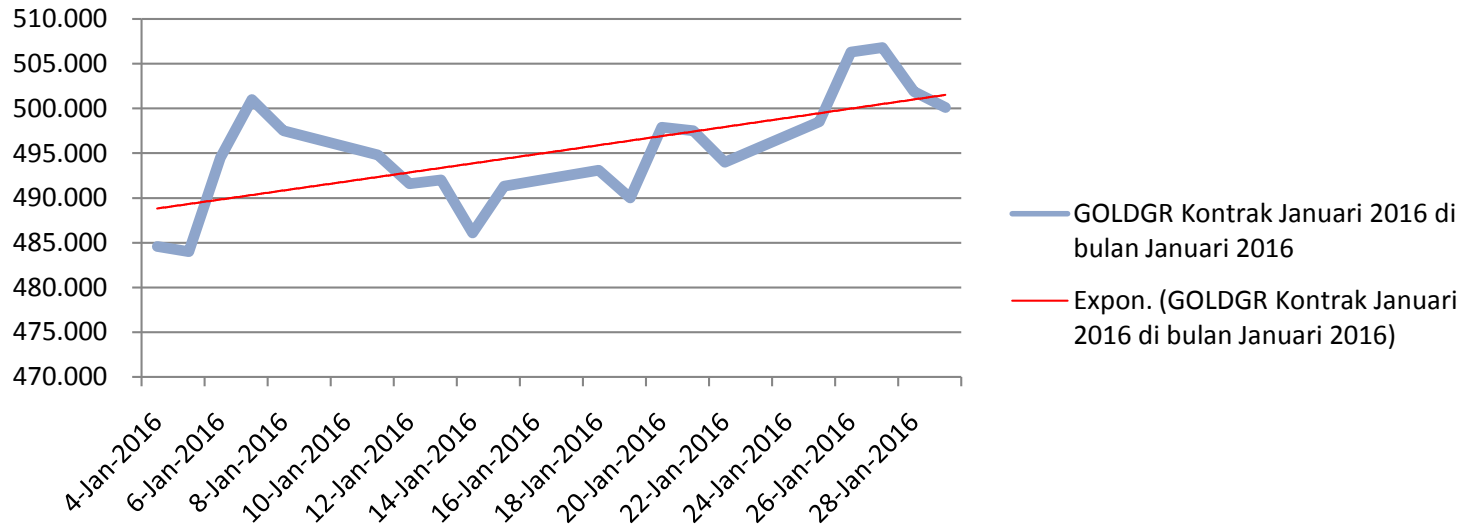
OLEINTR Kontrak April 2016 di bulan Januari 2016



Informasi Harga Harian dari Bursa Komoditi Derivatif Indonesia GOLDGR Kontrak Januari 2016 di bulan Januari 2016

Date	Contract Prices (IDR)							Transaction Volume	Open Interest
	Previous	Open	High	Low	Last	Settlement	Change		
4-Jan-2016	474.700	-	-	-	-	484.600	9.900	-	-
5-Jan-2016	484.600	-	-	-	-	484.000	(600)	-	-
6-Jan-2016	484.000	-	-	-	-	494.500	10.500	-	-
7-Jan-2016	494.500	-	-	-	-	501.000	6.500	-	-
8-Jan-2016	501.000	-	-	-	-	497.500	(3.500)	-	-
11-Jan-2016	497.500	-	-	-	-	494.800	(2.700)	-	-
12-Jan-2016	494.800	-	-	-	-	491.600	(3.200)	-	-
13-Jan-2016	491.600	-	-	-	-	492.000	400	-	-
14-Jan-2016	492.000	-	-	-	-	486.100	(5.900)	-	-
15-Jan-2016	486.100	-	-	-	-	491.300	5.200	-	-
18-Jan-2016	491.300	-	-	-	-	493.100	1.800	-	-
19-Jan-2016	493.100	-	-	-	-	490.000	(3.100)	-	-
20-Jan-2016	490.000	-	-	-	-	497.900	7.900	-	-
21-Jan-2016	497.900	-	-	-	-	497.500	(400)	-	-
22-Jan-2016	497.500	-	-	-	-	494.000	(3.500)	-	-
25-Jan-2016	494.000	-	-	-	-	498.500	4.500	-	-
26-Jan-2016	498.500	-	-	-	-	506.300	7.800	-	-
27-Jan-2016	506.300	-	-	-	-	506.800	500	-	-
28-Jan-2016	506.800	-	-	-	-	501.900	(4.900)	-	-
29-Jan-2016	501.900	-	-	-	-	500.100	(1.800)	-	-

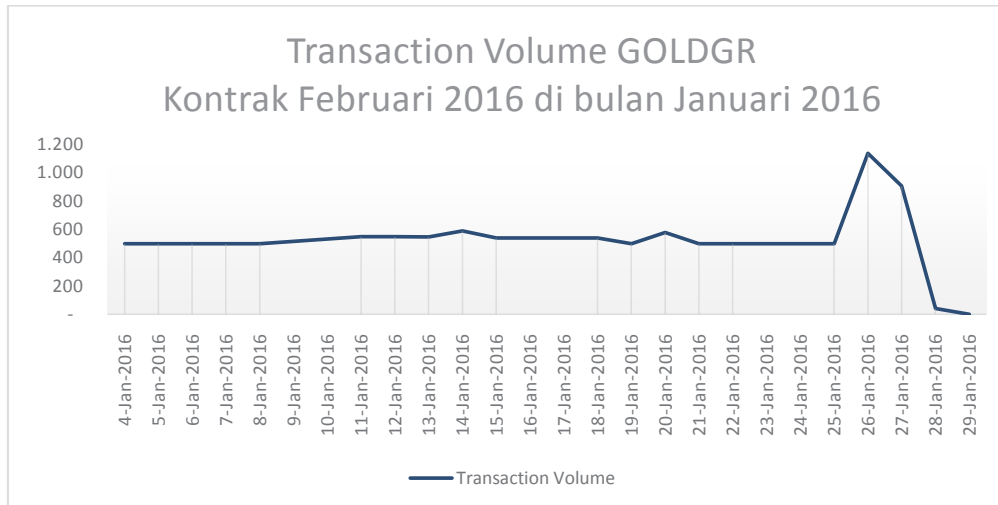
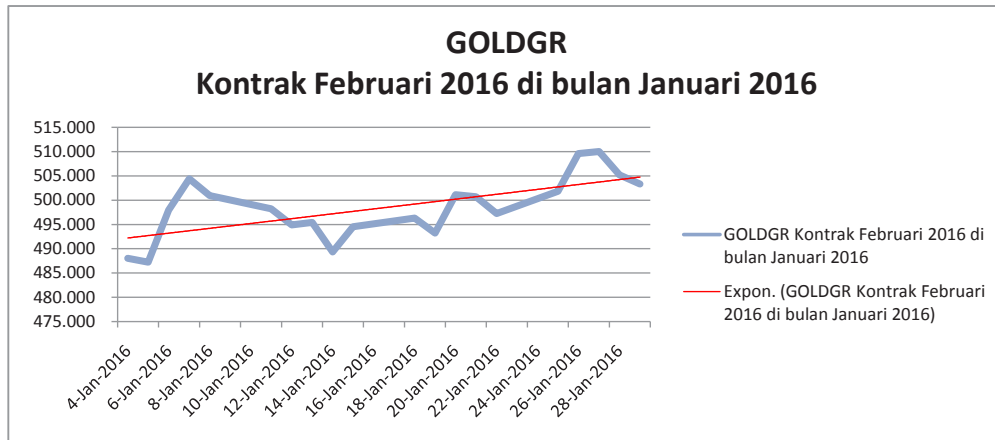
GOLDGR Kontrak Januari 2016 di bulan Januari 2016



Informasi Harga Harian dari Bursa Komoditi Derivatif Indonesia

GOLDGR Kontrak Februari 2016 di bulan Januari 2016

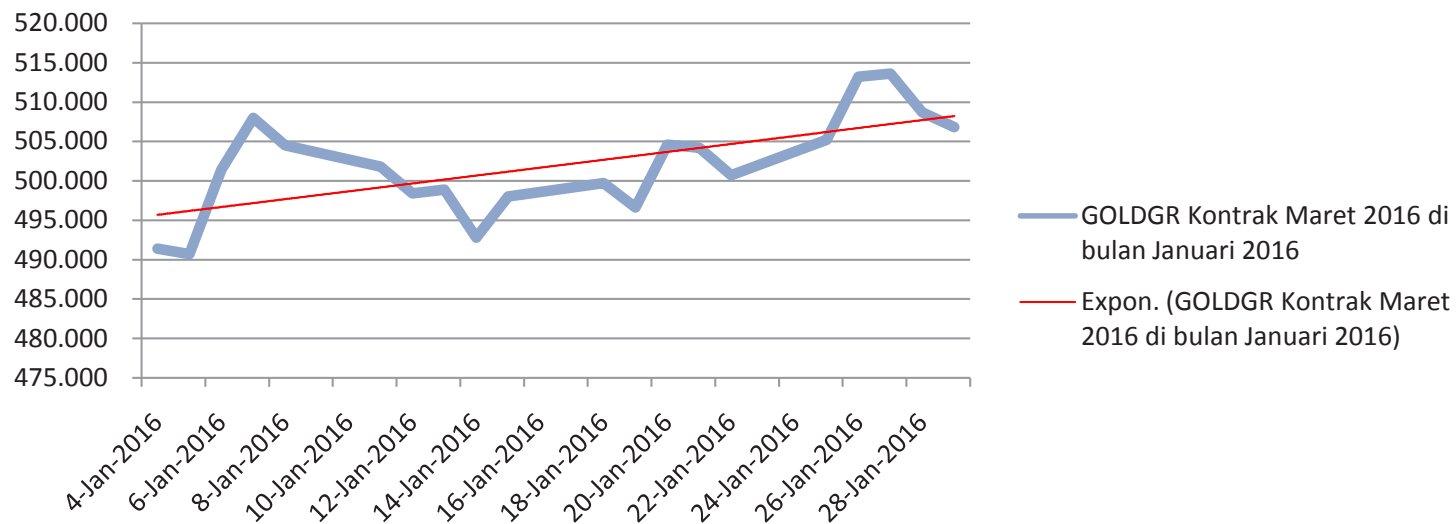
Date	Contract Prices (IDR)							Transaction Volume	Open Interest
	Previous	Open	High	Low	Last	Settlement	Change		
4-Jan-2016	478.000	485.000	485.000	484.300	484.700	488.000	10.000	500	-
5-Jan-2016	488.000	490.300	490.900	490.300	490.600	487.200	(800)	500	-
6-Jan-2016	487.200	490.200	490.500	489.800	489.800	497.900	10.700	500	-
7-Jan-2016	497.900	499.500	499.500	499.100	499.200	504.400	6.500	500	-
8-Jan-2016	504.400	500.000	500.200	499.600	500.200	500.900	(3.500)	500	-
11-Jan-2016	500.900	502.600	502.700	502.200	502.700	498.200	(2.700)	550	-
12-Jan-2016	498.200	495.500	495.800	495.300	495.700	494.900	(3.300)	550	-
13-Jan-2016	494.900	491.200	491.700	491.200	491.500	495.400	500	548	-
14-Jan-2016	495.400	496.200	497.800	496.200	497.800	489.300	(6.100)	590	-
15-Jan-2016	489.300	498.500	498.500	490.500	490.800	494.500	5.200	540	-
18-Jan-2016	494.500	497.500	498.200	497.200	498.200	496.300	1.800	540	-
19-Jan-2016	496.300	495.700	496.700	495.700	496.400	493.200	(3.100)	500	-
20-Jan-2016	493.200	496.400	497.200	496.000	497.200	501.100	7.900	580	-
21-Jan-2016	501.100	500.000	500.200	499.200	499.200	500.700	(400)	500	-
22-Jan-2016	500.700	499.600	499.800	499.200	499.700	497.200	(3.500)	500	-
25-Jan-2016	497.200	498.500	498.700	498.300	498.600	501.800	4.600	500	-
26-Jan-2016	501.800	504.100	505.900	504.100	505.300	509.600	7.800	1.140	-
27-Jan-2016	509.600	508.500	512.800	508.500	510.900	510.000	400	908	-
28-Jan-2016	510.000	511.200	512.100	511.200	512.100	505.200	(4.800)	40	-
29-Jan-2016	505.200	-	-	-	-	503.300	(1.900)	-	-



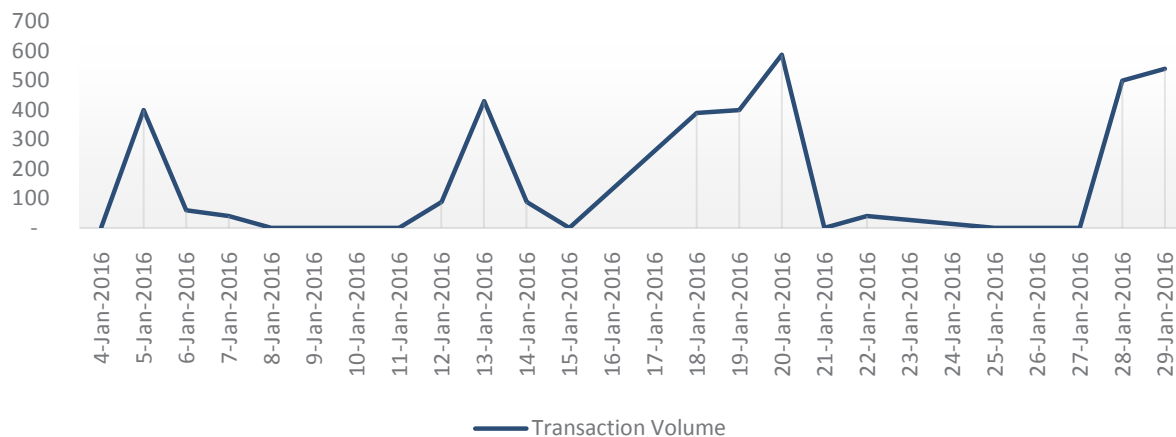
Informasi Harga Harian dari Bursa Komoditi Derivatif Indonesia GOLDGR Kontrak Maret 2016 di bulan Januari 2016

Date	Contract Prices (IDR)							Transaction Volume	Open Interest
	Previous	Open	High	Low	Last	Settlement	Change		
4-Jan-2016	481.500	-	-	-	-	491.400	9.900	-	-
5-Jan-2016	491.400	492.500	492.500	491.300	491.300	490.700	(700)	400	-
6-Jan-2016	490.700	492.300	492.300	491.100	491.100	501.400	10.700	60	-
7-Jan-2016	501.400	502.700	502.700	502.100	502.100	508.000	6.600	40	-
8-Jan-2016	508.000	-	-	-	-	504.500	(3.500)	-	-
11-Jan-2016	504.500	-	-	-	-	501.800	(2.700)	-	-
12-Jan-2016	501.800	502.900	502.900	501.200	502.600	498.400	(3.400)	88	-
13-Jan-2016	498.400	499.500	499.500	497.500	497.500	498.900	500	430	-
14-Jan-2016	498.900	496.500	498.500	496.500	497.600	492.800	(6.100)	88	-
15-Jan-2016	492.800	-	-	-	-	498.000	5.200	-	-
18-Jan-2016	498.000	496.900	498.900	496.900	498.300	499.700	1.700	390	-
19-Jan-2016	499.700	496.100	497.900	496.100	497.200	496.600	(3.100)	400	-
20-Jan-2016	496.600	498.100	500.900	498.100	500.500	504.600	8.000	588	-
21-Jan-2016	504.600	-	-	-	-	504.200	(400)	-	-
22-Jan-2016	504.200	506.500	506.500	505.500	505.500	500.700	(3.500)	40	-
25-Jan-2016	500.700	-	-	-	-	505.200	4.500	-	-
26-Jan-2016	505.200	-	-	-	-	513.200	8.000	-	-
27-Jan-2016	513.200	-	-	-	-	513.600	400	-	-
28-Jan-2016	513.600	508.000	508.200	507.600	508.200	508.700	(4.900)	500	-
29-Jan-2016	508.700	504.000	505.100	504.000	505.100	506.800	(1.900)	540	-

GOLDGR Kontrak Maret 2016 di bulan Januari 2016



Transaction Volume GOLDGR Kontrak Maret 2016 di bulan Januari 2016

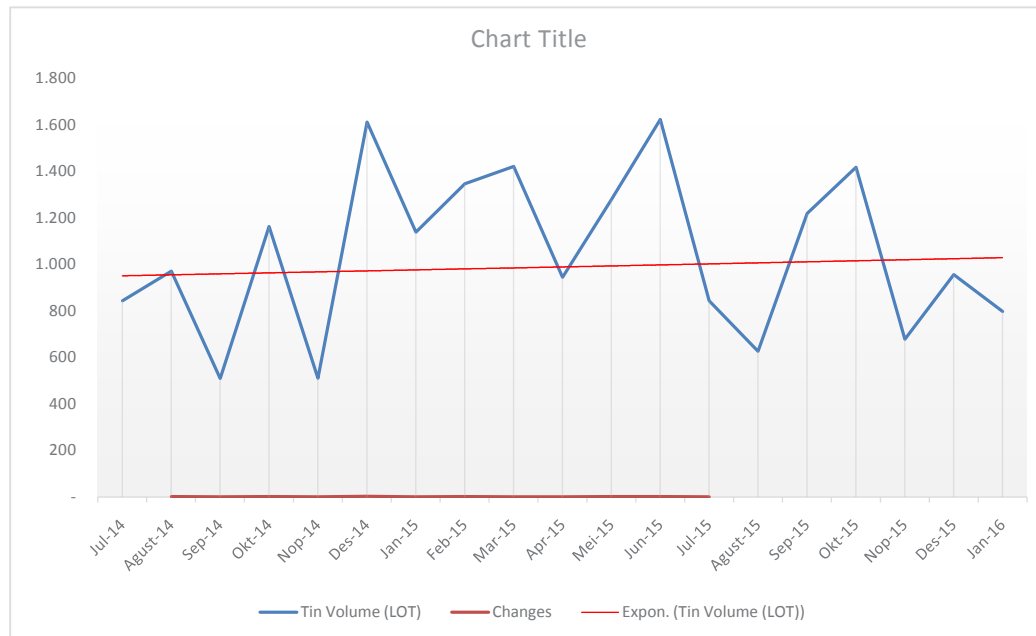


Informasi Harga Harian dari Bursa Komoditi Derivatif Indonesia GOLDID di bulan Januari 2016

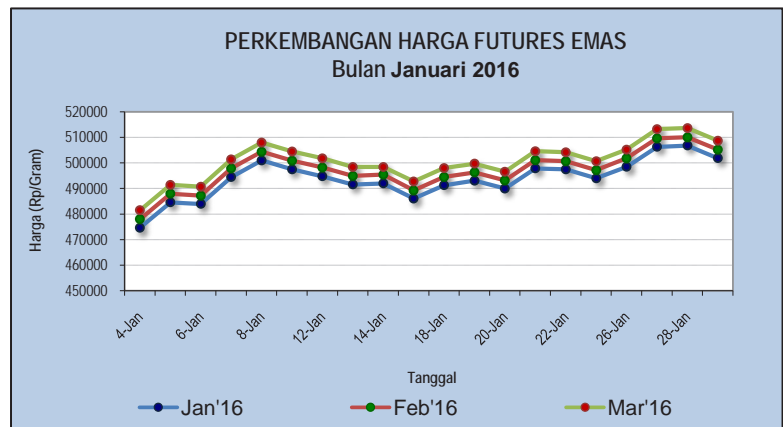
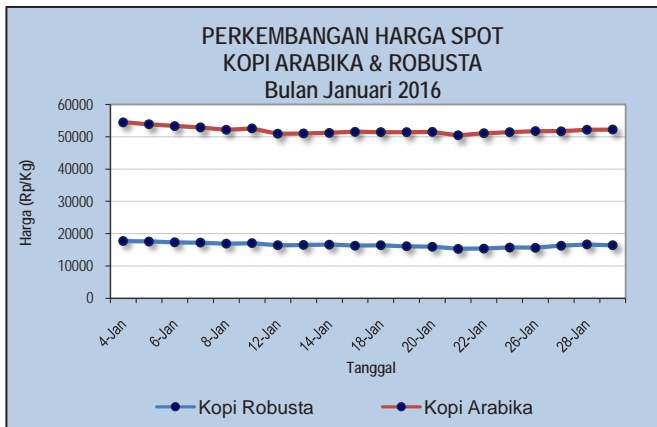
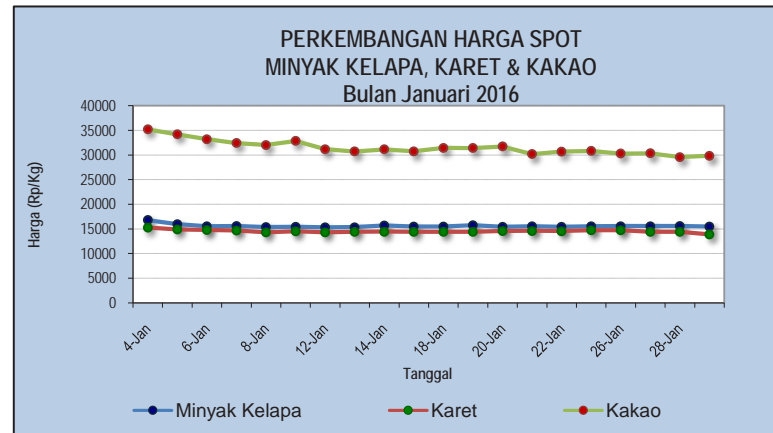
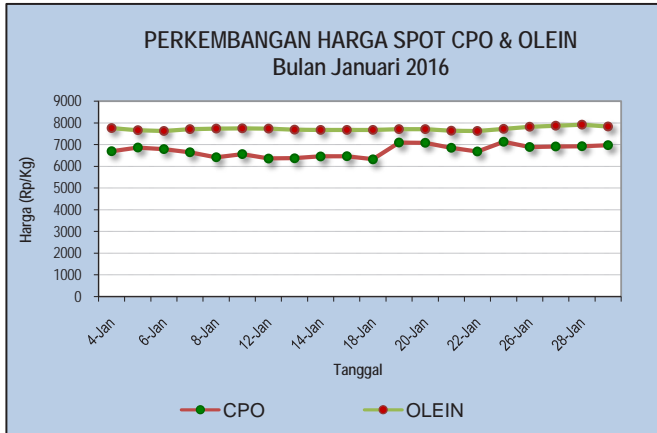
Date	Contract Prices (IDR)							Transaction Volume	Open Interest
	Previous	Open	High	Low	Last	Settlement	Change		
4-Jan-2016	1.061	-	-	-	-	1.074	14	-	5
5-Jan-2016	1.074	-	-	-	-	1.078	4	-	5
6-Jan-2016	1.078	1.085	1.095	1.085	1.095	1.094	16	2	4
7-Jan-2016	1.094	-	-	-	-	1.110	16	-	4
8-Jan-2016	1.110	-	-	-	-	1.104	(6)	-	4
11-Jan-2016	1.104	-	-	-	-	1.095	(8)	-	4
12-Jan-2016	1.095	1.095	1.095	1.095	1.095	1.090	(6)	2	4
13-Jan-2016	1.090	-	-	-	-	1.094	5	-	4
14-Jan-2016	1.094	1.092	1.092	1.092	1.092	1.078	(16)	1	4
15-Jan-2016	1.078	-	-	-	-	1.089	11	-	4
18-Jan-2016	1.089	-	-	-	-	1.090	0	-	4
19-Jan-2016	1.090	-	-	-	-	1.087	(3)	-	4
20-Jan-2016	1.087	1.106	1.106	1.106	1.106	1.101	14	1	4
21-Jan-2016	1.101	-	-	-	-	1.101	0	-	4
22-Jan-2016	1.101	-	-	-	-	1.098	(3)	-	4
25-Jan-2016	1.098	-	-	-	-	1.108	10	-	4
26-Jan-2016	1.108	1.110	1.119	1.110	1.119	1.121	13	2	4
27-Jan-2016	1.121	1.120	1.120	1.117	1.118	1.125	4	241	5
28-Jan-2016	1.125	1.119	1.119	1.118	1.118	1.114	(11)	2	7
29-Jan-2016	1.114	-	-	-	-	1.118	4	-	7

Months	Tin Volume (LOT)	Growth
Jul-14	844	
Agust-14	971	15%
Sep-14	510	-47%
Okt-14	1.163	128%
Nop-14	511	-56%
Des-14	1.611	215%
Jan-15	1.139	-29%
Feb-15	1.346	18%
Mar-15	1.421	6%
Apr-15	945	-33%
Mei-15	1.279	35%
Jun-15	1.623	27%
Jul-15	844	-48%
Agust-15	627	-26%
Sep-15	1.219	94%
Okt-15	1.418	-13%
Nop-15	679	-52%
Des-15	956	41%
Jan-16	798	-35%

Volume Pelelangan Timah Dalam Setahun Terakhir
Tin Auction Volume in a Year



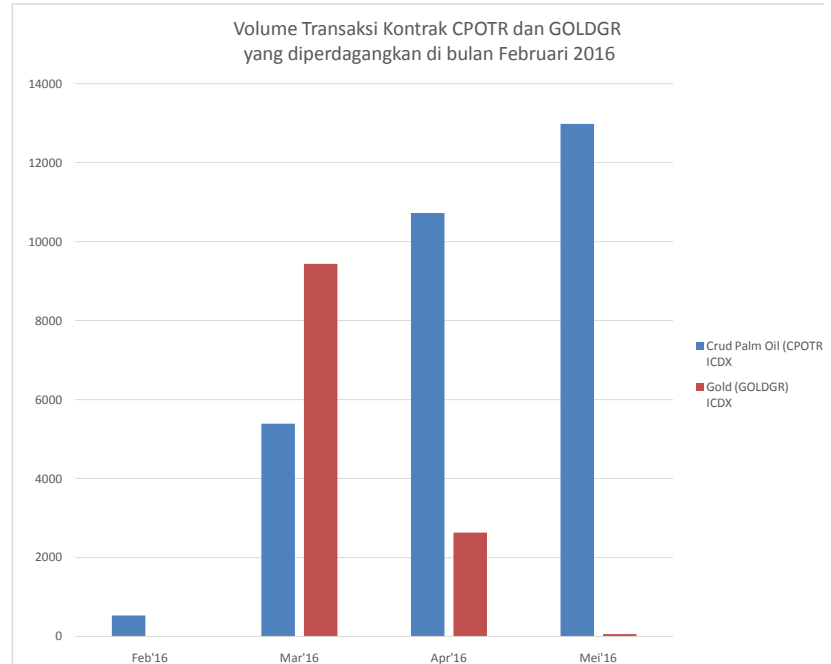
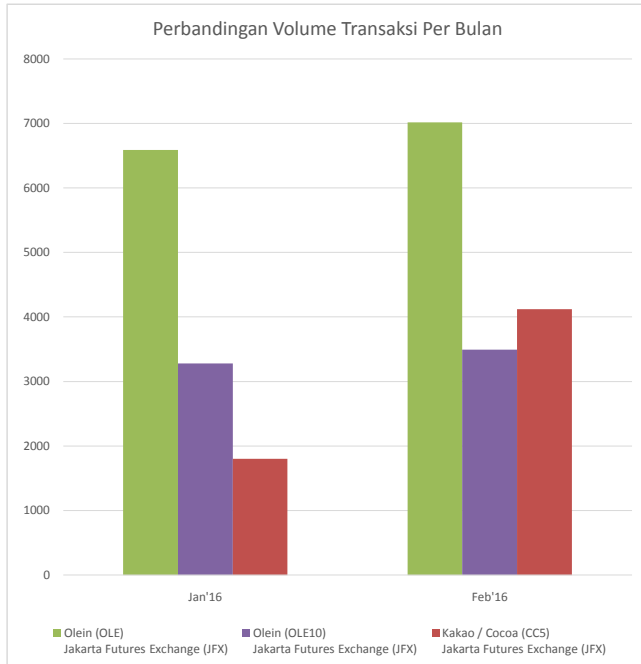
Grafik Perkembangan Harga Komoditi *Historical Commodity Price Charts*



FEBRUARI-FEBRUARY 2016

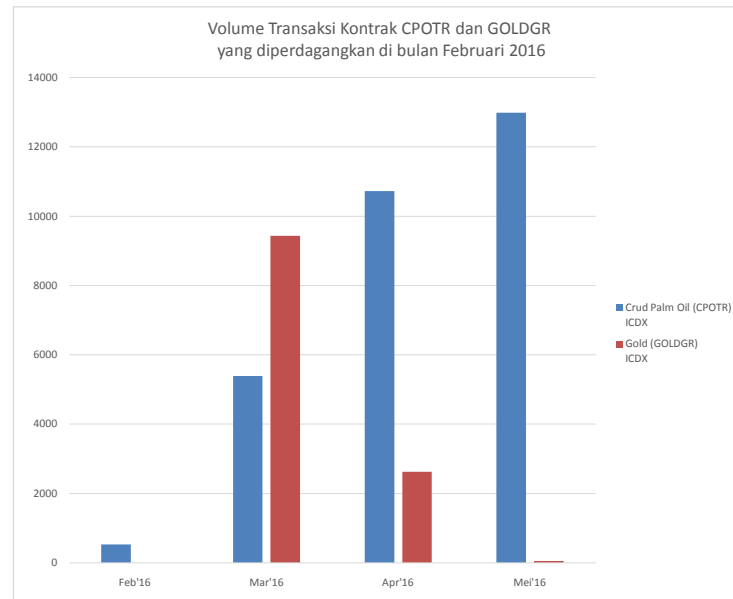
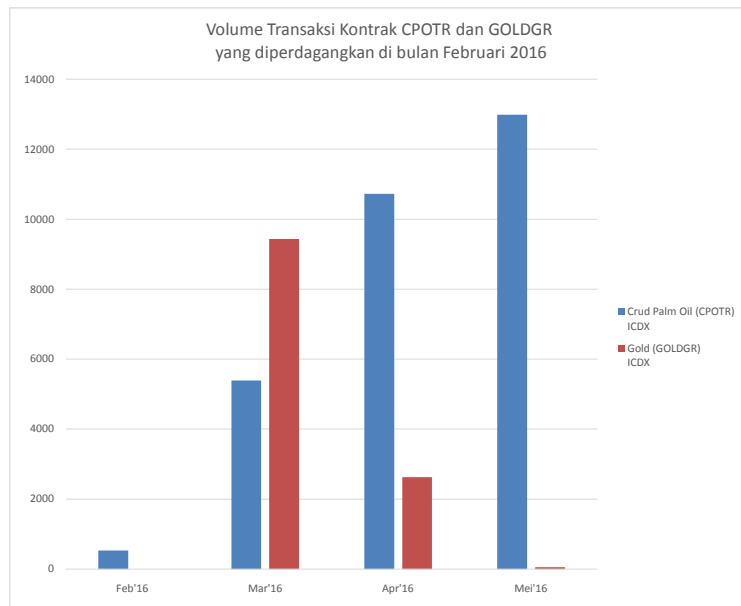
Ikhtisar Pasar Overview of The Market

<div>Kontrak (Contract) / bulan (Month)</div> <div>Uraian (Items)</div>	<div>Olein (OLE)</div> <div>Jakarta Futures Exchange (JFX)</div>			<div>Olein (OLE10)</div> <div>Jakarta Futures Exchange (JFX)</div>			<div>Kakao / Cocoa (CC5)</div> <div>Jakarta Futures Exchange (JFX)</div>		
	Jan'16	Feb'16	Perubahan / Change	Jan'16	Feb'16	Perubahan / Change	Jan'16	Feb'16	Perubahan / Change
Hari perdagangan (hari) Trading Days (days)	20	19	-1	19	20	1	20	17	-3
Jumlah Transaksi (kali) Frequency (times)	554	673	119	450	461	11	121	114	-7
Volume Transaksi (lot) Volume (lots)	6589	7013	424	3282	3492	210	1.803	4.120	2.317
Rata-rata Volume Harian (lot) Daily Volume Average (lots)	11,89	10,42	-1,47	7,29	7,57	0,28	14,90	36,14	21
Volume Tertinggi (lot) High Volume (lots)	50	50	0	50	50	0	15	500	485
Volume Terendah (lot) Low Volume (lots)	1	1	0	1	1	0	3	15	12
Harga tertinggi (Rp) High Prices (Rp)	8030	9150	1120	7975	8765	790	39610	38550	-1.060
Harga terendah (Rp) Low Prices (Rp)	6800	7510	710	7330	7740	410	32880	31880	-1.000
Rata-rata harga harian (Rp) Daily Price Average (Rp)	7.727	8.375	648	7.663	8.295	632	35531	33465	-2066



<div>Kontrak (Contract) / bulan (Month)</div> <div>Uraian (Items)</div>	Crud Palm Oil (CPOTR)				Olein (OLEINTR)			
	ICDX				ICDX			
	Feb'16	Mar'16	Apr'16	Mei'16	Feb'16	Mar'16	Apr'16	Mei'16
Hari perdagangan (hari) Trading Days (days)	11	20	20	20	10	20	20	20
Volume Transaksi (lot) Volume (lots)	534	5394	10732	12985	6	13	5	0
Rata-rata Volume Harian (lot) Daily Volume Average (lots)	49	270	537	649	1	1	1	0
Volume Tertinggi (lot) High Volume (lots)	62	403	994	1209	1	2	1	0
Volume Terendah (lot) Low Volume (lots)	0	0	0	0	0	0	0	0
Harga tertinggi (Rp) High Prices (Rp)	8210	8615	8650	8650	7840	8045	8295	8275
Harga terendah (Rp) Low Prices (Rp)	7465	7855	8215	8065	7275	7635	7895	7850
Rata-rata harga harian (Rp) Daily Price Average (Rp)	8003	8276	8445	8385	7642	7887	8144	8084

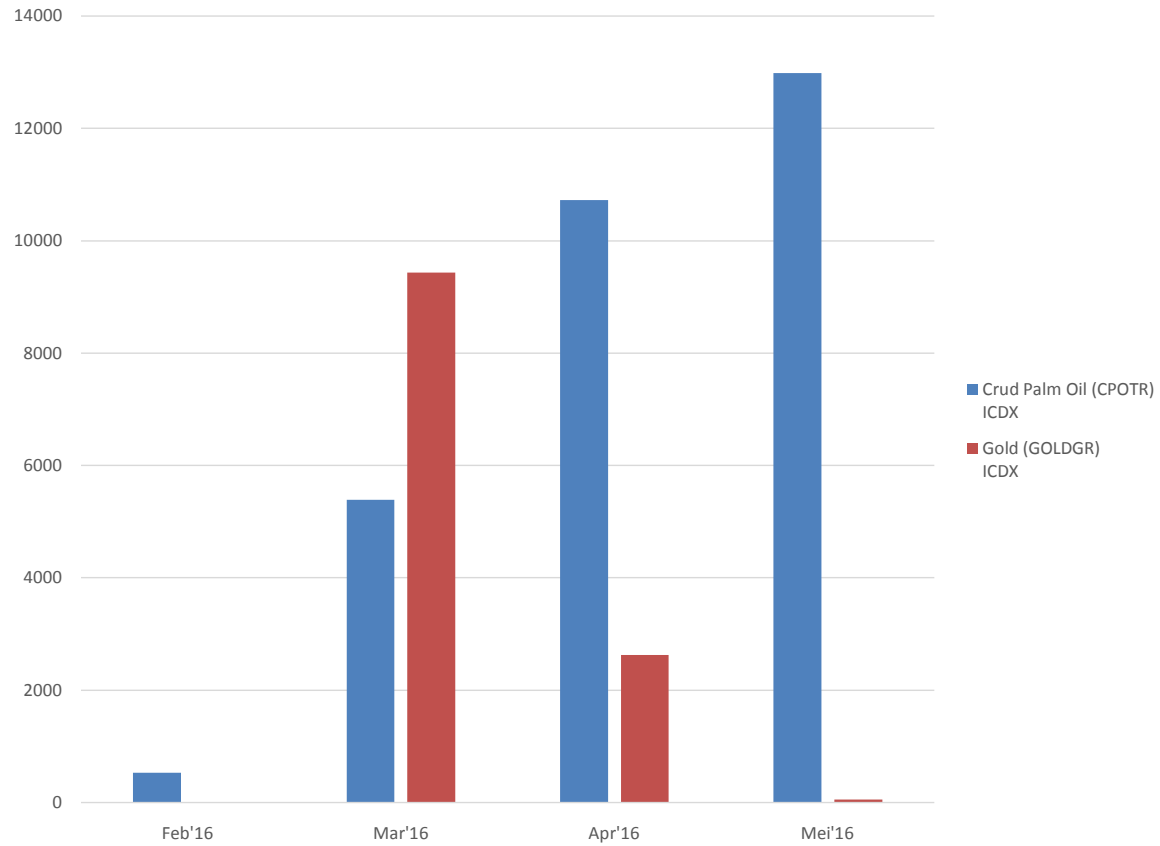
<div>Kontrak (Contract)</div> <div>Uraian (Items)</div>	Crud Palm Oil (CPOTR)				Olein (OLEINTR)			
	ICDX				ICDX			
	Feb'16	Mar'16	Apr'16	Mei'16	Feb'16	Mar'16	Apr'16	Mei'16
Hari perdagangan (hari) Trading Days (days)	11	20	20	20	10	20	20	20
Volume Transaksi (lot) Volume (lots)	534	5394	10732	12985	6	13	5	0
Rata-rata Volume Harian (lot) Daily Volume Average (lots)	49	270	537	649	1	1	1	0
Volume Tertinggi (lot) High Volume (lots)	62	403	994	1209	1	2	1	0
Volume Terendah (lot) Low Volume (lots)	0	0	0	0	0	0	0	0
Harga tertinggi (Rp) High Prices (Rp)	8210	8615	8650	8650	7840	8045	8295	8275
Harga terendah (Rp) Low Prices (Rp)	7465	7855	8215	8065	7275	7635	7895	7850
Rata-rata harga harian (Rp) Daily Price Average (Rp)	8003	8276	8445	8385	7642	7887	8144	8084



<div>Kontrak (Contract)</div> <div>Uraian (Items)</div>	<div>Crud Palm Oil (CPOTR)</div> <div>ICDX</div>				<div>Olein (OLEINTR)</div> <div>ICDX</div>			
	Feb'16	Mar'16	Apr'16	Mei'16	Feb'16	Mar'16	Apr'16	Mei'16
Hari perdagangan (hari) Trading Days (days)	11	20	20	20	10	20	20	20
Volume Transaksi (lot) Volume (lots)	534	5394	10732	12985	6	13	5	0
Rata-rata Volume Harian (lot) Daily Volume Average (lots)	49	270	537	649	1	1	1	0
Volume Tertinggi (lot) High Volume (lots)	62	403	994	1209	1	2	1	0
Volume Terendah (lot) Low Volume (lots)	0	0	0	0	0	0	0	0
Harga tertinggi (Rp) High Prices (Rp)	8210	8615	8650	8650	7840	8045	8295	8275
Harga terendah (Rp) Low Prices (Rp)	7465	7855	8215	8065	7275	7635	7895	7850
Rata-rata harga harian (Rp) Daily Price Average (Rp)	8003	8276	8445	8385	7642	7887	8144	8084

<div>Kontrak (Contract)</div> <div>Uraian (Items)</div>	Crud Palm Oil (CPOTR)				Olein (OLEINTR)			
	ICDX				ICDX			
	Feb'16	Mar'16	Apr'16	Mei'16	Feb'16	Mar'16	Apr'16	Mei'16
Hari perdagangan (hari) Trading Days (days)	11	20	20	20	10	20	20	20
Volume Transaksi (lot) Volume (lots)	534	5394	10732	12985	6	13	5	0
Rata-rata Volume Harian (lot) Daily Volume Average (lots)	49	270	537	649	1	1	1	0
Volume Tertinggi (lot) High Volume (lots)	62	403	994	1209	1	2	1	0
Volume Terendah (lot) Low Volume (lots)	0	0	0	0	0	0	0	0
Harga tertinggi (Rp) High Prices (Rp)	8210	8615	8650	8650	7840	8045	8295	8275
Harga terendah (Rp) Low Prices (Rp)	7465	7855	8215	8065	7275	7635	7895	7850
Rata-rata harga harian (Rp) Daily Price Average (Rp)	8003	8276	8445	8385	7642	7887	8144	8084

Volume Transaksi Kontrak CPOTR dan GOLDGR
yang diperdagangkan di bulan Februari 2016



Harga Bulanan / Monthly Prices

GOLD (GOLDGR)

Indonesia Commodity & Derivatives Exchange (ICDX)

February / Februari '16

Bulan Penyerahan / Delivery Months Uraian / Items	Feb'16 (Rp/Kg)	Mar'16 (Rp/Kg)	Ap'16 (Rp/Kg)	Mei'16 (Rp/Kg)
Pembukaan Open	0	473395	294350	27110
Tertinggi High	0	473905	294850	27180
Terendah Low	0	473165	294160	27110
Penutupan Settlement	526675	529860	533420	537320

Jakarta Futures Exchange (JFX) dan Indonesia Commodity & Derivatives Exchange (ICDX)

February / Februari '16

Bulan Penyerahan / Delivery Months Uraian / Items	Feb'16							
	Emas / Gold (GOL)	Emas / Gold (GOL100)	Emas / Gold (GOL250)	Gulir Emas / Rolling Gold (KGE)	Gulir Emas / Rolling Gold (KGEUSD)	Gulir Emas Indeks / Rolling Gold Index (GOLIND)	Tunda Serah Emas (GOLDUD)	Tunda Serah Emas (GOLDID)
	(Rp/gr)	(Rp/gr)	(Rp/gr)	(Rp/gr)	(USD/T.Ounce)	Point	(Rp/gr)	(Rp/gr)
Pembukaan Open		528.161	498.297	0	0	13.423	0	421
Tertinggi High		530.725	499.969	0	0	13.430	0	422
Terendah Low		526.450	496.664	0	0	13.421	0	420
Penutupan Settlement	528.597	528.656	527.914	520.946	1.207	13.500	1.200	1.200

RBD PALM OLEIN (OLEINTR)
Indonesia Commodity & Derivatives Exchange (ICDX)

February / Februari '16

<div>Bulan Penyerahan /Delivery Months</div> <div>Uraian / Items</div>	Feb'16 (Rp/Kg)	Mar'16 (Rp/Kg)	Ap'16 (Rp/Kg)	Mei'16 (Rp/Kg)
Pembukaan Open	5.129	5.909	3.435	0
Tertinggi High	5.129	5.909	3.435	0
Terendah Low	5.129	5.909	3.435	0
Penutupan Settlement	7.642	7.887	8.144	8084

Crude Palm Oil (CPOTR)
Indonesia Commodity & Derivatives Exchange (ICDX)

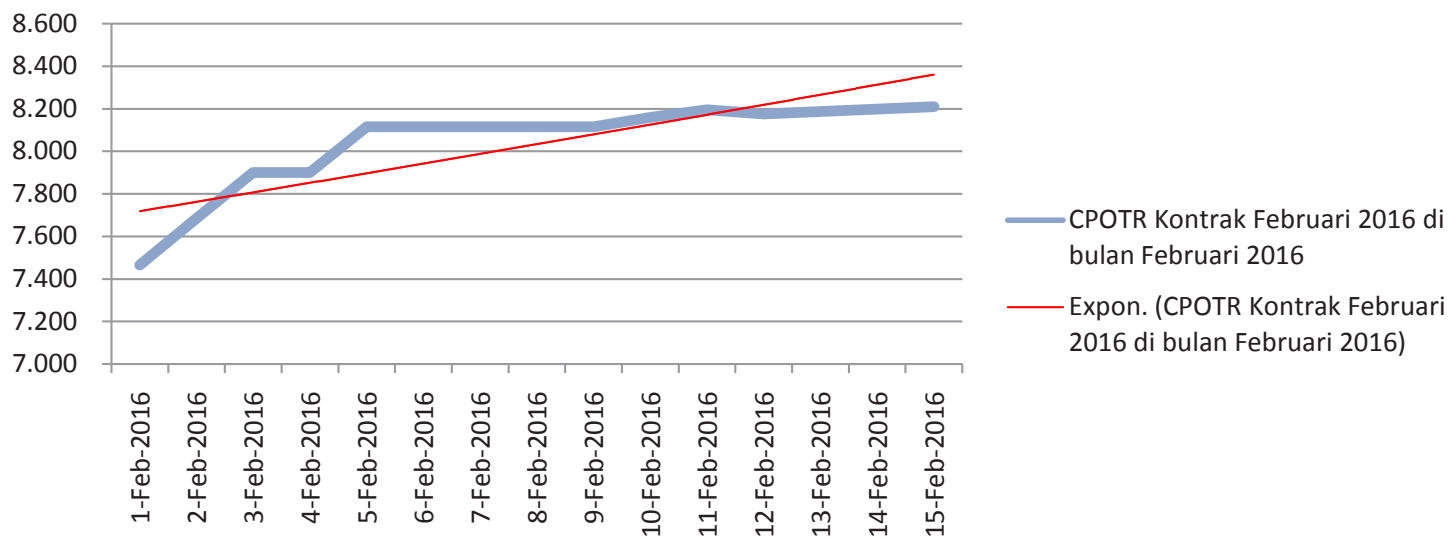
February / Februari '16

<div>Bulan Penyerahan /Delivery Months</div> <div>Uraian / Items</div>	Feb'16 (Rp/Kg)	Mar'16 (Rp/Kg)	Ap'16 (Rp/Kg)	Mei'16 (Rp/Kg)
Pembukaan Open	7177,27	7879	8025	7985
Tertinggi High	7358	7951	8116	8074
Terendah Low	7088	7830	7945	7900
Penutupan Settlement	8003	8276	8445	8385

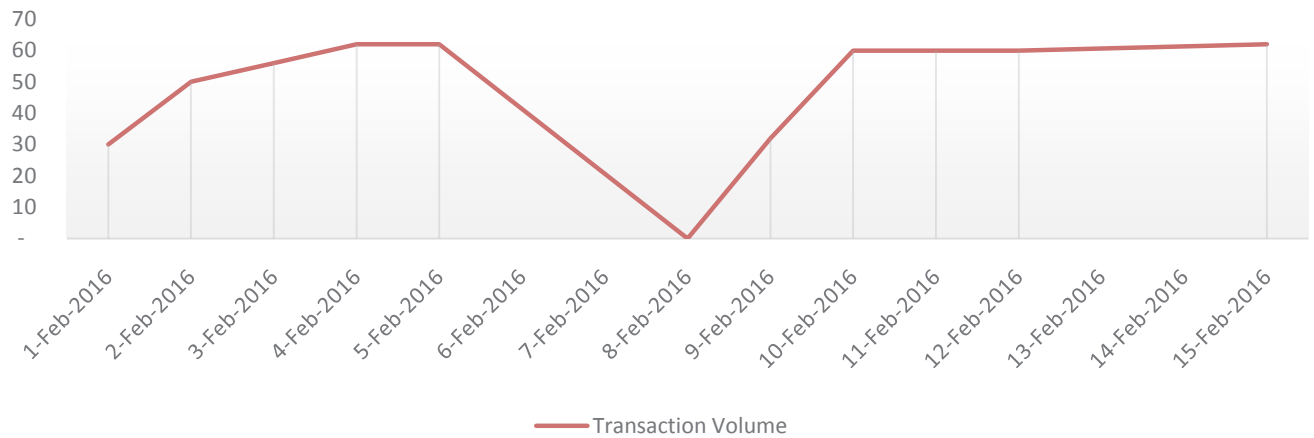
Informasi Harga Harian dari Bursa Komoditi Derivatif Indonesia CPOTR Kontrak Februari 2016 di bulan Februari 2016

Date	Contract Prices (IDR)							Transaction Volume	Open Interest
	Previous	Open	High	Low	Last	Settlement	Change		
1-Feb-2016	7.425	7.465	7.485	7.380	7.465	7.465	(70)	30	-
2-Feb-2016	7.465	7.585	7.770	7.510	7.685	7.685	(70)	50	-
3-Feb-2016	7.685	7.600	7.815	7.545	7.755	7.900	(70)	56	-
4-Feb-2016	7.900	8.075	8.075	7.805	7.900	7.900	(70)	62	2
5-Feb-2016	7.900	7.960	8.160	7.915	8.115	8.115	215	62	-
8-Feb-2016	8.115	-	-	-	-	8.115	-	-	-
9-Feb-2016	8.115	8.055	8.160	8.050	8.115	8.115	-	32	-
10-Feb-2016	8.115	7.935	8.525	7.935	8.125	8.160	45	60	-
11-Feb-2016	8.160	7.980	8.230	7.980	8.160	8.195	35	60	-
12-Feb-2016	8.195	8.365	8.410	7.915	8.175	8.175	(20)	60	-
15-Feb-2016	8.175	7.930	8.305	7.930	8.175	8.210	35	62	-

CPOTR Kontrak Februari 2016 di bulan Februari 2016



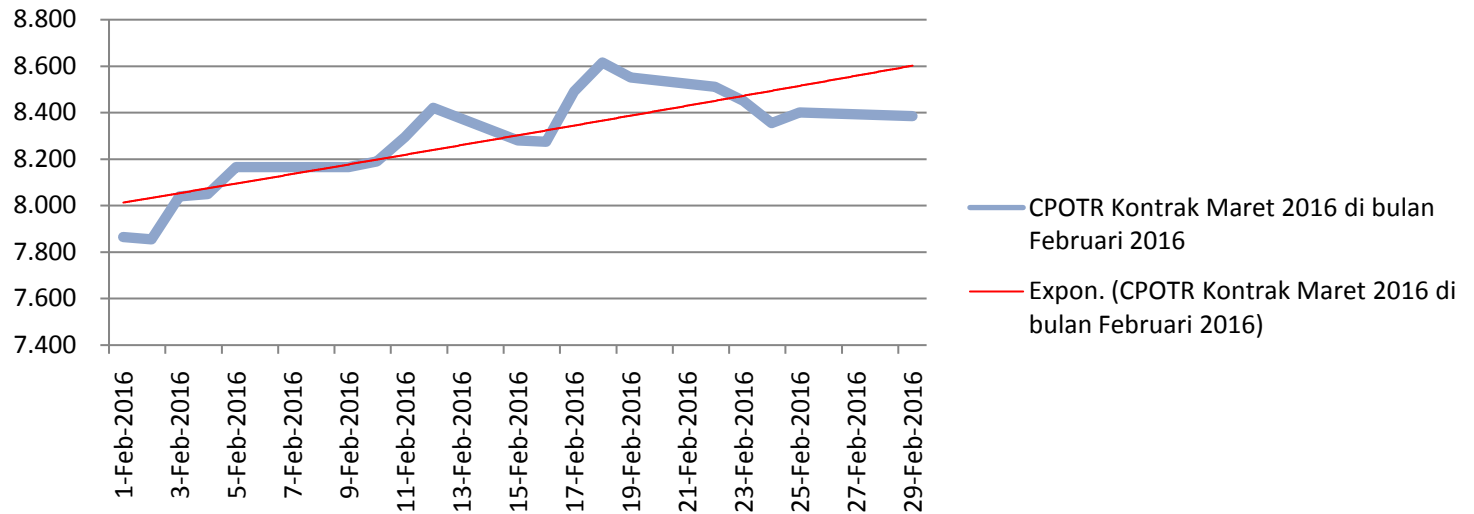
Transaction Volume CPOTR Kontrak Februari 2016 di bulan Februari 2016



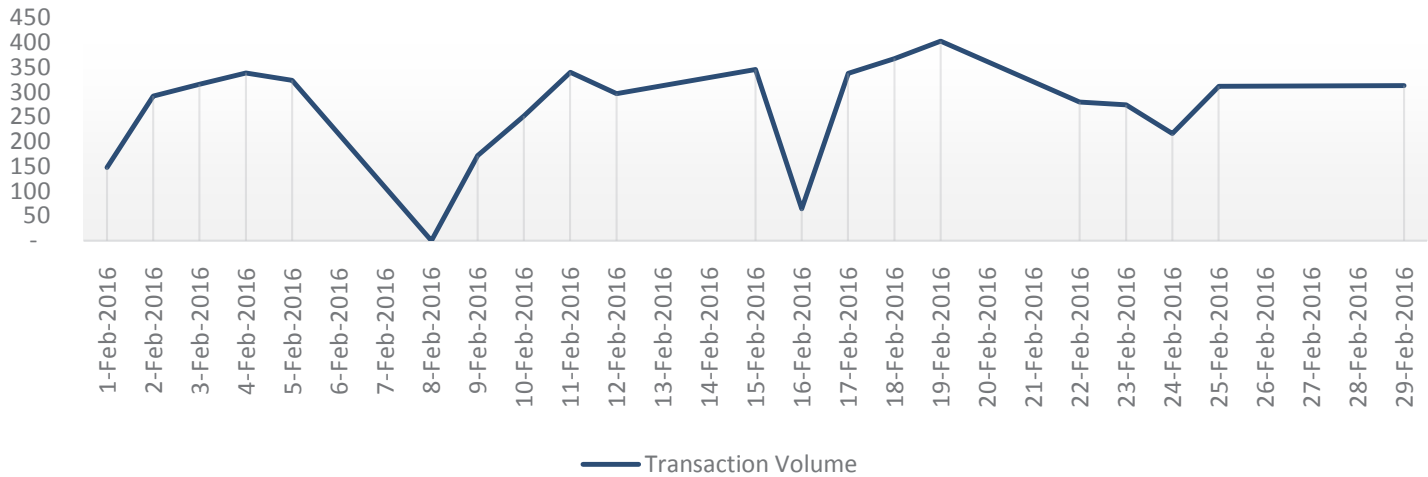
Informasi Harga Harian dari Bursa Komoditi Derivatif Indonesia CPOTR Kontrak Maret 2016 di bulan Februari 2016

Date	Contract Prices (IDR)							Transaction Volume	Open Interest
	Previous	Open	High	Low	Last	Settlement	Change		
1-Feb-2016	7.805	7.845	7.865	7.765	7.865	7.865	120	148	33
2-Feb-2016	7.865	7.945	8.155	7.875	8.100	7.855	120	292	5
3-Feb-2016	7.855	7.815	7.960	7.800	7.925	8.040	120	316	12
4-Feb-2016	8.040	8.045	8.130	7.925	8.025	8.050	120	339	6
5-Feb-2016	8.050	8.040	8.250	8.035	8.165	8.165	115	324	16
8-Feb-2016	8.165	-	-	-	-	8.165	-	-	16
9-Feb-2016	8.165	8.205	8.210	8.125	8.165	8.165	-	172	-
10-Feb-2016	8.165	8.150	8.240	8.080	8.125	8.190	25	252	-
11-Feb-2016	8.190	8.175	8.280	8.135	8.255	8.295	105	340	-
12-Feb-2016	8.295	8.405	8.505	8.320	8.480	8.420	125	297	10
15-Feb-2016	8.420	8.460	8.465	8.200	8.280	8.280	(140)	346	-
16-Feb-2016	8.280	8.385	8.385	8.165	8.220	8.275	(5)	64	-
17-Feb-2016	8.605	8.630	8.700	8.525	8.685	8.490	(115)	338	-
18-Feb-2016	8.490	8.555	8.555	8.360	8.480	8.615	125	368	11
19-Feb-2016	8.615	8.635	8.720	8.525	8.550	8.550	(65)	403	5
22-Feb-2016	8.550	8.620	8.620	8.455	8.510	8.510	(40)	280	27
23-Feb-2016	8.510	8.505	8.520	8.395	8.450	8.450	(60)	274	19
24-Feb-2016	8.450	8.370	8.455	8.325	8.355	8.355	(95)	216	15
25-Feb-2016	8.355	8.370	8.485	8.360	8.400	8.400	45	312	19
29-Feb-2016	8.405	8.430	8.510	8.375	8.425	8.385	(20)	313	-

CPOTR Kontrak Maret 2016 di bulan Februari 2016



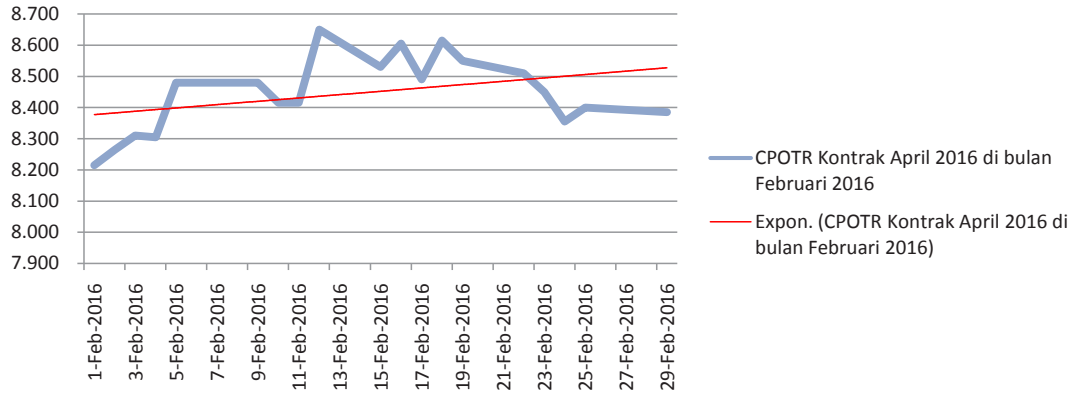
Transaction Volume CPOTR Kontrak Maret 2016 di bulan Februari 2016



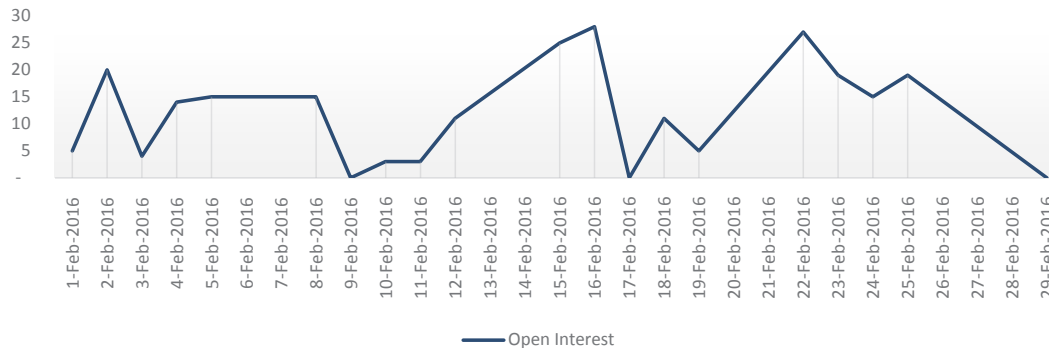
Informasi Harga Harian dari Bursa Komoditi Derivatif Indonesia CPOTR Kontrak April 2016 di bulan Februari 2016

Date	Contract Prices (IDR)							Transaction Volume	Open Interest
	Previous	Open	High	Low	Last	Settlement	Change		
1-Feb-2016	8.215	8.175	8.260	8.175	8.215	8.215	200	288	5
2-Feb-2016	8.215	8.190	8.510	8.190	8.430	8.265	200	855	20
3-Feb-2016	8.265	8.230	8.405	8.225	8.370	8.310	200	796	4
4-Feb-2016	8.310	8.310	8.405	8.190	8.255	8.305	200	985	14
5-Feb-2016	8.305	8.360	8.570	8.300	8.480	8.480	175	829	15
8-Feb-2016	8.480	-	-	-	-	8.480	-	-	15
9-Feb-2016	8.480	8.520	8.525	8.430	8.480	8.480	-	438	-
10-Feb-2016	8.440	8.375	8.570	8.375	8.565	8.415	(25)	994	3
11-Feb-2016	8.440	8.375	8.570	8.375	8.565	8.415	(25)	994	3
12-Feb-2016	8.415	8.555	8.580	8.445	8.550	8.650	235	807	11
15-Feb-2016	8.650	8.680	8.700	8.460	8.530	8.530	(120)	955	25
16-Feb-2016	8.530	8.605	8.655	8.415	8.470	8.605	75	287	28
17-Feb-2016	8.605	8.630	8.700	8.525	8.685	8.490	(115)	338	-
18-Feb-2016	8.490	8.555	8.555	8.360	8.480	8.615	125	368	11
19-Feb-2016	8.615	8.635	8.720	8.525	8.550	8.550	(65)	403	5
22-Feb-2016	8.550	8.620	8.620	8.455	8.510	8.510	(40)	280	27
23-Feb-2016	8.510	8.505	8.520	8.395	8.450	8.450	(60)	274	19
24-Feb-2016	8.450	8.370	8.455	8.325	8.355	8.355	(95)	216	15
25-Feb-2016	8.355	8.370	8.485	8.360	8.400	8.400	45	312	19
29-Feb-2016	8.405	8.430	8.510	8.375	8.425	8.385	(20)	313	-

CPOTR Kontrak April 2016 di bulan Februari 2016

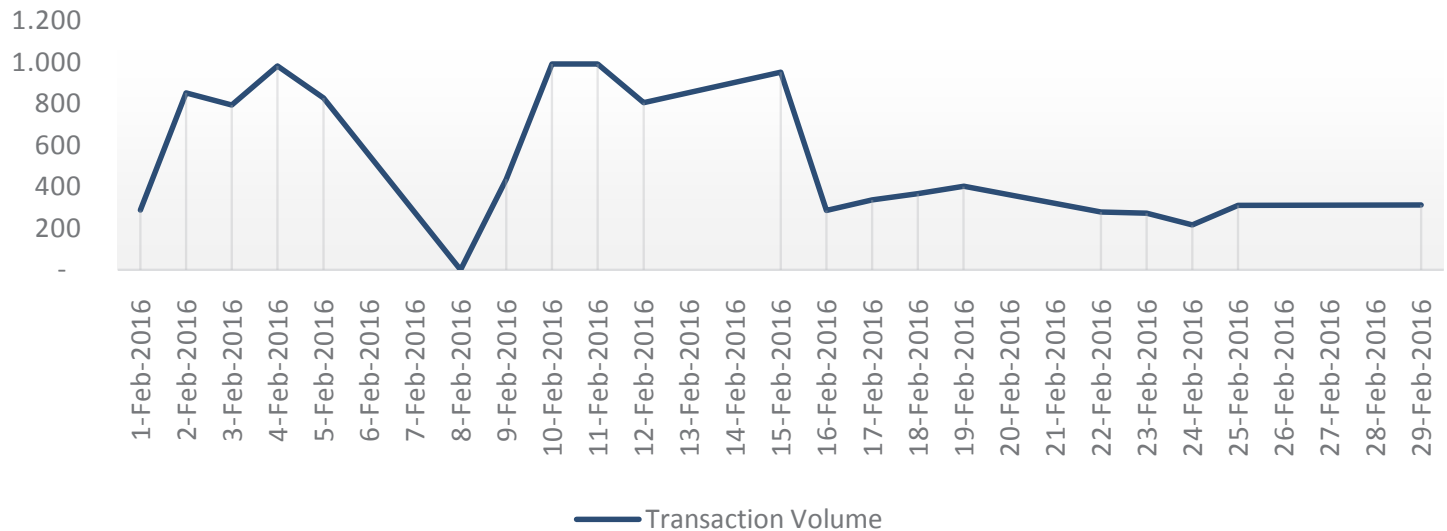


Open Interest CPOTR Kontrak April 2016 di bulan Februari 2016



Transaction Volume CPOTR

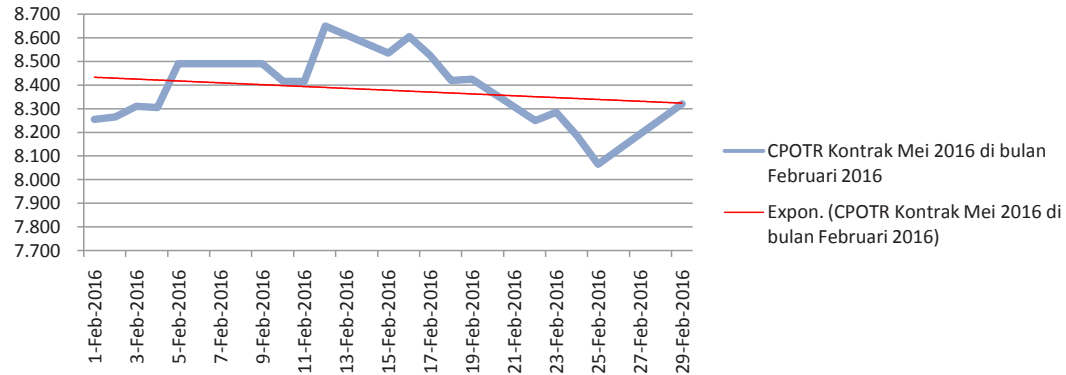
Kontrak April 2016 di bulan Februari 2016



Informasi Harga Harian dari Bursa Komoditi Derivatif Indonesia CPOTR Kontrak Mei 2016 di bulan Februari 2016

Date	Contract Prices (IDR)							Transaction Volume	Open Interest
	Previous	Open	High	Low	Last	Settlement	Change		
1-Feb-2016	8.215	8.255	8.265	8.170	8.255	8.255	220	237	8
2-Feb-2016	8.255	8.325	8.545	8.260	8.505	8.265	220	543	13
3-Feb-2016	8.265	8.280	8.415	8.225	8.370	8.310	220	531	6
4-Feb-2016	8.310	8.260	8.380	8.190	8.240	8.305	220	623	14
5-Feb-2016	8.305	8.360	8.570	8.295	8.490	8.490	185	547	12
8-Feb-2016	8.490	-	-	-	-	8.490	-	-	12
9-Feb-2016	8.490	8.530	8.530	8.430	8.490	8.490	-	240	2
10-Feb-2016	8.440	8.435	8.590	8.390	8.520	8.415	(25)	478	7
11-Feb-2016	8.440	8.435	8.590	8.390	8.520	8.415	(25)	478	7
12-Feb-2016	8.415	8.570	8.610	8.465	8.590	8.650	235	422	13
15-Feb-2016	8.650	8.670	8.700	8.485	8.535	8.535	(115)	447	22
16-Feb-2016	8.535	8.605	8.655	8.440	8.495	8.605	70	838	12
17-Feb-2016	8.605	8.640	8.720	8.530	8.635	8.525	(80)	1.004	21
18-Feb-2016	8.525	8.580	8.580	8.395	8.450	8.420	(105)	1.129	8
19-Feb-2016	8.420	8.425	8.540	8.375	8.375	8.425	5	1.058	68
22-Feb-2016	8.425	8.470	8.540	8.330	8.340	8.250	(175)	780	33
23-Feb-2016	8.250	8.250	8.285	8.160	8.230	8.285	35	1.209	43
24-Feb-2016	8.285	8.260	8.270	8.145	8.185	8.185	(100)	610	46
25-Feb-2016	8.185	8.195	8.315	8.185	8.205	8.065	(120)	891	30
29-Feb-2016	8.195	8.150	8.370	8.140	8.215	8.320	125	920	49

CPOTR Kontrak Mei 2016 di bulan Februari 2016

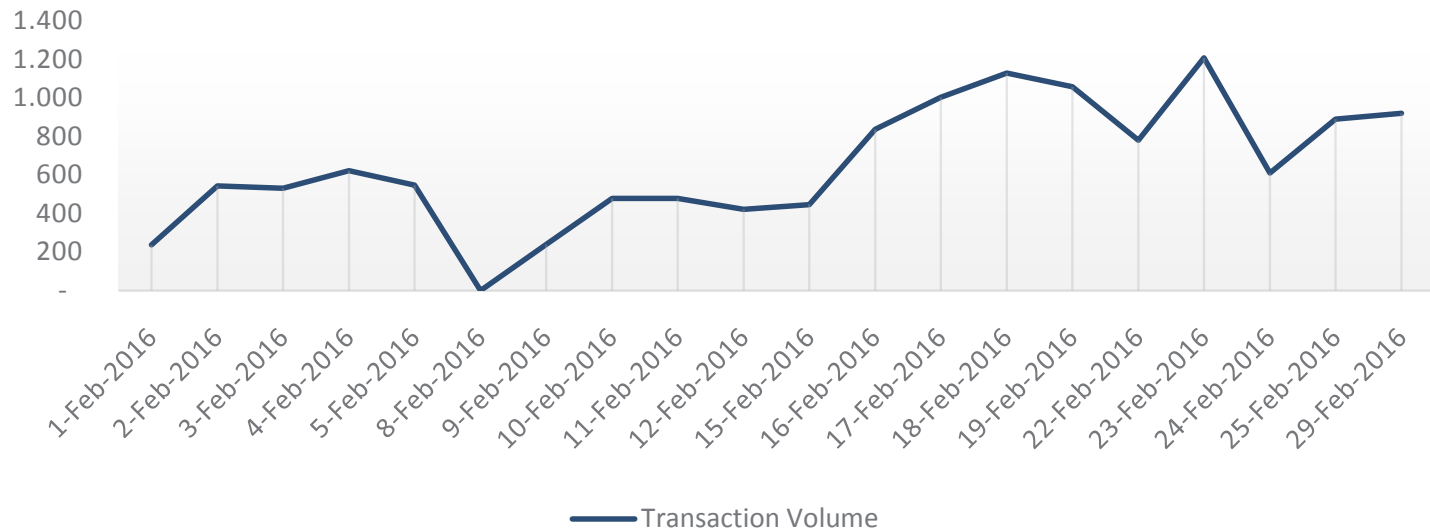


Open Interest CPOTR Kontrak Mei 2016 di bulan Februari 2016



Transaction Volume CPOTR

Kontrak Mei 2016 di bulan Februari 2016

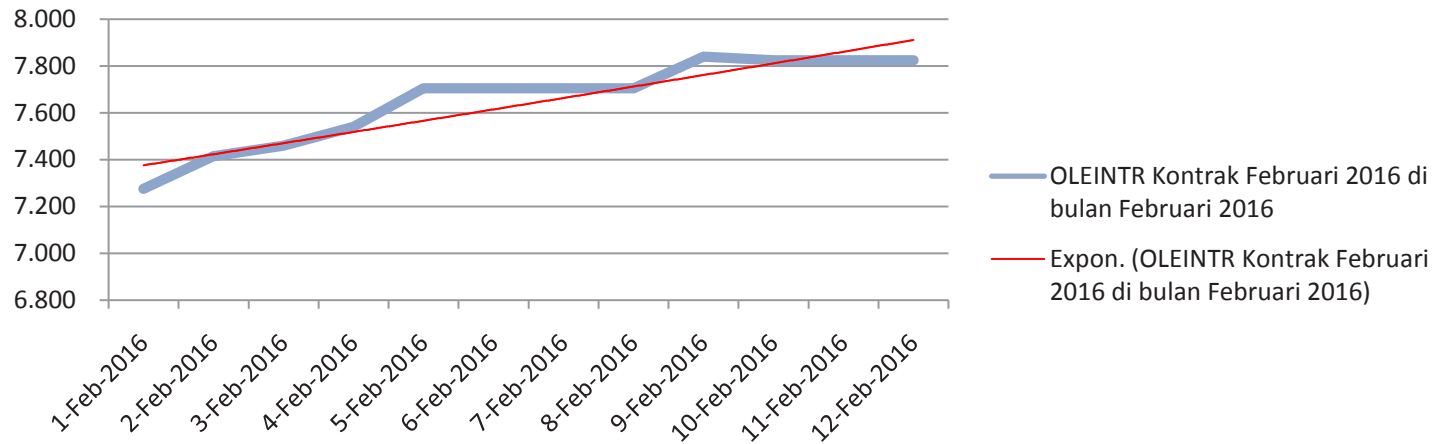


Informasi Harga Harian dari Bursa Komoditi Derivatif Indonesia OLEINTR Kontrak Februari 2016 di bulan Februari 2016

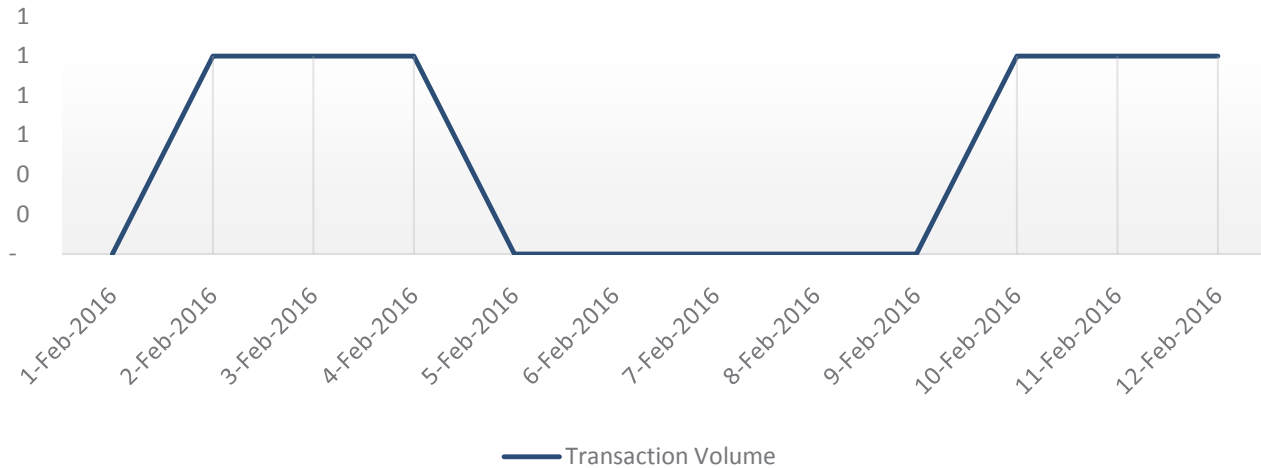
Date	Contract Prices (IDR)							Transaction Volume	Open Interest
	Previous	Open	High	Low	Last	Settlement	Change		
1-Feb-2016	7.280	-	-	-	-	7.275	5	-	-
2-Feb-2016	7.275	7.775	7.775	7.775	7.775	7.415	5	1	1
3-Feb-2016	7.415	7.460	7.460	7.460	7.460	7.460	5	1	1
4-Feb-2016	7.460	7.450	7.450	7.450	7.450	7.540	5	1	1
5-Feb-2016	7.540	-	-	-	-	7.705	165	-	1
8-Feb-2016	7.705	-	-	-	-	7.705	-	-	1
9-Feb-2016	7.705	-	-	-	-	7.840	135	-	1
10-Feb-2016	7.840	7.845	7.845	7.845	7.845	7.825	(15)	1	1
11-Feb-2016	7.825	7.825	7.825	7.825	7.825	7.825	-	1	1
12-Feb-2016	7.825	7.810	7.810	7.810	7.810	7.825	-	1	1
15-Feb-2016	7.825	7.825	7.825	7.825	7.825	7.950	125	1	-

OLEINTR

Kontrak Januari 2016 di bulan Januari 2016



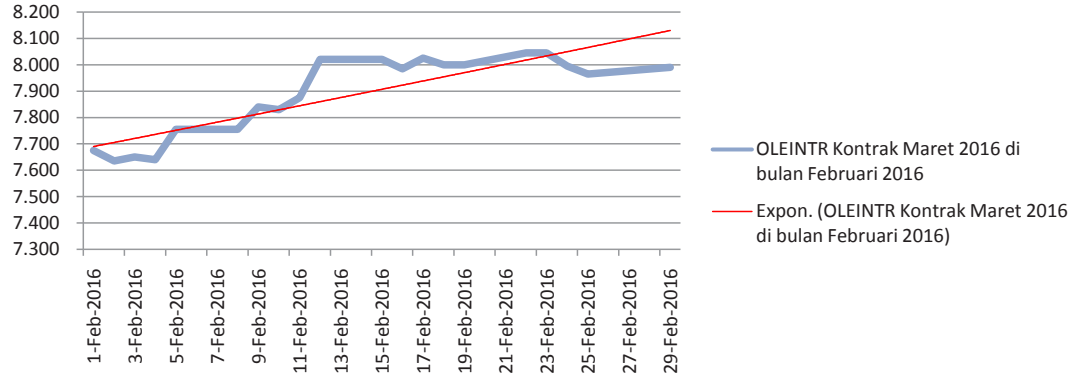
Transaction Volume OLEINTR Kontrak Januari 2016 di bulan Januari 2016



Informasi Harga Harian dari Bursa Komoditi Derivatif Indonesia OLEINTR Kontrak Maret 2016 di bulan Februari 2016

Date	Contract Prices (IDR)							Transaction Volume	Open Interest
	Previous	Open	High	Low	Last	Settlement	Change		
1-Feb-2016	7.660	-	-	-	-	7.675	195	-	1
2-Feb-2016	7.675	7.815	7.815	7.815	7.815	7.635	195	1	-
3-Feb-2016	7.635	7.665	7.665	7.665	7.665	7.650	195	1	1
4-Feb-2016	7.650	7.620	7.620	7.620	7.620	7.640	195	1	1
5-Feb-2016	7.640	-	-	-	-	7.755	115	-	1
8-Feb-2016	7.755	-	-	-	-	7.755	-	-	1
9-Feb-2016	7.755	7.755	7.755	7.755	7.755	7.840	85	2	1
10-Feb-2016	7.840	7.830	7.830	7.830	7.830	7.830	(10)	1	1
11-Feb-2016	7.830	7.865	7.865	7.865	7.865	7.875	45	1	1
12-Feb-2016	7.875	8.000	8.000	8.000	8.000	8.020	145	1	2
15-Feb-2016	8.020	-	-	-	-	8.020	-	-	2
16-Feb-2016	8.020	7.985	7.985	7.985	7.985	7.985	(35)	1	2
17-Feb-2016	7.985	8.025	8.025	8.025	8.025	8.025	40	1	2
18-Feb-2016	8.025	-	-	-	-	8.000	(25)	-	2
19-Feb-2016	8.000	8.000	8.000	8.000	8.000	8.000	-	1	1
22-Feb-2016	8.000	-	-	-	-	8.045	45	-	1
23-Feb-2016	8.045	-	-	-	-	8.045	-	-	1
24-Feb-2016	8.045	7.995	7.995	7.995	7.995	7.995	(50)	1	1
25-Feb-2016	7.995	-	-	-	-	7.965	(30)	-	1
29-Feb-2016	7.950	7.990	7.990	7.990	7.990	7.990	40	1	1

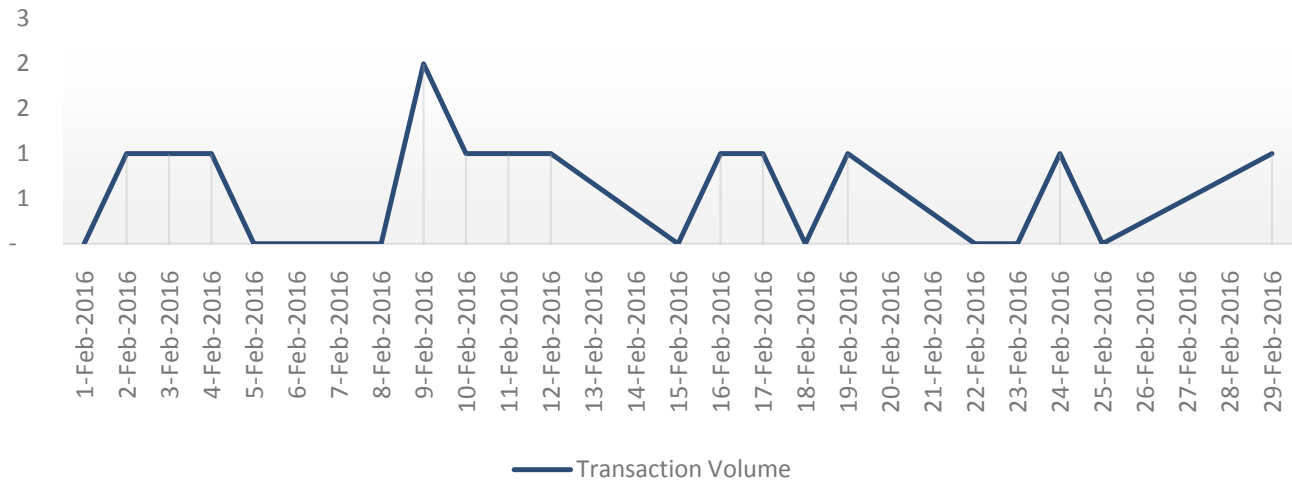
OLEINTR Kontrak Maret 2016 di bulan Februari 2016



Open Interest OLEINTR Kontrak Maret 2016 di bulan Februari 2016



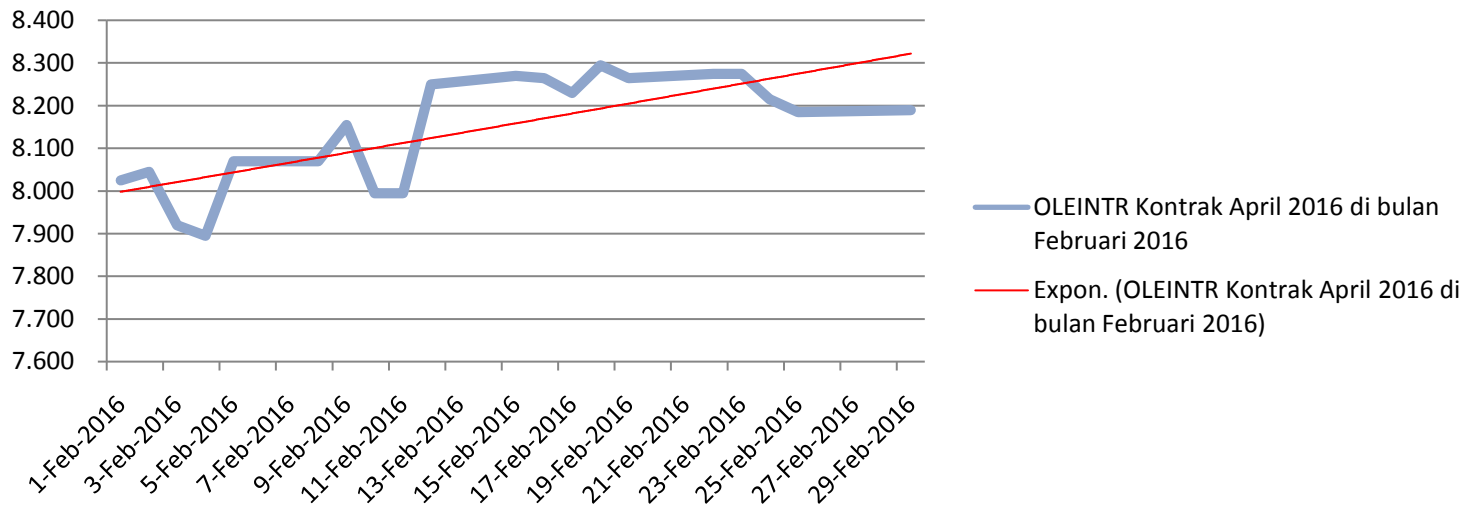
Transaction Volume OLEINTR Kontrak Maret 2016 di bulan Februari 2016



Informasi Harga Harian dari Bursa Komoditi Derivatif Indonesia OLEINTR Kontrak April 2016 di bulan Februari 2016

Date	Contract Prices (IDR)							Transaction Volume	Open Interest
	Previous	Open	High	Low	Last	Settlement	Change		
1-Feb-2016	8.070	-	-	-	-	8.025	275	-	-
2-Feb-2016	8.025	-	-	-	-	8.045	275	-	-
3-Feb-2016	8.045	-	-	-	-	7.920	275	-	-
4-Feb-2016	7.920	-	-	-	-	7.895	275	-	-
5-Feb-2016	7.895	-	-	-	-	8.070	175	-	-
8-Feb-2016	8.070	-	-	-	-	8.070	-	-	-
9-Feb-2016	8.070	-	-	-	-	8.155	85	-	-
10-Feb-2016	8.080	-	-	-	-	7.995	(85)	-	-
11-Feb-2016	8.080	-	-	-	-	7.995	(85)	-	-
12-Feb-2016	7.995	-	-	-	-	8.250	255	-	-
15-Feb-2016	8.250	-	-	-	-	8.270	20	-	-
16-Feb-2016	8.270	8.240	8.240	8.240	8.240	8.265	(5)	1	-
17-Feb-2016	8.265	8.310	8.310	8.310	8.310	8.230	(35)	1	-
18-Feb-2016	8.230	-	-	-	-	8.295	65	-	-
19-Feb-2016	8.295	8.265	8.265	8.265	8.265	8.265	(30)	1	1
22-Feb-2016	8.265	-	-	-	-	8.275	10	-	1
23-Feb-2016	8.275	-	-	-	-	8.275	-	-	1
24-Feb-2016	8.275	8.215	8.215	8.215	8.215	8.215	(60)	1	-
25-Feb-2016	8.215	-	-	-	-	8.185	(30)	-	-
29-Feb-2016	8.185	8.190	8.190	8.190	8.190	8.190	5	1	-

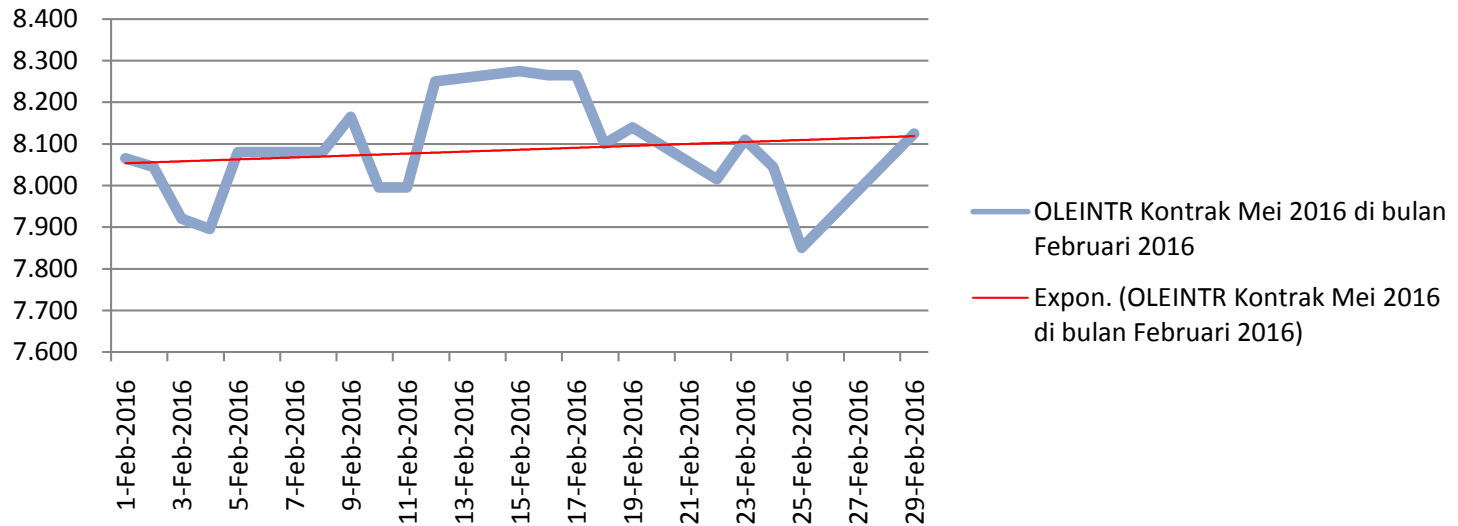
OLEINTR Kontrak April 2016 di bulan Februari 2016



Informasi Harga Harian dari Bursa Komoditi Derivatif Indonesia OLEINTR Kontrak Mei 2016 di bulan Februari 2016

Date	Contract Prices (IDR)							Transaction Volume	Open Interest
	Previous	Open	High	Low	Last	Settlement	Change		
1-Feb-2016	8.070	-	-	-	-	8.065	295	-	-
2-Feb-2016	8.065	-	-	-	-	8.045	295	-	-
3-Feb-2016	8.045	-	-	-	-	7.920	295	-	-
4-Feb-2016	7.920	-	-	-	-	7.895	295	-	-
5-Feb-2016	7.895	-	-	-	-	8.080	185	-	-
8-Feb-2016	8.080	-	-	-	-	8.080	-	-	-
9-Feb-2016	8.080	-	-	-	-	8.165	85	-	-
10-Feb-2016	8.080	-	-	-	-	7.995	(85)	-	-
11-Feb-2016	8.080	-	-	-	-	7.995	(85)	-	-
12-Feb-2016	7.995	-	-	-	-	8.250	255	-	-
15-Feb-2016	8.250	-	-	-	-	8.275	25	-	-
16-Feb-2016	8.275	-	-	-	-	8.265	(10)	-	-
17-Feb-2016	8.265	-	-	-	-	8.265	-	-	-
18-Feb-2016	8.265	-	-	-	-	8.100	(165)	-	-
19-Feb-2016	8.100	-	-	-	-	8.140	40	-	-
22-Feb-2016	8.140	-	-	-	-	8.015	(125)	-	-
23-Feb-2016	8.015	-	-	-	-	8.110	95	-	-
24-Feb-2016	8.110	-	-	-	-	8.045	(65)	-	-
25-Feb-2016	8.045	-	-	-	-	7.850	(195)	-	-
29-Feb-2016	7.975	-	-	-	-	8.125	150	-	-

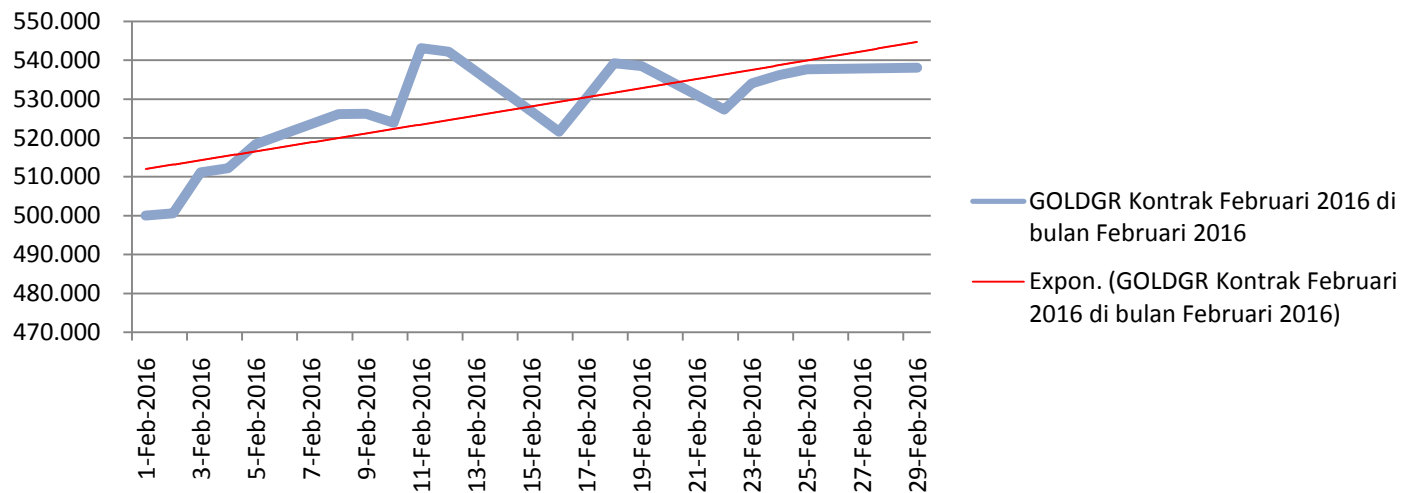
OLEINTR Kontrak Mei 2016 di bulan Februari 2016



Informasi Harga Harian dari Bursa Komoditi Derivatif Indonesia GOLDGR Kontrak Februari 2016 di bulan Februari 2016

Date	Contract Prices (IDR)							Transaction Volume	Open Interest
	Previous	Open	High	Low	Last	Settlement	Change		
1-Feb-2016	503.300	-	-	-	-	500.000	(3.300)	-	-
2-Feb-2016	500.000	-	-	-	-	500.600	600	-	-
3-Feb-2016	500.600	-	-	-	-	511.100	10.500	-	-
4-Feb-2016	511.100	-	-	-	-	512.200	1.100	-	-
5-Feb-2016	512.200	-	-	-	-	518.400	6.200	-	-
8-Feb-2016	518.400	-	-	-	-	526.100	7.700	-	-
9-Feb-2016	526.100	-	-	-	-	526.200	100	-	-
10-Feb-2016	526.200	-	-	-	-	523.900	(2.300)	-	-
11-Feb-2016	523.900	-	-	-	-	543.100	19.200	-	-
12-Feb-2016	543.100	-	-	-	-	542.200	(900)	-	-
15-Feb-2016	542.200	-	-	-	-	526.800	(15.400)	-	-
16-Feb-2016	526.800	-	-	-	-	521.600	(5.200)	-	-
17-Feb-2016	521.600	-	-	-	-	530.300	8.700	-	-
18-Feb-2016	530.300	-	-	-	-	539.200	8.900	-	-
19-Feb-2016	539.200	-	-	-	-	538.500	(700)	-	-
22-Feb-2016	538.500	-	-	-	-	527.300	(11.200)	-	-
23-Feb-2016	527.300	-	-	-	-	534.000	6.700	-	-
24-Feb-2016	534.000	-	-	-	-	536.200	2.200	-	-
25-Feb-2016	536.200	-	-	-	-	537.700	1.500	-	-
29-Feb-2016	531.000	-	-	-	-	538.100	7.100	-	-

GOLDGR Kontrak Februari 2016 di bulan Februari 2016



Informasi Harga Harian dari Bursa Komoditi Derivatif Indonesia GOLDGR Kontrak Maret 2016 di bulan Februari 2016

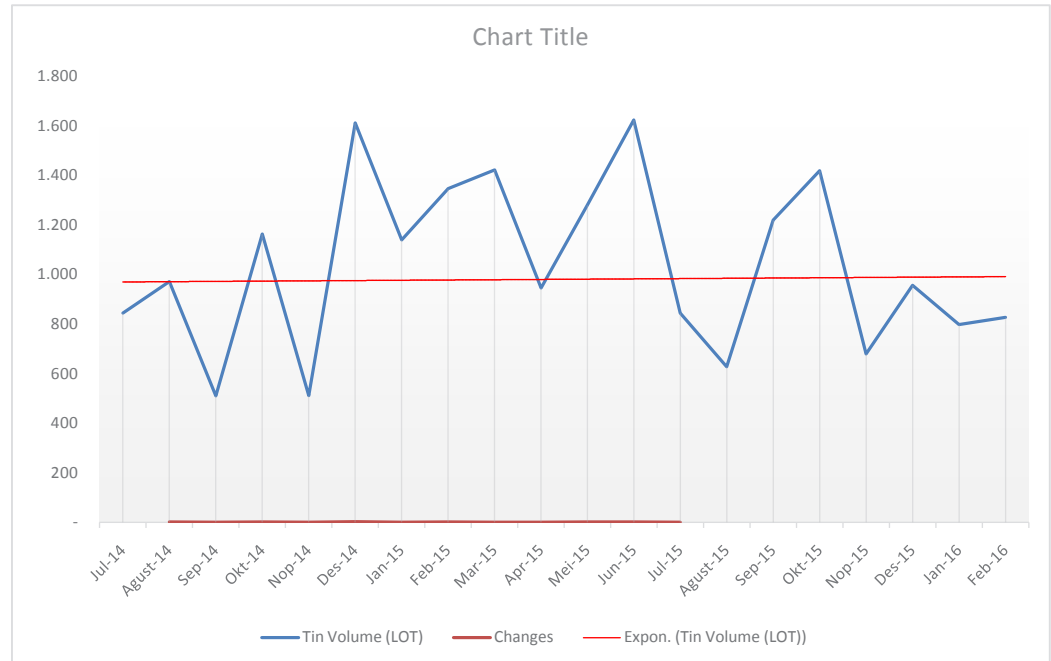
Date	Contract Prices (IDR)							Transaction Volume	Open Interest
	Previous	Open	High	Low	Last	Settlement	Change		
1-Feb-2016	506.800	501.600	502.000	501.300	502.000	503.200	(3.600)	500	-
2-Feb-2016	503.200	502.000	502.500	501.900	502.500	503.800	600	500	-
3-Feb-2016	503.800	507.000	507.600	507.000	507.200	514.400	10.600	500	-
4-Feb-2016	514.400	509.700	510.100	509.600	509.600	515.500	1.100	500	-
5-Feb-2016	515.500	514.500	515.600	514.500	515.600	521.700	6.200	500	-
8-Feb-2016	521.700	-	-	-	-	529.400	7.700	-	-
9-Feb-2016	529.400	530.600	531.700	530.600	531.700	529.500	100	540	-
10-Feb-2016	529.500	525.300	525.800	525.200	525.200	527.200	(2.300)	500	-
11-Feb-2016	527.200	527.100	527.800	527.100	527.800	546.500	19.300	540	-
12-Feb-2016	546.500	542.800	543.000	542.200	543.000	545.500	(1.000)	580	-
15-Feb-2016	545.500	533.700	533.700	533.000	533.300	530.000	(15.500)	500	-
16-Feb-2016	530.000	520.800	521.400	520.800	521.000	524.800	(5.200)	500	-
17-Feb-2016	524.800	531.500	532.100	531.500	531.600	533.600	8.800	500	-
18-Feb-2016	533.600	531.200	532.000	531.200	531.800	542.500	8.900	500	-
19-Feb-2016	542.500	541.600	542.300	541.400	542.300	541.600	(900)	500	-
22-Feb-2016	541.600	534.500	534.600	534.000	534.300	530.200	(11.400)	500	-
23-Feb-2016	530.200	533.500	534.800	533.500	534.800	537.000	6.800	580	-
24-Feb-2016	537.000	539.600	540.000	539.400	539.800	539.200	2.200	540	-
25-Feb-2016	539.200	540.900	541.100	539.100	539.200	540.600	1.400	660	-
29-Feb-2016	533.900	-	-	-	-	541.000	7.100	-	-

Informasi Harga Harian dari Bursa Komoditi Derivatif Indonesia GOLDGR Kontrak April 2016 di bulan Februari 2016

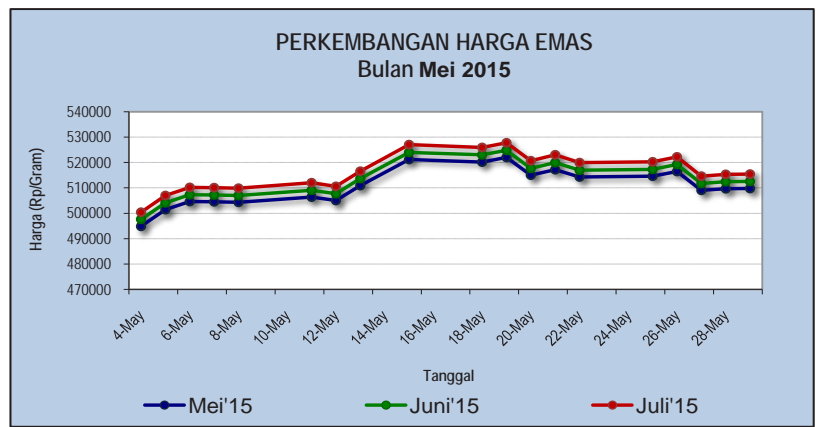
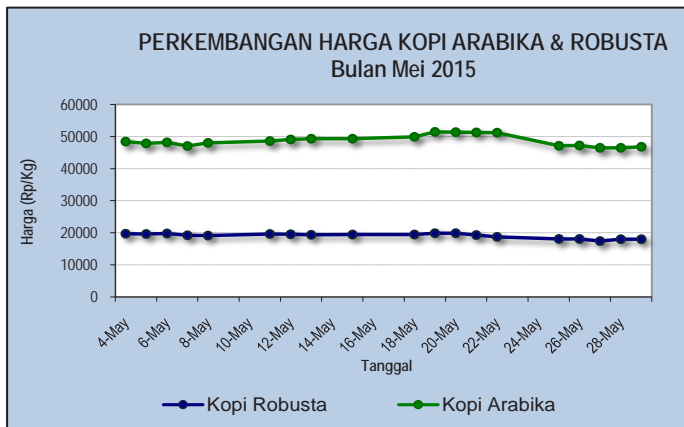
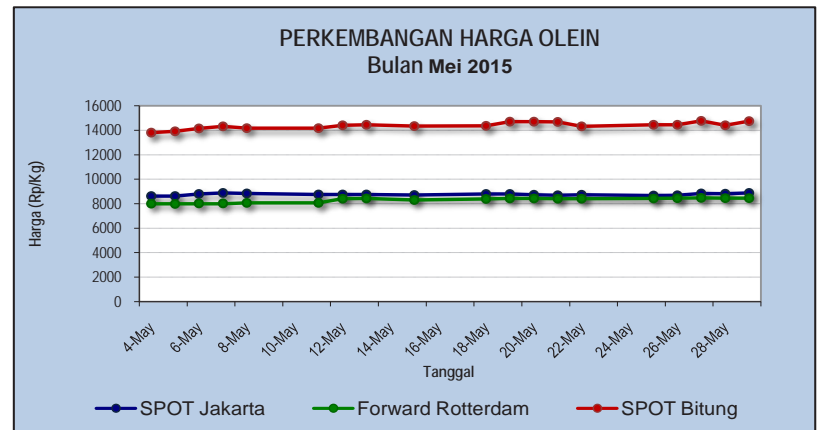
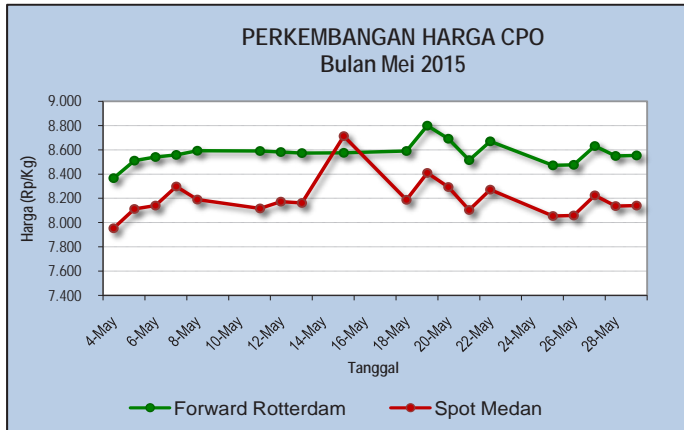
Date	Contract Prices (IDR)							Transaction Volume	Open Interest
	Previous	Open	High	Low	Last	Settlement	Change		
1-Feb-2016	510.500	-	-	-	-	506.700	(3.800)	-	-
2-Feb-2016	506.700	-	-	-	-	507.300	600	-	-
3-Feb-2016	507.300	-	-	-	-	518.000	10.700	-	-
4-Feb-2016	518.000	519.600	520.900	519.600	520.600	519.000	1.000	60	-
5-Feb-2016	519.000	-	-	-	-	525.300	6.300	-	-
8-Feb-2016	525.300	-	-	-	-	533.100	7.800	-	-
9-Feb-2016	533.100	-	-	-	-	533.200	100	-	-
10-Feb-2016	533.200	523.800	523.800	523.200	523.200	530.900	(2.300)	160	-
11-Feb-2016	530.900	531.200	532.000	531.200	531.700	550.200	19.300	40	-
12-Feb-2016	550.200	551.600	552.600	551.600	552.300	549.300	(900)	60	-
15-Feb-2016	549.300	547.200	548.800	547.100	547.100	533.700	(15.600)	118	-
16-Feb-2016	533.700	531.500	532.500	531.500	532.500	528.500	(5.200)	40	-
17-Feb-2016	528.500	527.600	527.600	525.100	525.900	537.200	8.700	648	-
18-Feb-2016	537.200	-	-	-	-	546.300	9.100	-	-
19-Feb-2016	546.300	545.200	545.200	544.600	544.600	545.000	(1.300)	40	-
22-Feb-2016	545.000	-	-	-	-	533.500	(11.500)	-	-
23-Feb-2016	533.500	531.500	532.700	531.500	531.600	540.300	6.800	80	-
24-Feb-2016	540.300	-	-	-	-	542.500	2.200	-	-
25-Feb-2016	542.500	543.300	545.900	543.300	544.700	544.000	1.500	888	-
29-Feb-2016	537.200	534.500	535.000	534.500	535.000	544.400	7.200	500	-

Volume Pelelangan Timah Dalam Setahun Terakhir
Tin Auction Volume in a Year

Months	Tin Volume (LOT)	Growth
Jul-14	844	
Agust-14	971	15%
Sep-14	510	-47%
Okt-14	1.163	128%
Nop-14	511	-56%
Des-14	1.611	215%
Jan-15	1.139	-29%
Feb-15	1.346	18%
Mar-15	1.421	6%
Apr-15	945	-33%
Mei-15	1.279	35%
Jun-15	1.623	27%
Jul-15	844	-48%
Agust-15	627	-26%
Sep-15	1.219	94%
Okt-15	1.418	-13%
Nop-15	679	-52%
Des-15	956	41%
Jan-16	798	-35%
Feb-16	827	4%



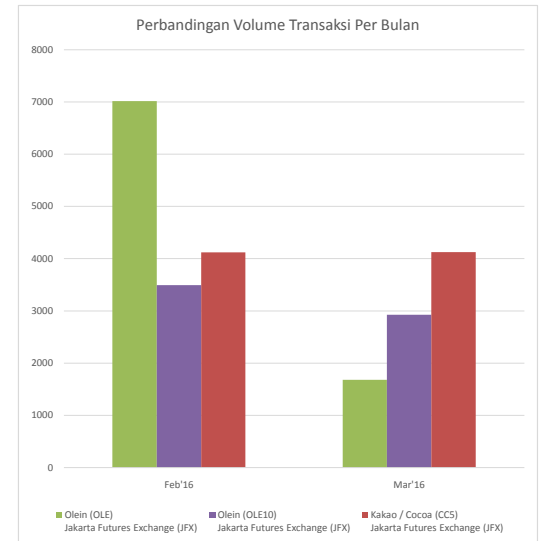
Grafik Perkembangan Harga Komoditi *Historical Commodity Price Charts*



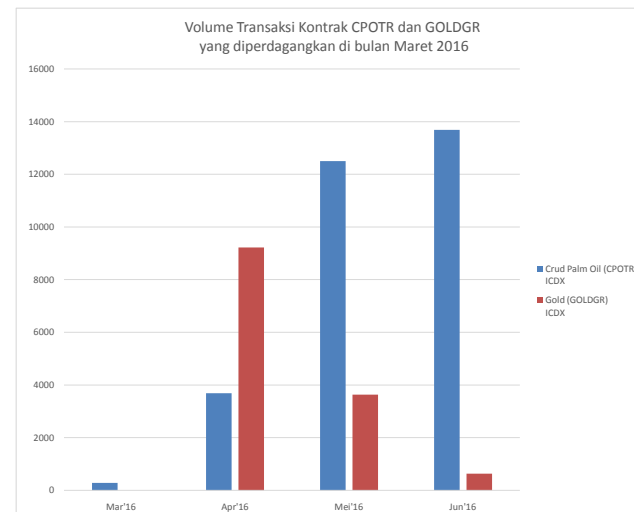
MARET-MARCH 2016

Ikhtisar Pasar Overview of The Market

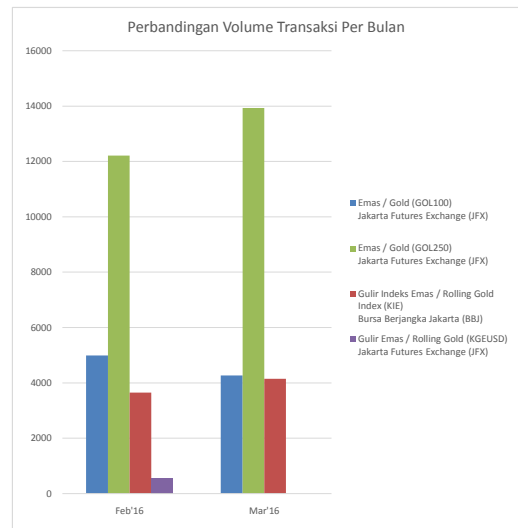
<div>Kontrak (Contract) / bulan (Month)</div> <div>Uraian (Items)</div>	Olein (OLE) Jakarta Futures Exchange (JFX)			Olein (OLE10) Jakarta Futures Exchange (JFX)			Kakao / Cocoa (CC5) Jakarta Futures Exchange (JFX)		
	Feb'16	Mar'16	Perubahan / Change	Feb'16	Mar'16	Perubahan / Change	Feb'16	Mar'16	Perubahan / Change
Hari perdagangan (hari) Trading Days (days)	19	21	2	20	21	1	17	16	-1
Jumlah Transaksi (kali) Frequency (times)	673	524	-149	461	323	-138	114	114	0
Volume Transaksi (lot) Volume (lots)	7013	1682	-5331	3492	2925	-567	4.120	4.124	4
Rata-rata Volume Harian (lot) Daily Volume Average (lots)	10,42	3,21	-7,21	7,57	9,06	1,48	36,14	36,18	0
Volume Tertinggi (lot) High Volume (lots)	50	10	-40	50	50	0	500	500	0
Volume Terendah (lot) Low Volume (lots)	1	1	0	1	1	0	15	15	0
Harga tertinggi (Rp) High Prices (Rp)	9150	10050	900	8765	9630	865	38550	38350	-200
Harga terendah (Rp) Low Prices (Rp)	7510	8000	490	7740	8335	595	31880	33310	1.430
Rata-rata harga harian (Rp) Daily Price Average (Rp)	8.375	9.006	631	8.295	8.868	573	33465	34422	957



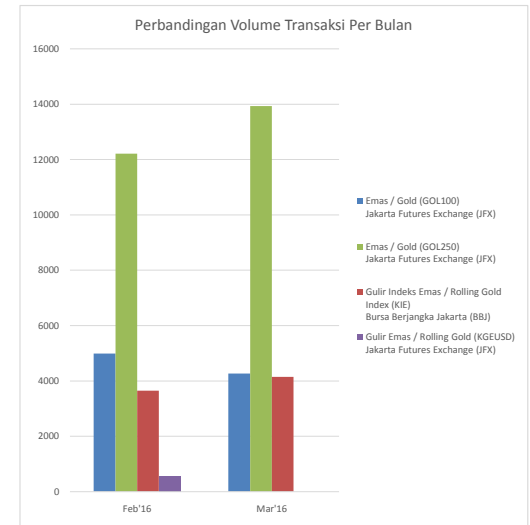
Kontrak (Contract) / bulan (Month)	Crud Palm Oil (CPOTR) ICDX				Olein (OLEINTR) ICDX			
	Mar'16	Apr'16	Mei'16	Jun'16	Mar'16	Apr'16	Mei'16	Jun'16
Uraian (Items)								
Hari perdagangan (hari) Trading Days (days)	11	21	21	21	11	21	21	20
Volume Transaksi (lot) Volume (lots)	286	3688	12507	13690	6	11	4	0
Rata-rata Volume Harian (lot) Daily Volume Average (lots)	26	176	596	652	1	1	0	0
Volume Tertinggi (lot) High Volume (lots)	67	367	1146	1136	1	2	1	0
Volume Terendah (lot) Low Volume (lots)	0	0	0	0	0	0	0	0
Harga tertinggi (Rp) High Prices (Rp)	8320	9325	9395	9475	8130	8855	8925	8810
Harga terendah (Rp) Low Prices (Rp)	8030	8175	8125	8125	7920	8055	7965	7980
Rata-rata harga harian (Rp) Daily Price Average (Rp)	8135	8526	8529	8538	8000	8304	8301	8275



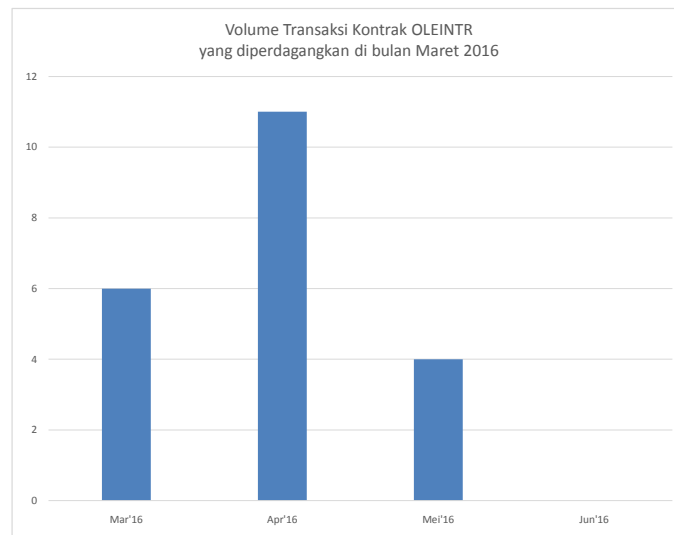
<div> <div>Kontrak (Contract) / bulan (Month)</div> <div>Uraian (Items)</div> </div>	Emas / Gold (GOL) Jakarta Futures Exchange (JFX)			Emas / Gold (GOL100) Jakarta Futures Exchange (JFX)			Emas / Gold (GOL250) Jakarta Futures Exchange (JFX)		
	Feb'16	Mar'16	Perubahan / Change	Feb'16	Mar'16	Perubahan / Change	Feb'16	Mar'16	Perubahan / Change
Hari perdagangan (hari) Trading Days (days)	2	1	-1	20	21	1	20	21	1
Jumlah Transaksi (kali) Frequency (times)	12	6	-6	2869	2689	-180	3484	3230	-254
Volume Transaksi (lot) Volume (lots)	12	6	-6	4989	4268	-721	12214	13935	1721
Rata-rata Volume Harian (lot) Daily Volume Average (lots)	1,0	1,0	0	1,7	1,6	-0,2	3,51	4,31	0,81
Volume Tertinggi (lot) High Volume (lots)	1	1	0	20	20	0	1775	1768	-7
Volume Terendah (lot) Low Volume (lots)	1	1	0	1	1	0	1	1	0
Harga tertinggi (Rp) High Prices (Rp)	541350	532600	-8.750	547050	546200	-850	545650	547050	1400
Harga terendah (Rp) Low Prices (Rp)	502500	531900	29.400	499800	524800	25000	499850	519650	19800
Rata-rata harga harian (Rp) Daily Price Average (Rp)	515725	532292	16.567	528869	535479	6610	527044	535800	8756



<div> <div> Kontrak (Contract) / bulan (Month) Uraian (Items) </div> </div>	Emas / Gold (GOL) Jakarta Futures Exchange (JFX)			Emas / Gold (GOL100) Jakarta Futures Exchange (JFX)			Emas / Gold (GOL250) Jakarta Futures Exchange (JFX)		
	Feb'16	Mar'16	Perubahan / Change	Feb'16	Mar'16	Perubahan / Change	Feb'16	Mar'16	Perubahan / Change
Hari perdagangan (hari) Trading Days (Days)	2	1	-1	20	21	1	20	21	1
<div> <div> Kontrak (Contract) / bulan (Month) Uraian (Items) </div> </div> Jumlah Transaksi (kali) Frequency (times)	12	6	-6	2869	2689	-180	3484	3230	-254
Volume Transaksi (lot) Volume (lots)	12	6	-6	4989	4268	-721	12214	13935	1721
Rata-rata Volume Harian (lot) Daily Volume Average (lots)	1,0	1,0	0	1,7	1,6	-0,2	3,51	4,31	0,81
Volume Tertinggi (lot) High Volume (lots)	1	1	0	20	20	0	1775	1768	-7
Volume Terendah (lot) Low Volume (lots)	1	1	0	1	1	0	1	1	0
Harga tertinggi (Rp) High Prices (Rp)	541350	532600	-8.750	547050	546200	-850	545650	547050	1400
Harga terendah (Rp) Low Prices (Rp)	502500	531900	29.400	499800	524800	25000	499850	519650	19800
Rata-rata harga harian (Rp) Daily Price Average (Rp)	515725	532292	16.567	528869	535479	6610	527044	535800	8756



Uraian (Items) / Kontrak (Contract) / bulan (Month)	Gold (GOLDGR) ICDX				Gold (GOLDID) ICDX	Gold (GOLDUD) ICDX
	Mar'16	Apr'16	Mei'16	Jun'16	Mar'16	Mar'16
Hari perdagangan (hari) Trading Days (days)	21	21	21	21	21	21
Volume Transaksi (lot) Volume (lots)	0	9228	3634	642	290	0
Rata-rata Volume Harian (lot) Daily Volume Average (lots)	0	439	173.05	31	13.81	0
Volume Tertinggi (lot) High Volume (lots)	0	660	608	500	282	0
Volume Terendah (lot) Low Volume (lots)	0	0	0	0	0	0
Harga tertinggi (Rp) High Prices (Rp)	543300	546100	549300	552900	1271,3	1271,3
Harga terendah (Rp) Low Prices (Rp)	522500	525100	528000	531200	1216,9	1216,9
Rata-rata harga harian (Rp) Daily Price Average (Rp)	532948	535714	538819	542229	1245	1245



Harga Bulanan / Monthly Prices

GOLD (GOLDGR)

Indonesia Commodity & Derivatives Exchange (ICDX)

March / Maret '16

Bulan Penyerahan /Delivery Months Uraian / Items	Mar'16 (Rp/Kg)	Apr'16 (Rp/Kg)	Mei'16 (Rp/Kg)	Jun'16 (Rp/Kg)
Pembukaan Open	0	459286	383943	128619
Tertinggi High	0	460129	384562	128843
Terendah Low	0	458938	383457	128552
Penutupan Settlement	532948	535714	538819	542229

March / Maret '16

Bulan Penyerahan /Delivery Months Uraian / Items	Apr'16							
	Emas / Gold (GOL)	Emas / Gold (GOL100)	Emas / Gold (GOL250)	Gulir Emas / Rolling Gold (KGE)	Gulir Emas / Rolling Gold (KGEUSD)	Gulir Emas Indeks / Rolling Gold Index (KIE)	Tunda Serah Emas (GOLDUD)	Tunda Serah Emas (GOLDID)
	(Rp/gr)	(Rp/gr)	(Rp/gr)	(Rp/gr)	(USD/T.Ounce)	Point	(Rp/gr)	(Rp/gr)
Pembukaan Open	0	535.793	535.133	0	0	13.088	0	314
Tertinggi High	0	537.978	537.920	0	0	13.096	0	313
Terendah Low	0	534.158	533.720	0	0	13.086	0	313
Penutupan Settlement	535.658	536.318	535.978	528.264	1.246	13.193	1.245	1.245

RBD PALM OLEIN (OLEINTR)

Indonesia Commodity & Derivatives Exchange (ICDX)

March / Maret '16

<div>Bulan Penyerahan /Delivery Months</div> <div>Uraian / Items</div>	Mar'16 (Rp/Kg)	Ap'16 (Rp/Kg)	Mei'16 (Rp/Kg)	Jun'16 (Rp/Kg)
Pembukaan <i>Open</i>	5.092	4.125	2.257	0
Tertinggi <i>High</i>	5.092	4.125	2.257	0
Terendah <i>Low</i>	5.092	4.120	2.257	0
Penutupan <i>Settlement</i>	8.007	8.304	8.301	8310

Crude Palm Oil (CPOTR)

Indonesia Commodity & Derivatives Exchange (ICDX)

March / Maret '16

<div>Bulan Penyerahan /Delivery Months</div> <div>Uraian / Items</div>	Mar'16 (Rp/Kg)	Ap'16 (Rp/Kg)	Mei'16 (Rp/Kg)	Jun'16 (Rp/Kg)
Pembukaan <i>Open</i>	7398,18	7685	7700	7680
Tertinggi <i>High</i>	7460	7755	7758	7764
Terendah <i>Low</i>	7338	7651	7608	7620
Penutupan <i>Settlement</i>	8135	8526	8529	8538

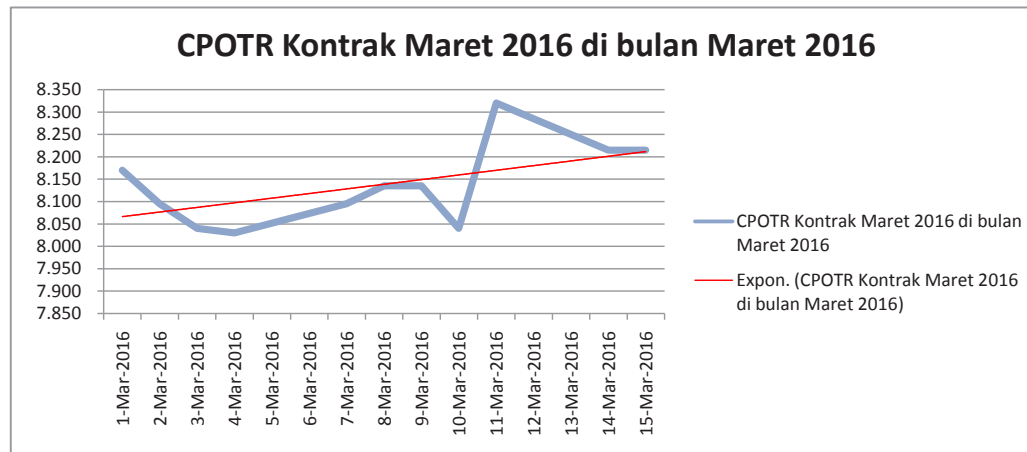
Cocoa (CC5)

Jakarta Futures Exchange (JFX)

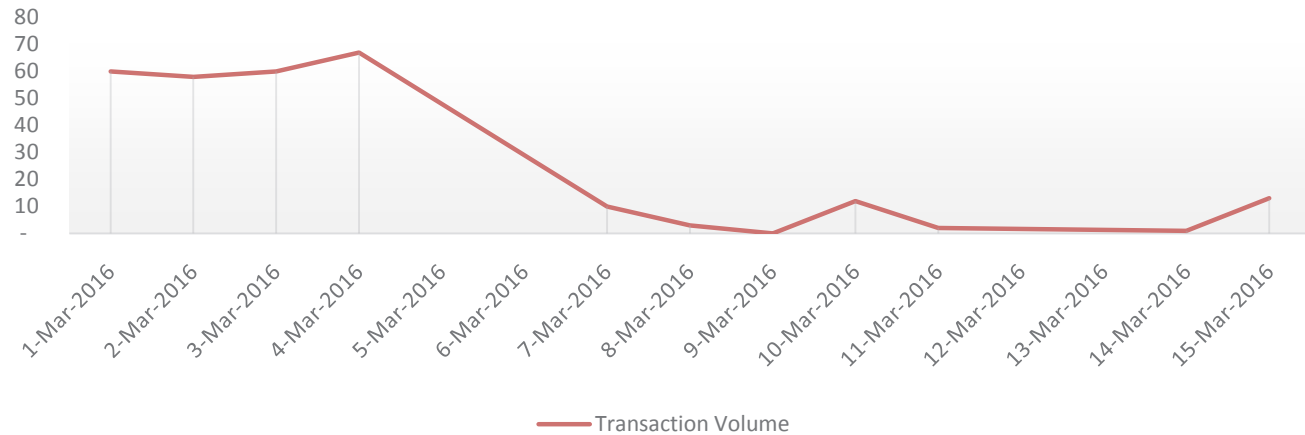
<div>Bulan Penyerahan /Delivery Months</div> <div>Uraian / Items</div>	Jul'16 (Rp/Kg)
Pembukaan <i>Open</i>	34.412
Tertinggi <i>High</i>	34.412
Terendah <i>Low</i>	34.412
Penutupan <i>Settlement</i>	34.453

Informasi Harga Harian dari Bursa Komoditi Derivatif Indonesia CPOTR Kontrak Maret 2016 di bulan Maret 2016

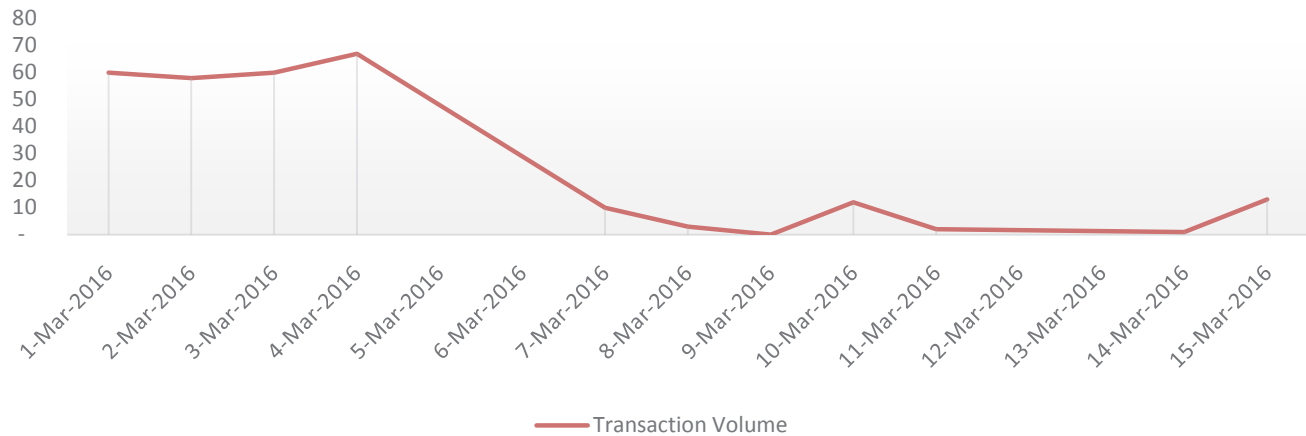
Date	Contract Prices (IDR)							Transaction Volume	Open Interest
	Previous	Open	High	Low	Last	Settlement	Change		
1-Mar-2016	8.185	8.015	8.255	8.015	8.170	8.170	(15)	60	-
2-Mar-2016	8.170	8.030	8.195	8.020	8.095	8.095	(75)	58	-
3-Mar-2016	8.095	8.195	8.195	7.975	8.070	8.040	(55)	60	-
4-Mar-2016	8.040	8.260	8.260	8.020	8.130	8.030	(10)	67	25
7-Mar-2016	8.030	8.130	8.135	8.095	8.095	8.095	65	10	18
8-Mar-2016	8.095	7.990	8.135	7.935	8.135	8.135	40	3	18
9-Mar-2016	8.135	-	-	-	-	8.135	-	-	18
10-Mar-2016	8.135	8.115	8.115	8.035	8.040	8.040	(95)	12	10
11-Mar-2016	8.040	8.255	8.255	8.255	8.255	8.320	280	2	8
14-Mar-2016	8.320	8.215	8.215	8.215	8.215	8.215	(105)	1	9
15-Mar-2016	8.215	8.175	8.295	8.155	8.295	8.215	-	13	-



Transaction Volume CPOTR Kontrak Maret 2016 di bulan Maret 2016

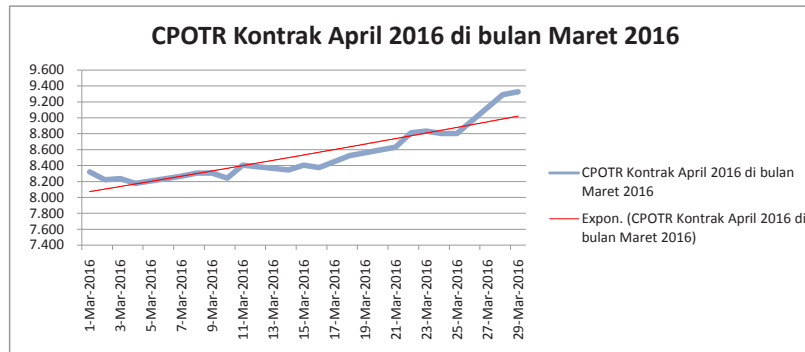


Transaction Volume CPOTR Kontrak Maret 2016 di bulan Maret 2016

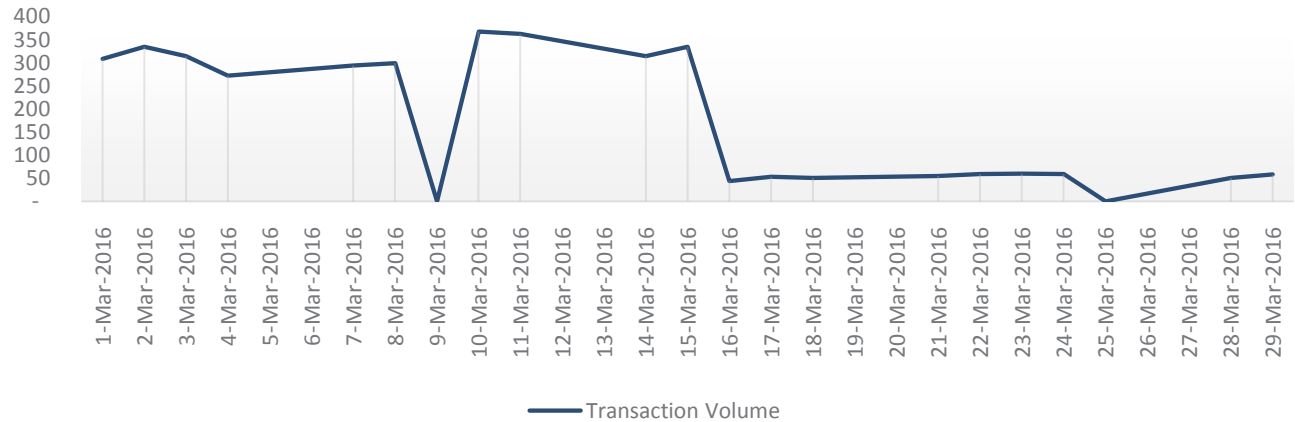


**Informasi Harga Harian dari Bursa Komoditi Derivatif Indonesia
CPOTR Kontrak April 2016 di bulan Maret 2016**

Date	Contract Prices (IDR)							Transaction Volume	Open Interest
	Previous	Open	High	Low	Last	Settlement	Change		
1-Mar-2016	8.385	8.340	8.400	8.260	8.365	8.320	(65)	308	-
2-Mar-2016	8.320	8.345	8.345	8.215	8.250	8.220	(100)	334	8
3-Mar-2016	8.220	8.225	8.255	8.125	8.235	8.235	15	314	8
4-Mar-2016	8.235	8.275	8.365	8.240	8.270	8.175	(60)	272	4
7-Mar-2016	8.175	8.275	8.320	8.195	8.265	8.265	90	294	10
8-Mar-2016	8.265	8.270	8.350	8.170	8.255	8.305	40	299	5
9-Mar-2016	8.305	-	-	-	-	8.305	-	-	5
10-Mar-2016	8.305	8.380	8.380	8.215	8.250	8.240	(65)	367	10
11-Mar-2016	8.240	8.340	8.475	8.315	8.475	8.405	165	362	4
14-Mar-2016	8.405	8.475	8.485	8.305	8.345	8.345	(60)	314	10
15-Mar-2016	8.345	8.480	8.480	8.290	8.405	8.405	60	334	4
16-Mar-2016	8.405	8.395	8.425	8.280	8.350	8.375	(30)	44	2
17-Mar-2016	8.375	8.375	8.500	8.365	8.450	8.450	75	53	1
18-Mar-2016	8.450	8.510	8.575	8.425	8.515	8.525	75	51	-
21-Mar-2016	8.525	8.535	8.615	8.435	8.515	8.630	105	55	1
22-Mar-2016	8.630	8.725	8.750	8.630	8.685	8.810	180	59	-
23-Mar-2016	8.810	8.655	8.830	8.655	8.770	8.830	20	60	-
24-Mar-2016	8.830	8.815	8.875	8.660	8.800	8.800	(30)	59	1
25-Mar-2016	8.800	-	-	-	-	8.800	-	-	1
28-Mar-2016	8.800	8.795	8.975	8.795	8.975	9.290	490	51	2
29-Mar-2016	9.290	9.175	9.450	9.175	9.435	9.325	35	58	2



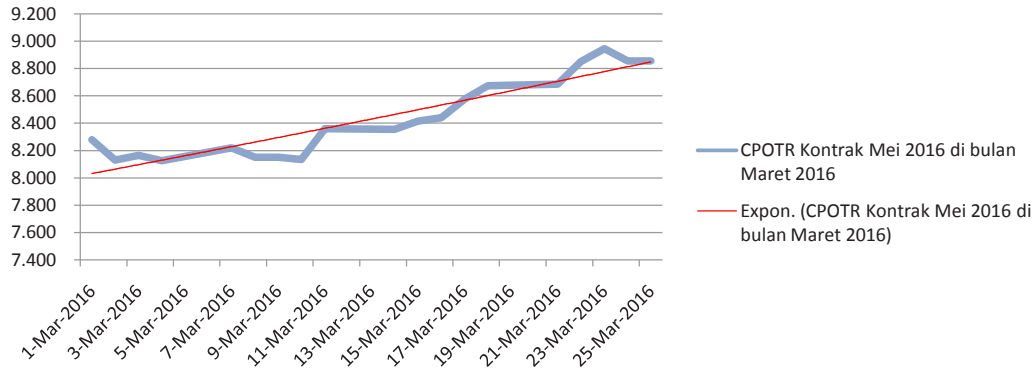
Transaction Volume CPOTR Kontrak April 2016 di bulan Maret 2016



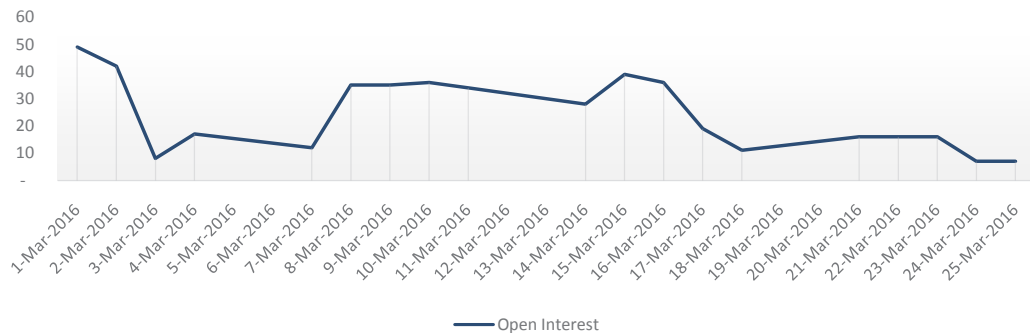
Informasi Harga Harian dari Bursa Komoditi Derivatif Indonesia CPOTR Kontrak Mei 2016 di bulan Maret 2016

Date	Contract Prices (IDR)							Transaction Volume	Open Interest
	Previous	Open	High	Low	Last	Settlement	Change		
1-Mar-2016	8.320	8.285	8.325	8.200	8.280	8.280	(40)	1.094	49
2-Mar-2016	8.280	8.255	8.260	8.105	8.130	8.130	(150)	847	42
3-Mar-2016	8.130	8.135	8.195	8.045	8.165	8.165	35	1.146	8
4-Mar-2016	8.165	8.235	8.290	8.160	8.180	8.125	(40)	951	17
7-Mar-2016	8.125	8.205	8.275	8.155	8.220	8.220	95	905	12
8-Mar-2016	8.220	8.280	8.290	8.125	8.150	8.150	(70)	883	35
9-Mar-2016	8.150	-	-	-	-	8.150	-	-	35
10-Mar-2016	8.150	8.225	8.250	8.055	8.135	8.135	(15)	812	36
11-Mar-2016	8.135	8.225	8.375	8.165	8.360	8.360	225	982	34
14-Mar-2016	8.360	8.425	8.465	8.290	8.310	8.355	(5)	851	28
15-Mar-2016	8.355	8.395	8.470	8.335	8.415	8.415	60	814	39
16-Mar-2016	8.415	8.360	8.425	8.305	8.415	8.440	25	581	36
17-Mar-2016	8.440	8.425	8.610	8.370	8.575	8.575	135	377	19
18-Mar-2016	8.575	8.655	8.710	8.565	8.630	8.675	100	306	11
21-Mar-2016	8.675	8.665	8.765	8.610	8.685	8.685	10	267	16
22-Mar-2016	8.685	8.785	8.840	8.705	8.770	8.850	165	376	16
23-Mar-2016	8.850	8.845	8.865	8.685	8.795	8.945	95	366	16
24-Mar-2016	8.945	8.995	8.995	8.770	8.855	8.855	(90)	393	7
25-Mar-2016	8.855	-	-	-	-	8.855	-	-	7
28-Mar-2016	8.855	8.940	9.010	8.885	9.010	9.355	500	296	41
29-Mar-2016	9.355	9.375	9.495	9.235	9.450	9.395	40	260	20

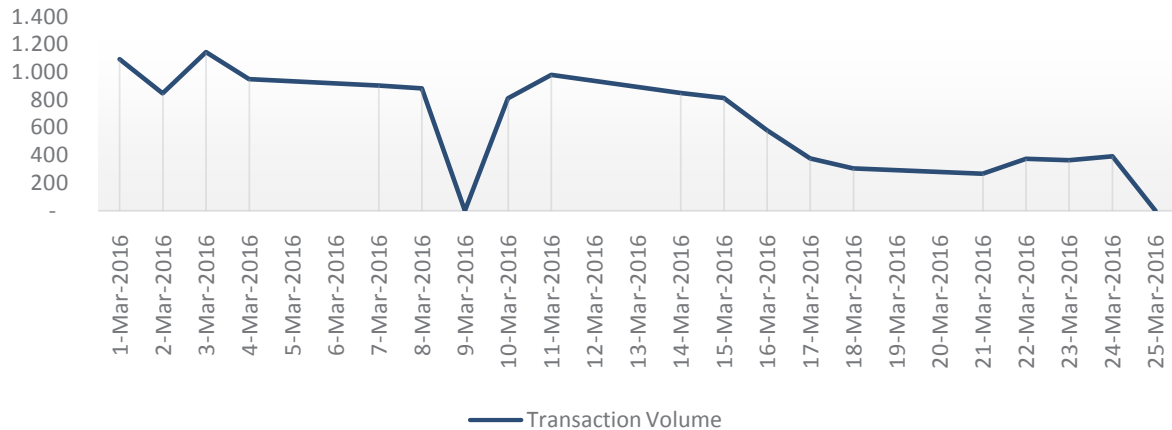
CPOTR Kontrak Mei 2016 di bulan Maret 2016



Open Interest CPOTR Kontrak Mei 2016 di bulan Maret 2016



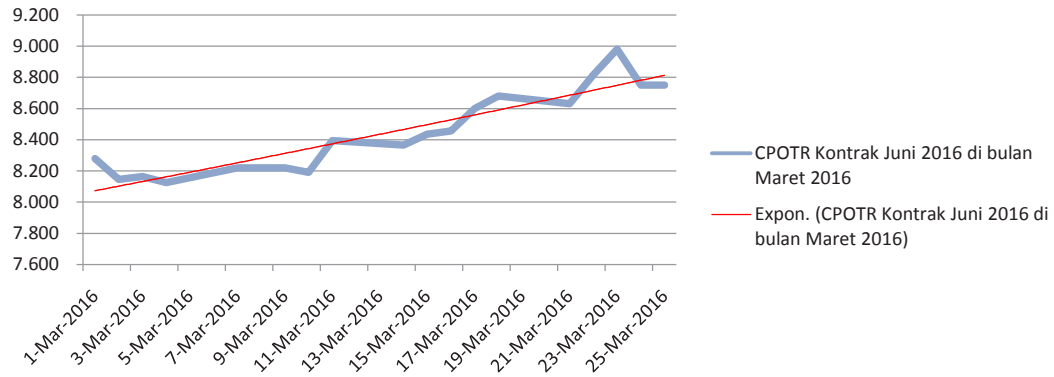
Transaction Volume CPOTR Kontrak Mei 2016 di bulan Maret 2016



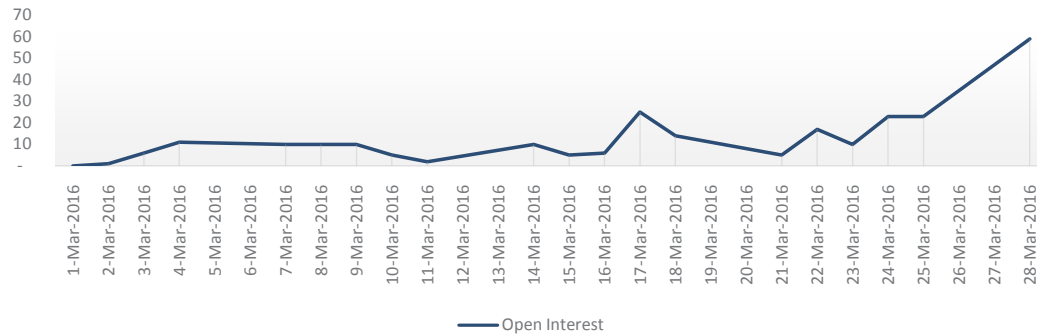
Informasi Harga Harian dari Bursa Komoditi Derivatif Indonesia CPOTR Kontrak Juni 2016 di bulan Maret 2016

Date	Contract Prices (IDR)							Transaction Volume	Open Interest
	Previous	Open	High	Low	Last	Settlement	Change		
1-Mar-2016	8.320	8.220	8.325	8.200	8.280	8.280	(40)	618	-
2-Mar-2016	8.280	8.270	8.270	8.110	8.145	8.145	(135)	503	1
3-Mar-2016	8.145	8.155	8.165	8.060	8.165	8.165	20	553	6
4-Mar-2016	8.165	8.265	8.280	8.155	8.190	8.125	(40)	587	11
7-Mar-2016	8.125	8.140	8.265	8.140	8.220	8.220	95	550	10
8-Mar-2016	8.220	8.205	8.290	8.135	8.220	8.220	-	530	10
9-Mar-2016	8.220	-	-	-	-	8.220	-	-	10
10-Mar-2016	8.220	8.280	8.305	8.150	8.190	8.190	(30)	566	5
11-Mar-2016	8.190	8.220	8.430	8.220	8.395	8.395	205	704	2
14-Mar-2016	8.395	8.455	8.480	8.355	8.365	8.365	(30)	525	10
15-Mar-2016	8.365	8.340	8.490	8.340	8.435	8.435	70	648	5
16-Mar-2016	8.435	8.440	8.470	8.345	8.455	8.455	20	673	6
17-Mar-2016	8.455	8.390	8.630	8.385	8.600	8.600	145	865	25
18-Mar-2016	8.600	8.690	8.750	8.610	8.680	8.680	80	1.136	14
21-Mar-2016	8.680	8.685	8.785	8.655	8.700	8.630	(50)	859	5
22-Mar-2016	8.630	8.735	8.790	8.660	8.690	8.815	185	900	17
23-Mar-2016	8.815	8.760	8.940	8.655	8.805	8.980	165	1.045	10
24-Mar-2016	8.980	8.875	8.955	8.810	8.920	8.750	(230)	1.100	23
25-Mar-2016	8.750	-	-	-	-	8.750	-	-	23
28-Mar-2016	8.750	8.745	8.905	8.745	8.870	9.405	655	615	59
29-Mar-2016	9.405	9.420	9.525	9.285	9.500	9.475	70	713	42

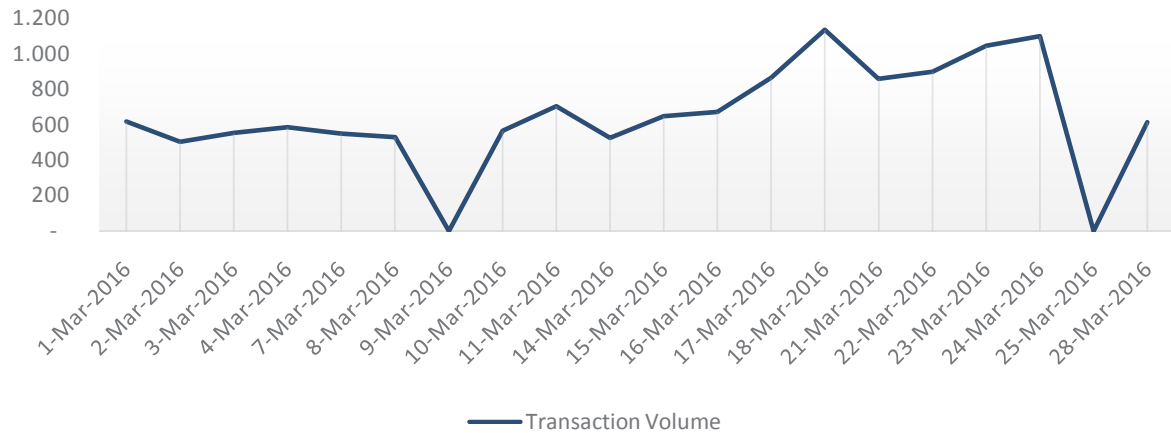
CPOTR Kontrak Juni 2016 di bulan Maret 2016



Open Interest CPOTR Kontrak Juni 2016 di bulan Maret 2016

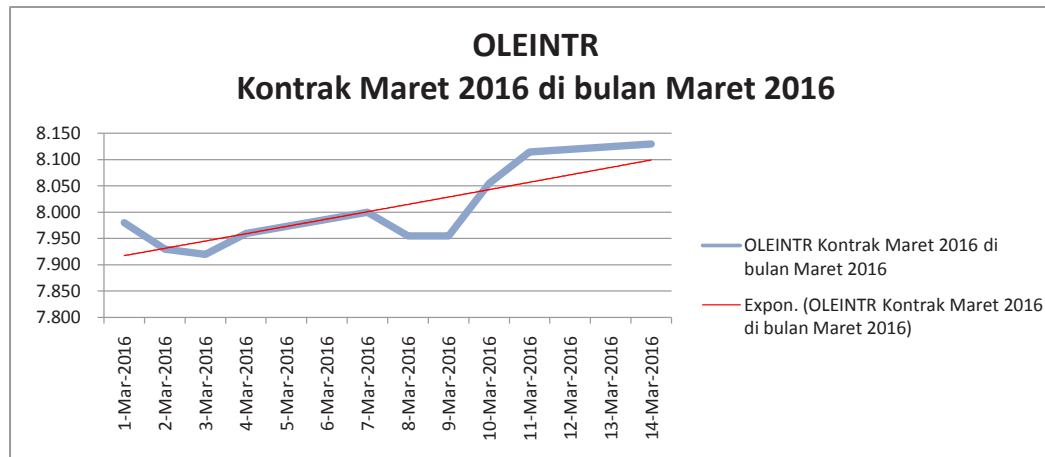


Transaction Volume CPOTR Kontrak Juni 2016 di bulan Maret 2016

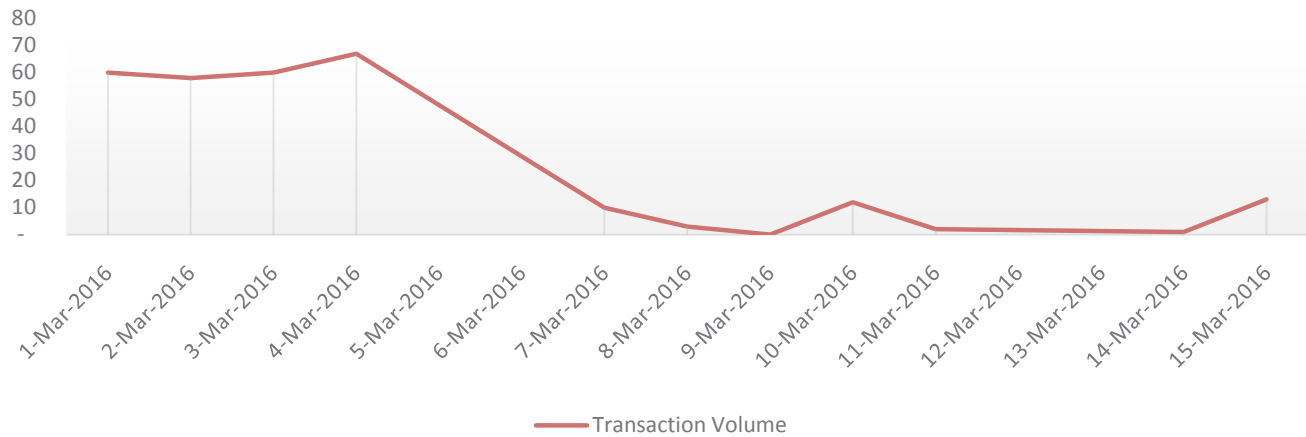


Informasi Harga Harian dari Bursa Komoditi Derivatif Indonesia OLEINTR Kontrak Maret 2016 di bulan Maret 2016

Date	Contract Prices (IDR)							Transaction Volume	Open Interest
	Previous	Open	High	Low	Last	Settlement	Change		
1-Mar-2016	7.990	7.980	7.980	7.980	7.980	7.980	(10)	1	1
2-Mar-2016	7.980	7.930	7.930	7.930	7.930	7.930	(50)	1	1
3-Mar-2016	7.930	7.920	7.920	7.920	7.920	7.920	(10)	1	1
4-Mar-2016	7.920	7.980	7.980	7.980	7.980	7.960	40	1	1
7-Mar-2016	7.960	8.000	8.000	8.000	8.000	8.000	40	1	1
8-Mar-2016	8.000	-	-	-	-	7.955	(45)	-	1
9-Mar-2016	7.955	-	-	-	-	7.955	-	-	1
10-Mar-2016	7.955	-	-	-	-	8.055	100	-	1
11-Mar-2016	8.055	-	-	-	-	8.115	60	-	1
14-Mar-2016	8.115	8.075	8.075	8.075	8.075	8.130	15	1	1
15-Mar-2016	8.130	8.130	8.130	8.130	8.130	8.075	(55)	1	-



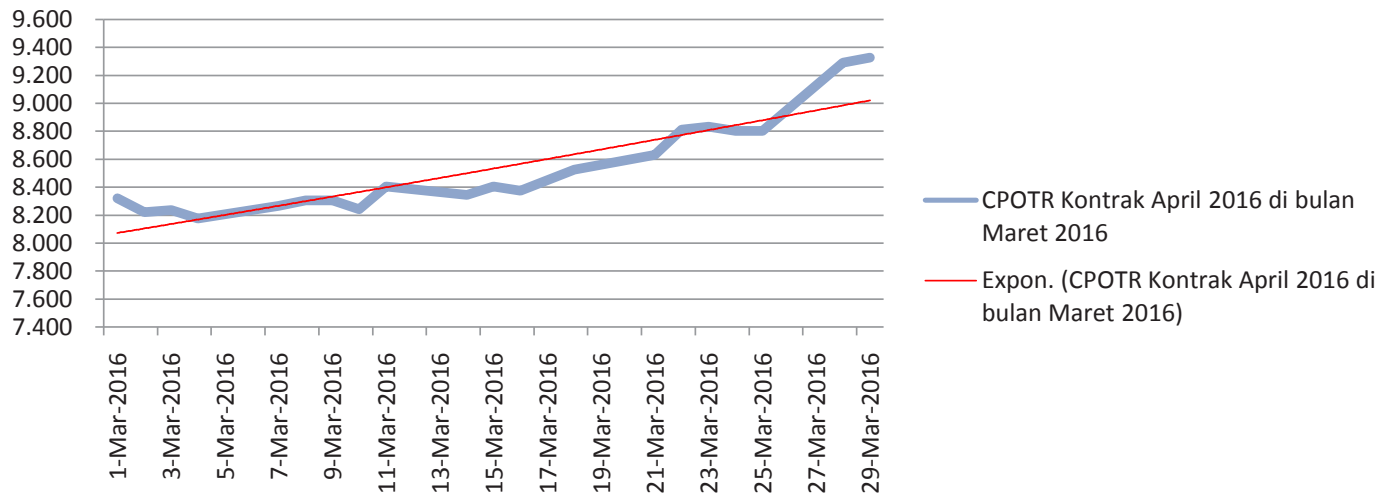
Transaction Volume CPOTR Kontrak Maret 2016 di bulan Maret 2016



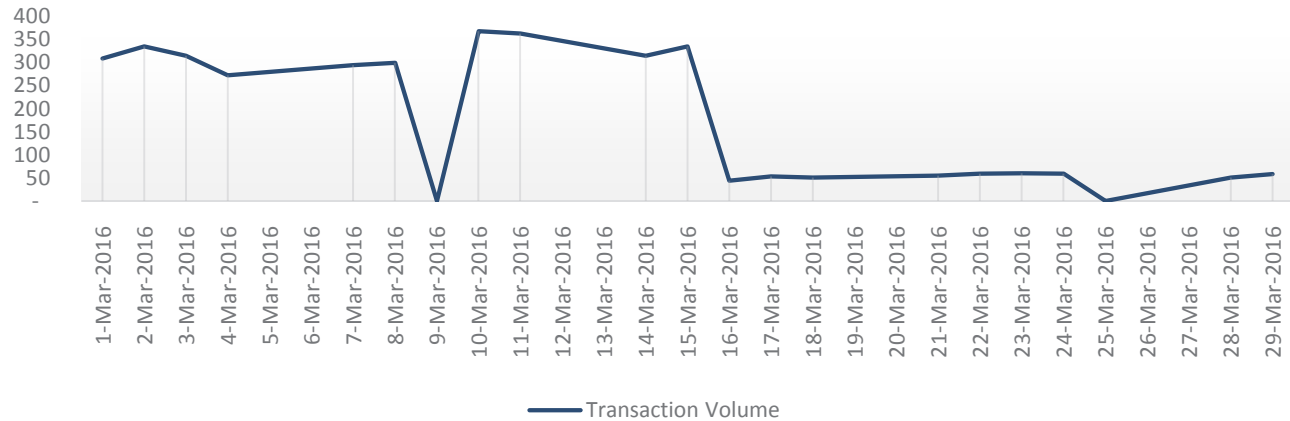
Informasi Harga Harian dari Bursa Komoditi Derivatif Indonesia CPOTR Kontrak April 2016 di bulan Maret 2016

Date	Contract Prices (IDR)							Transaction Volume	Open Interest
	Previous	Open	High	Low	Last	Settlement	Change		
1-Mar-2016	8.385	8.340	8.400	8.260	8.365	8.320	(65)	308	-
2-Mar-2016	8.320	8.345	8.345	8.215	8.250	8.220	(100)	334	8
3-Mar-2016	8.220	8.225	8.255	8.125	8.235	8.235	15	314	8
4-Mar-2016	8.235	8.275	8.365	8.240	8.270	8.175	(60)	272	4
7-Mar-2016	8.175	8.275	8.320	8.195	8.265	8.265	90	294	10
8-Mar-2016	8.265	8.270	8.350	8.170	8.255	8.305	40	299	5
9-Mar-2016	8.305	-	-	-	-	8.305	-	-	5
10-Mar-2016	8.305	8.380	8.380	8.215	8.250	8.240	(65)	367	10
11-Mar-2016	8.240	8.340	8.475	8.315	8.475	8.405	165	362	4
14-Mar-2016	8.405	8.475	8.485	8.305	8.345	8.345	(60)	314	10
15-Mar-2016	8.345	8.480	8.480	8.290	8.405	8.405	60	334	4
16-Mar-2016	8.405	8.395	8.425	8.280	8.350	8.375	(30)	44	2
17-Mar-2016	8.375	8.375	8.500	8.365	8.450	8.450	75	53	1
18-Mar-2016	8.450	8.510	8.575	8.425	8.515	8.525	75	51	-
21-Mar-2016	8.525	8.535	8.615	8.435	8.515	8.630	105	55	1
22-Mar-2016	8.630	8.725	8.750	8.630	8.685	8.810	180	59	-
23-Mar-2016	8.810	8.655	8.830	8.655	8.770	8.830	20	60	-
24-Mar-2016	8.830	8.815	8.875	8.660	8.800	8.800	(30)	59	1
25-Mar-2016	8.800	-	-	-	-	8.800	-	-	1
28-Mar-2016	8.800	8.795	8.975	8.795	8.975	9.290	490	51	2
29-Mar-2016	9.290	9.175	9.450	9.175	9.435	9.325	35	58	2

CPOTR Kontrak April 2016 di bulan Maret 2016



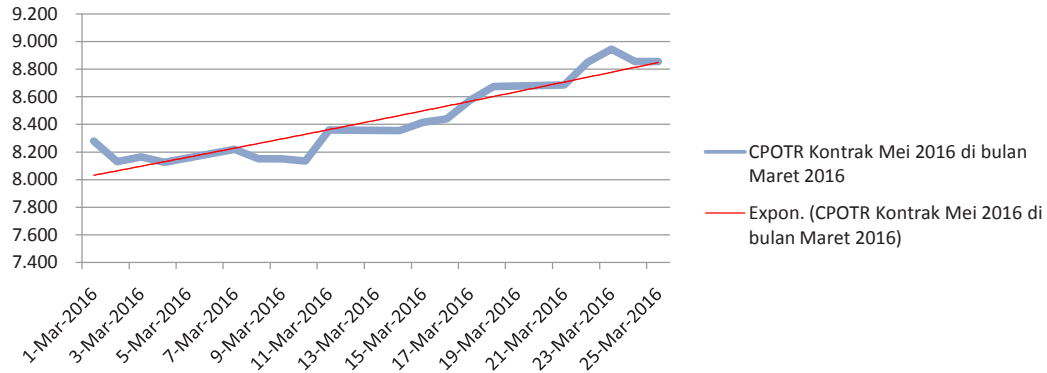
Transaction Volume CPOTR Kontrak April 2016 di bulan Maret 2016



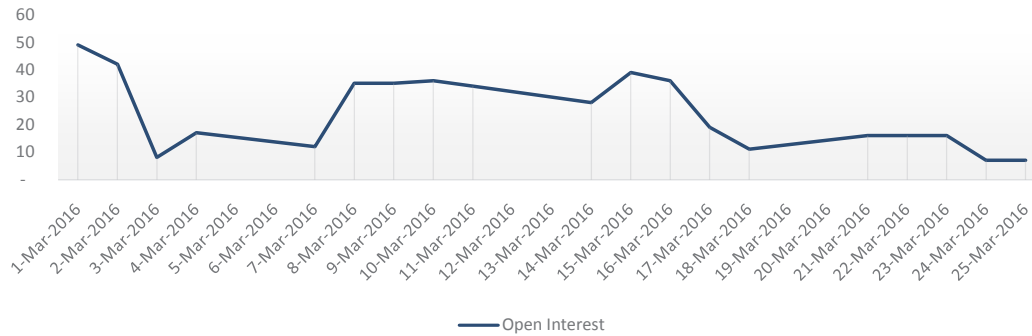
Informasi Harga Harian dari Bursa Komoditi Derivatif Indonesia CPOTR Kontrak Mei 2016 di bulan Maret 2016

Date	Contract Prices (IDR)							Transaction Volume	Open Interest
	Previous	Open	High	Low	Last	Settlement	Change		
1-Mar-2016	8.320	8.285	8.325	8.200	8.280	8.280	(40)	1.094	49
2-Mar-2016	8.280	8.255	8.260	8.105	8.130	8.130	(150)	847	42
3-Mar-2016	8.130	8.135	8.195	8.045	8.165	8.165	35	1.146	8
4-Mar-2016	8.165	8.235	8.290	8.160	8.180	8.125	(40)	951	17
7-Mar-2016	8.125	8.205	8.275	8.155	8.220	8.220	95	905	12
8-Mar-2016	8.220	8.280	8.290	8.125	8.150	8.150	(70)	883	35
9-Mar-2016	8.150	-	-	-	-	8.150	-	-	35
10-Mar-2016	8.150	8.225	8.250	8.055	8.135	8.135	(15)	812	36
11-Mar-2016	8.135	8.225	8.375	8.165	8.360	8.360	225	982	34
14-Mar-2016	8.360	8.425	8.465	8.290	8.310	8.355	(5)	851	28
15-Mar-2016	8.355	8.395	8.470	8.335	8.415	8.415	60	814	39
16-Mar-2016	8.415	8.360	8.425	8.305	8.415	8.440	25	581	36
17-Mar-2016	8.440	8.425	8.610	8.370	8.575	8.575	135	377	19
18-Mar-2016	8.575	8.655	8.710	8.565	8.630	8.675	100	306	11
21-Mar-2016	8.675	8.665	8.765	8.610	8.685	8.685	10	267	16
22-Mar-2016	8.685	8.785	8.840	8.705	8.770	8.850	165	376	16
23-Mar-2016	8.850	8.845	8.865	8.685	8.795	8.945	95	366	16
24-Mar-2016	8.945	8.995	8.995	8.770	8.855	8.855	(90)	393	7
25-Mar-2016	8.855	-	-	-	-	8.855	-	-	7
28-Mar-2016	8.855	8.940	9.010	8.885	9.010	9.355	500	296	41
29-Mar-2016	9.355	9.375	9.495	9.235	9.450	9.395	40	260	20

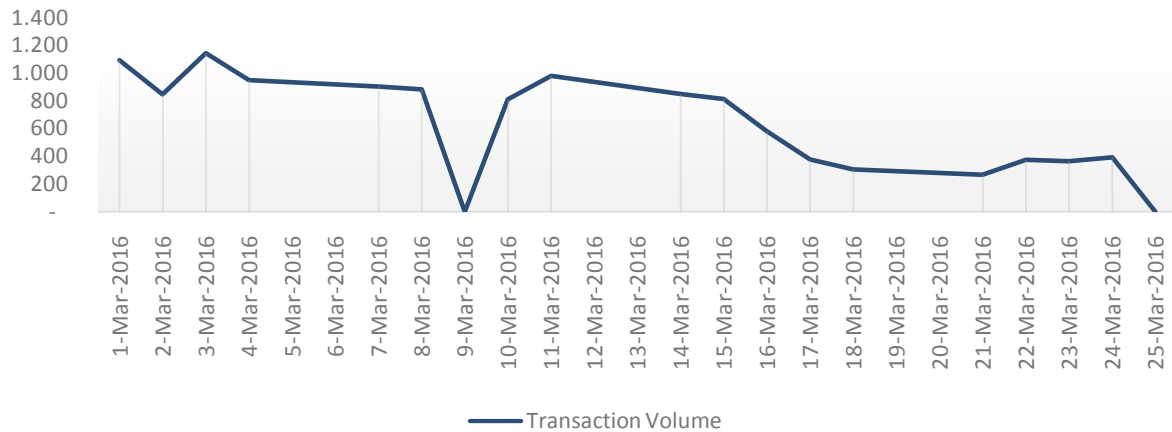
CPOTR Kontrak Mei 2016 di bulan Maret 2016



Open Interest CPOTR Kontrak Mei 2016 di bulan Maret 2016



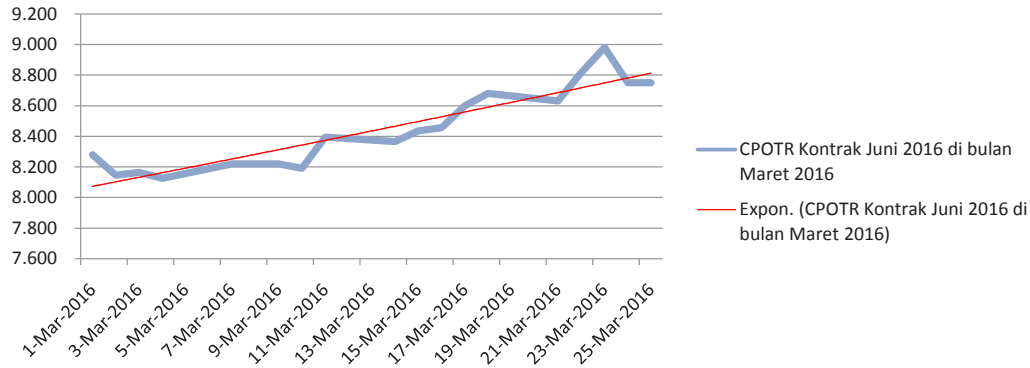
Transaction Volume CPOTR Kontrak Mei 2016 di bulan Maret 2016



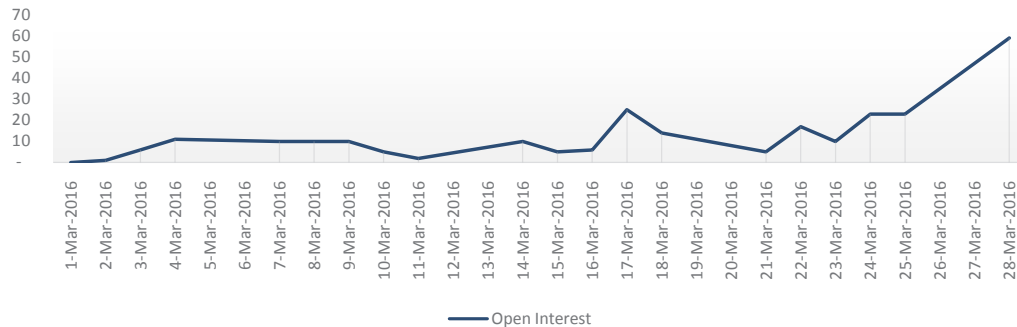
Informasi Harga Harian dari Bursa Komoditi Derivatif Indonesia CPOTR Kontrak Juni 2016 di bulan Maret 2016

Date	Contract Prices (IDR)							Transaction Volume	Open Interest
	Previous	Open	High	Low	Last	Settlement	Change		
1-Mar-2016	8.320	8.220	8.325	8.200	8.280	8.280	(40)	618	-
2-Mar-2016	8.280	8.270	8.270	8.110	8.145	8.145	(135)	503	1
3-Mar-2016	8.145	8.155	8.165	8.060	8.165	8.165	20	553	6
4-Mar-2016	8.165	8.265	8.280	8.155	8.190	8.125	(40)	587	11
7-Mar-2016	8.125	8.140	8.265	8.140	8.220	8.220	95	550	10
8-Mar-2016	8.220	8.205	8.290	8.135	8.220	8.220	-	530	10
9-Mar-2016	8.220	-	-	-	-	8.220	-	-	10
10-Mar-2016	8.220	8.280	8.305	8.150	8.190	8.190	(30)	566	5
11-Mar-2016	8.190	8.220	8.430	8.220	8.395	8.395	205	704	2
14-Mar-2016	8.395	8.455	8.480	8.355	8.365	8.365	(30)	525	10
15-Mar-2016	8.365	8.340	8.490	8.340	8.435	8.435	70	648	5
16-Mar-2016	8.435	8.440	8.470	8.345	8.455	8.455	20	673	6
17-Mar-2016	8.455	8.390	8.630	8.385	8.600	8.600	145	865	25
18-Mar-2016	8.600	8.690	8.750	8.610	8.680	8.680	80	1.136	14
21-Mar-2016	8.680	8.685	8.785	8.655	8.700	8.630	(50)	859	5
22-Mar-2016	8.630	8.735	8.790	8.660	8.690	8.815	185	900	17
23-Mar-2016	8.815	8.760	8.940	8.655	8.805	8.980	165	1.045	10
24-Mar-2016	8.980	8.875	8.955	8.810	8.920	8.750	(230)	1.100	23
25-Mar-2016	8.750	-	-	-	-	8.750	-	-	23
28-Mar-2016	8.750	8.745	8.905	8.745	8.870	9.405	655	615	59
29-Mar-2016	9.405	9.420	9.525	9.285	9.500	9.475	70	713	42

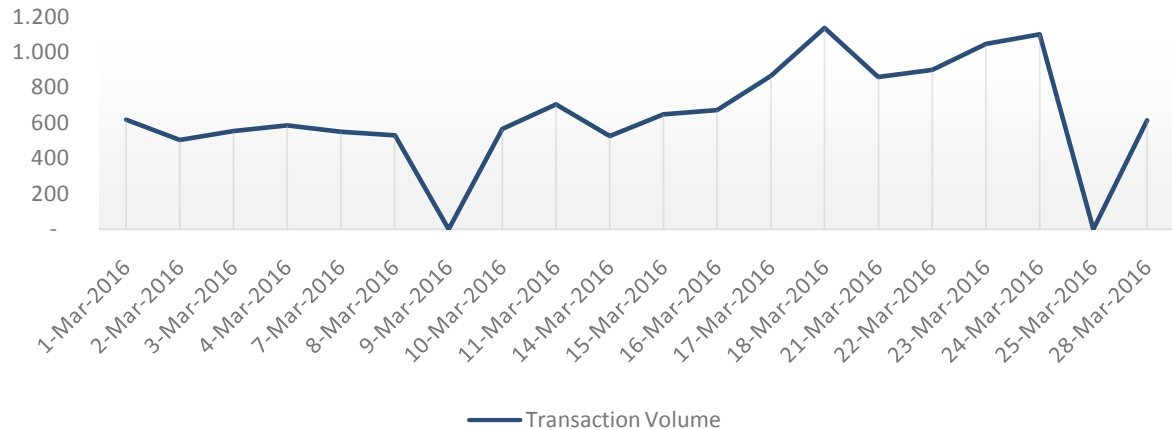
CPOTR Kontrak Juni 2016 di bulan Maret 2016



Open Interest CPOTR Kontrak Juni 2016 di bulan Maret 2016

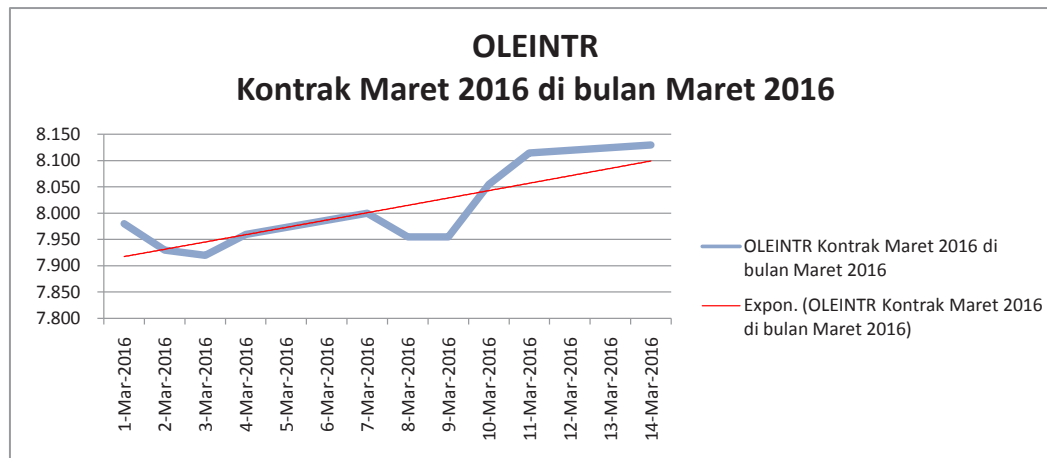


Transaction Volume CPOTR Kontrak Juni 2016 di bulan Maret 2016

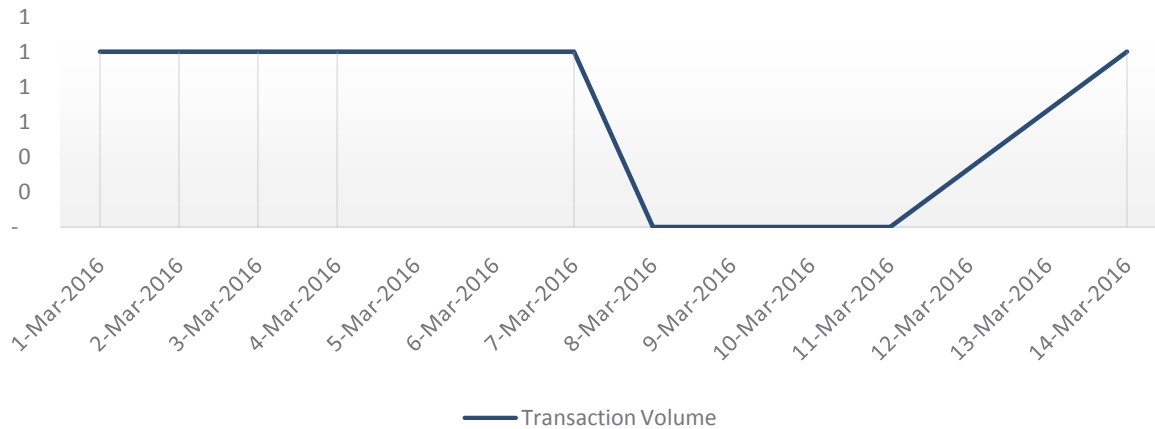


Informasi Harga Harian dari Bursa Komoditi Derivatif Indonesia OLEINTR Kontrak Maret 2016 di bulan Maret 2016

Date	Contract Prices (IDR)							Transaction Volume	Open Interest
	Previous	Open	High	Low	Last	Settlement	Change		
1-Mar-2016	7.990	7.980	7.980	7.980	7.980	7.980	(10)	1	1
2-Mar-2016	7.980	7.930	7.930	7.930	7.930	7.930	(50)	1	1
3-Mar-2016	7.930	7.920	7.920	7.920	7.920	7.920	(10)	1	1
4-Mar-2016	7.920	7.980	7.980	7.980	7.980	7.960	40	1	1
7-Mar-2016	7.960	8.000	8.000	8.000	8.000	8.000	40	1	1
8-Mar-2016	8.000	-	-	-	-	7.955	(45)	-	1
9-Mar-2016	7.955	-	-	-	-	7.955	-	-	1
10-Mar-2016	7.955	-	-	-	-	8.055	100	-	1
11-Mar-2016	8.055	-	-	-	-	8.115	60	-	1
14-Mar-2016	8.115	8.075	8.075	8.075	8.075	8.130	15	1	1
15-Mar-2016	8.130	8.130	8.130	8.130	8.130	8.075	(55)	1	-



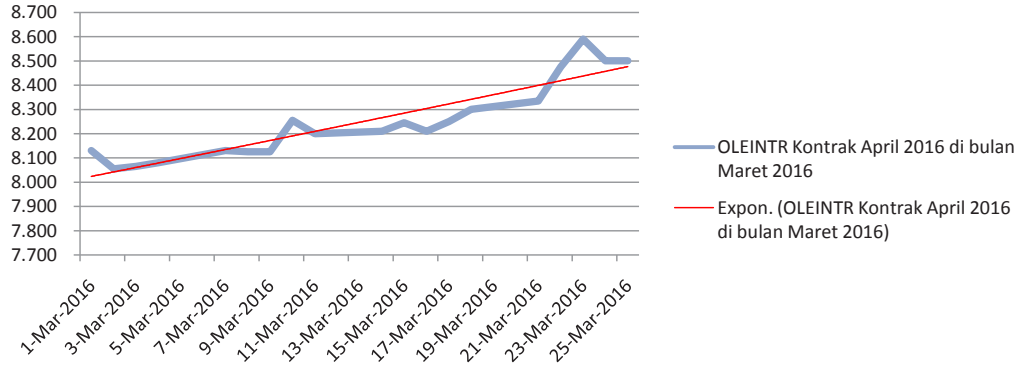
Transaction Volume OLEINTR Kontrak Maret 2016 di bulan Maret 2016



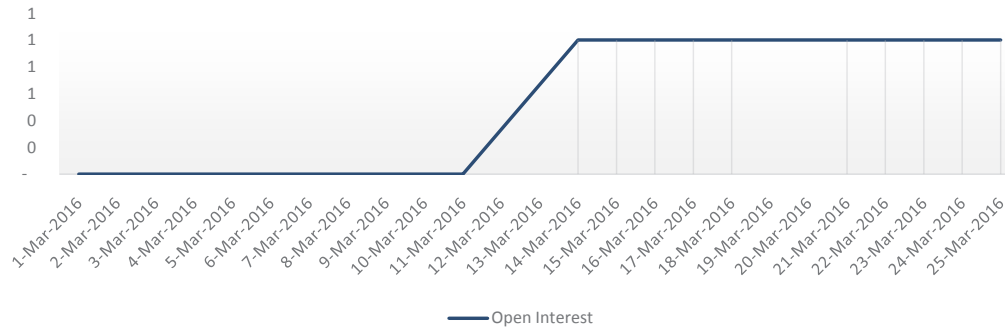
**Informasi Harga Harian dari Bursa Komoditi Derivatif Indonesia
OLEINTR Kontrak April 2016 di bulan Maret 2016**

Date	Contract Prices (IDR)							Transaction Volume	Open Interest
	Previous	Open	High	Low	Last	Settlement	Change		
1-Mar-2016	8.190	-	-	-	-	8.130	(60)	-	-
2-Mar-2016	8.130	-	-	-	-	8.055	(75)	-	-
3-Mar-2016	8.055	8.065	8.065	8.065	8.065	8.065	10	1	-
4-Mar-2016	8.065	8.080	8.080	8.080	8.080	8.080	15	1	-
7-Mar-2016	8.080	8.225	8.225	8.130	8.130	8.130	50	2	-
8-Mar-2016	8.130	-	-	-	-	8.125	(5)	-	-
9-Mar-2016	8.125	-	-	-	-	8.125	-	-	-
10-Mar-2016	8.125	-	-	-	-	8.255	130	-	-
11-Mar-2016	8.255	-	-	-	-	8.200	(55)	-	-
14-Mar-2016	8.200	8.170	8.170	8.170	8.170	8.210	10	1	1
15-Mar-2016	8.210	8.245	8.245	8.245	8.245	8.245	35	1	1
16-Mar-2016	8.245	-	-	-	-	8.210	(35)	-	1
17-Mar-2016	8.210	8.250	8.250	8.250	8.250	8.250	40	1	1
18-Mar-2016	8.250	8.280	8.280	8.280	8.280	8.300	50	1	1
21-Mar-2016	8.300	8.300	8.300	8.300	8.300	8.335	35	2	1
22-Mar-2016	8.335	-	-	-	-	8.475	140	-	1
23-Mar-2016	8.475	-	-	-	-	8.590	115	-	1
24-Mar-2016	8.590	-	-	-	-	8.500	(90)	-	1
25-Mar-2016	8.500	-	-	-	-	8.500	-	-	1
28-Mar-2016	8.500	8.640	8.640	8.640	8.640	8.745	245	1	1
29-Mar-2016	8.745	-	-	-	-	8.855	110	-	1

OLEINTR Kontrak April 2016 di bulan Maret 2016

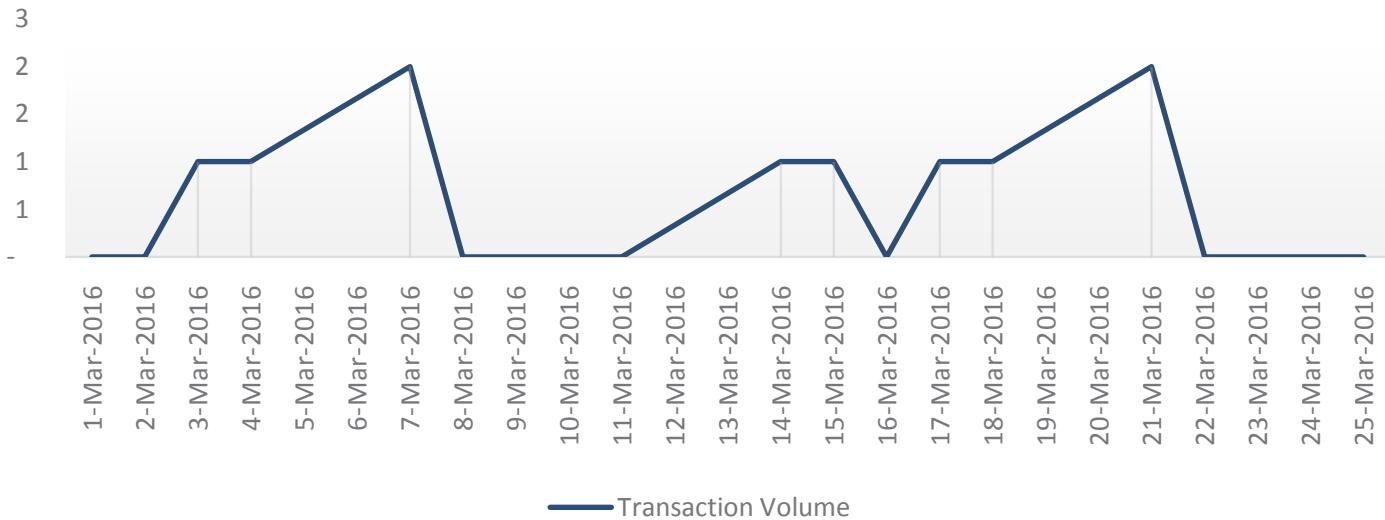


Open Interest OLEINTR Kontrak April 2016 di bulan Maret 2016



Transaction Volume OLEINTR

Kontrak April 2016 di bulan Maret 2016

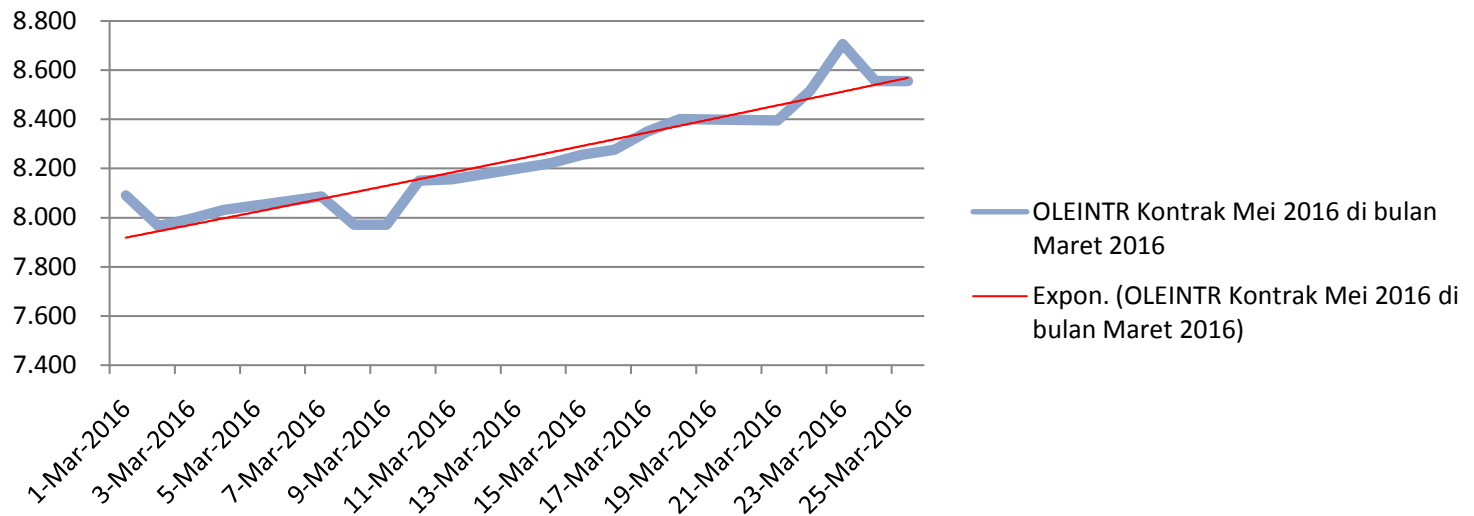


Informasi Harga Harian dari Bursa Komoditi Derivatif Indonesia

OLEINTR Kontrak Mei 2016 di bulan Maret 2016

Date	Contract Prices (IDR)							Transaction Volume	Open Interest
	Previous	Open	High	Low	Last	Settlement	Change		
1-Mar-2016	8.125	-	-	-	-	8.090	(35)	-	-
2-Mar-2016	8.090	-	-	-	-	7.965	(125)	-	-
3-Mar-2016	7.965	-	-	-	-	7.995	30	-	-
4-Mar-2016	7.995	-	-	-	-	8.030	35	-	-
7-Mar-2016	8.030	-	-	-	-	8.085	55	-	-
8-Mar-2016	8.085	-	-	-	-	7.970	(115)	-	-
9-Mar-2016	7.970	-	-	-	-	7.970	-	-	-
10-Mar-2016	7.970	-	-	-	-	8.150	180	-	-
11-Mar-2016	8.150	-	-	-	-	8.155	5	-	-
14-Mar-2016	8.155	-	-	-	-	8.220	65	-	-
15-Mar-2016	8.220	-	-	-	-	8.255	35	-	-
16-Mar-2016	8.255	-	-	-	-	8.275	20	-	-
17-Mar-2016	8.275	8.350	8.350	8.350	8.350	8.350	75	1	-
18-Mar-2016	8.350	8.385	8.385	8.385	8.385	8.400	50	1	1
21-Mar-2016	8.400	8.395	8.395	8.395	8.395	8.395	(5)	1	1
22-Mar-2016	8.395	-	-	-	-	8.515	120	-	1
23-Mar-2016	8.515	-	-	-	-	8.705	190	-	1
24-Mar-2016	8.705	-	-	-	-	8.555	(150)	-	1
25-Mar-2016	8.555	-	-	-	-	8.555	-	-	1
28-Mar-2016	8.555	8.720	8.720	8.720	8.720	8.760	205	1	1
29-Mar-2016	8.760	-	-	-	-	8.925	165	-	1

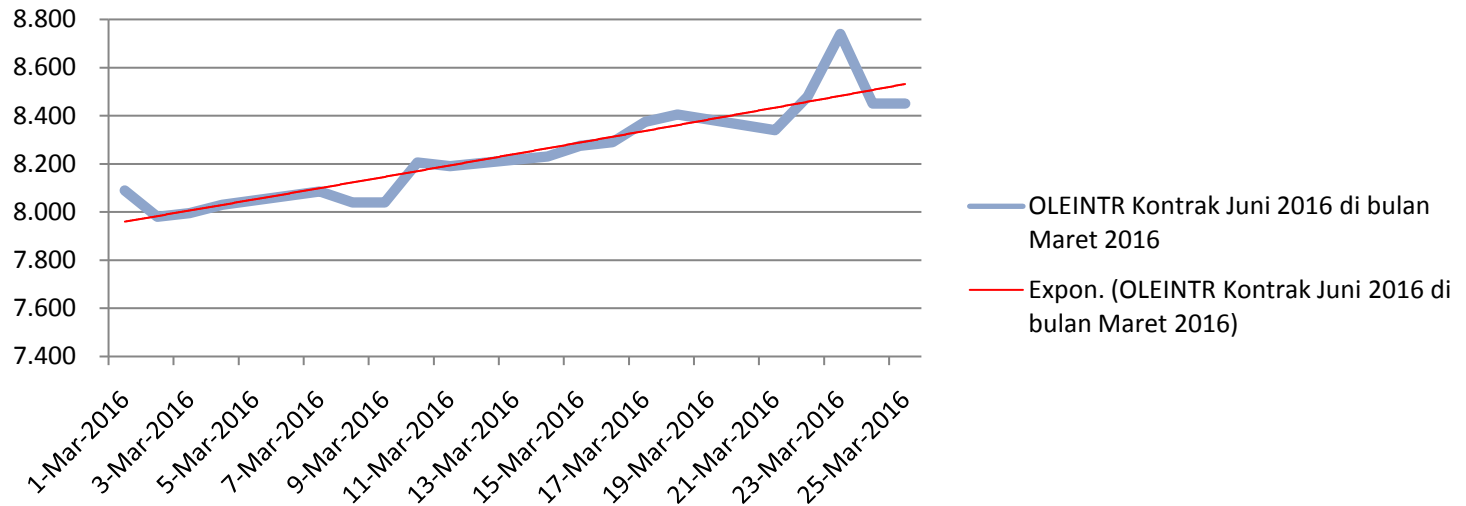
OLEINTR Kontrak Mei 2016 di bulan Maret 2016



Informasi Harga Harian dari Bursa Komoditi Derivatif Indonesia OLEINTR Kontrak Juni 2016 di bulan Maret 2016

Date	Contract Prices (IDR)							Transaction Volume	Open Interest
	Previous	Open	High	Low	Last	Settlement	Change		
1-Mar-2016	8.125	-	-	-	-	8.090	(35)	-	-
2-Mar-2016	8.090	-	-	-	-	7.980	(110)	-	-
3-Mar-2016	7.980	-	-	-	-	7.995	15	-	-
4-Mar-2016	7.995	-	-	-	-	8.030	35	-	-
7-Mar-2016	8.030	-	-	-	-	8.085	55	-	-
8-Mar-2016	8.085	-	-	-	-	8.040	(45)	-	-
9-Mar-2016	8.040	-	-	-	-	8.040	-	-	-
10-Mar-2016	8.040	-	-	-	-	8.205	165	-	-
11-Mar-2016	8.205	-	-	-	-	8.190	(15)	-	-
14-Mar-2016	8.190	-	-	-	-	8.230	40	-	-
15-Mar-2016	8.230	-	-	-	-	8.275	45	-	-
16-Mar-2016	8.275	-	-	-	-	8.290	15	-	-
17-Mar-2016	8.290	-	-	-	-	8.375	85	-	-
18-Mar-2016	8.375	-	-	-	-	8.405	30	-	-
21-Mar-2016	8.405	-	-	-	-	8.340	(65)	-	-
22-Mar-2016	8.340	-	-	-	-	8.480	140	-	-
23-Mar-2016	8.480	-	-	-	-	8.740	260	-	-
24-Mar-2016	8.740	-	-	-	-	8.450	(290)	-	-
25-Mar-2016	8.450	-	-	-	-	8.450	-	-	-
28-Mar-2016	8.450	-	-	-	-	8.810	360	-	-
29-Mar-2016	8.810	-	-	-	-	9.005	195	-	-

OLEINTR Kontrak Juni 2016 di bulan Maret 2016



Informasi Harga Harian dari Bursa Komoditi Derivatif Indonesia GOLDGR Kontrak Maret 2016 di bulan Maret 2016

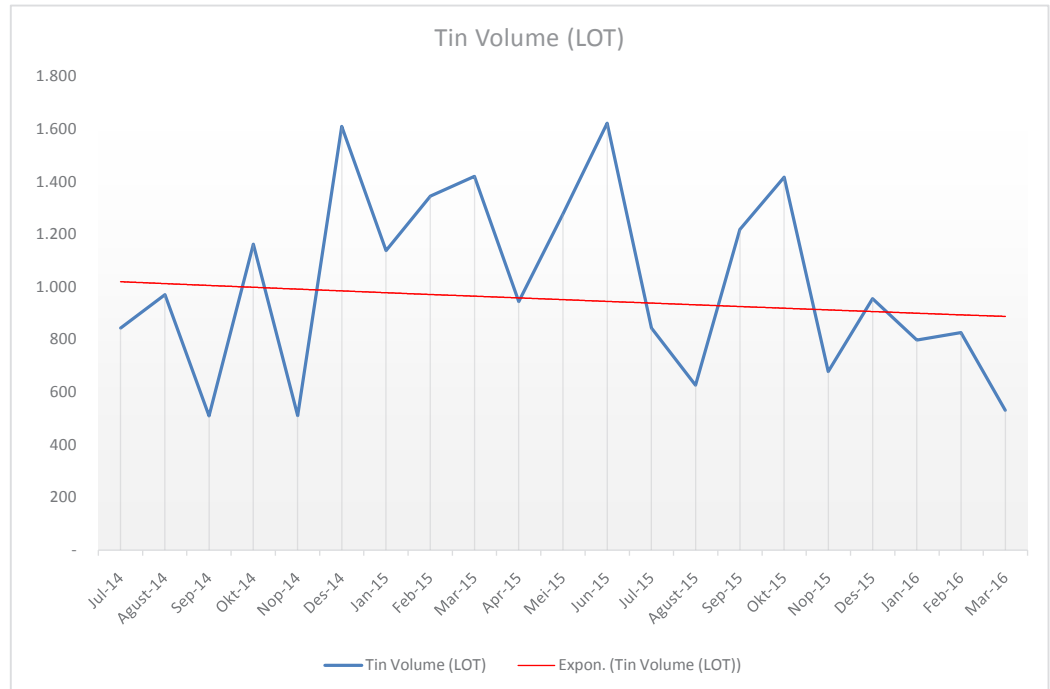
Date	Contract Prices (IDR)							Transaction Volume	Open Interest
	Previous	Open	High	Low	Last	Settlement	Change		
1-Mar-2016	541.000	-	-	-	-	534.100	(6.900)	-	-
2-Mar-2016	534.100	-	-	-	-	535.100	1.000	-	-
3-Mar-2016	535.100	-	-	-	-	543.000	7.900	-	-
4-Mar-2016	543.000	-	-	-	-	536.700	(6.300)	-	-
7-Mar-2016	536.700	-	-	-	-	537.100	400	-	-
8-Mar-2016	537.100	-	-	-	-	537.800	700	-	-
9-Mar-2016	537.800	-	-	-	-	533.500	(4.300)	-	-
10-Mar-2016	533.500	-	-	-	-	540.200	6.700	-	-
11-Mar-2016	540.200	-	-	-	-	530.700	(9.500)	-	-
14-Mar-2016	530.700	-	-	-	-	522.700	(8.000)	-	-
15-Mar-2016	522.700	-	-	-	-	526.600	3.900	-	-
16-Mar-2016	526.600	-	-	-	-	543.300	16.700	-	-
17-Mar-2016	543.300	-	-	-	-	534.900	(8.400)	-	-
18-Mar-2016	534.900	-	-	-	-	533.300	(1.600)	-	-
21-Mar-2016	533.300	-	-	-	-	531.700	(1.600)	-	-
22-Mar-2016	531.700	-	-	-	-	533.300	1.600	-	-
23-Mar-2016	533.300	-	-	-	-	522.500	(10.800)	-	-
24-Mar-2016	522.500	-	-	-	-	523.200	700	-	-
25-Mar-2016	523.200	-	-	-	-	523.200	-	-	-
28-Mar-2016	523.200	-	-	-	-	528.500	5.300	-	-
29-Mar-2016	528.500	-	-	-	-	540.500	12.000	-	-

Informasi Harga Harian dari Bursa Komoditi Derivatif Indonesia GOLDGR Kontrak April 2016 di bulan Maret 2016

Date	Contract Prices (IDR)							Transaction Volume	Open Interest
	Previous	Open	High	Low	Last	Settlement	Change		
1-Mar-2016	544.400	542.000	542.000	541.400	541.900	537.000	(7.400)	500	-
2-Mar-2016	537.000	531.700	532.300	531.400	532.300	538.000	1.000	500	-
3-Mar-2016	538.000	537.600	538.700	537.600	538.700	545.900	7.900	500	-
4-Mar-2016	545.900	542.300	542.500	541.800	541.800	539.600	(6.300)	500	-
7-Mar-2016	539.600	534.700	535.700	534.700	535.700	540.000	400	500	-
8-Mar-2016	540.000	542.700	543.700	542.700	543.700	540.700	700	500	-
9-Mar-2016	540.700	-	-	-	-	536.300	(4.400)	-	-
10-Mar-2016	536.300	536.300	537.300	536.300	537.000	543.100	6.800	510	-
11-Mar-2016	543.100	542.800	543.100	542.400	542.400	533.500	(9.600)	500	-
14-Mar-2016	533.500	534.100	534.500	534.000	534.000	525.500	(8.000)	358	-
15-Mar-2016	525.500	524.800	527.900	524.800	527.800	529.300	3.800	620	-
16-Mar-2016	529.300	530.000	534.600	530.000	534.200	546.100	16.800	580	-
17-Mar-2016	546.100	541.000	541.500	539.200	539.200	537.700	(8.400)	320	-
18-Mar-2016	537.700	539.500	540.500	539.400	540.100	536.000	(1.700)	500	-
21-Mar-2016	536.000	539.500	539.900	538.700	538.700	534.300	(1.700)	560	-
22-Mar-2016	534.300	535.000	536.700	535.000	536.700	536.000	1.700	620	-
23-Mar-2016	536.000	535.300	535.300	533.800	533.800	525.100	(10.900)	500	-
24-Mar-2016	525.100	527.200	528.000	527.000	527.700	525.800	700	660	-
25-Mar-2016	525.800	-	-	-	-	525.800	-	-	-
28-Mar-2016	525.800	528.500	528.500	527.500	528.000	531.100	5.300	500	-
29-Mar-2016	531.100	-	-	-	-	543.200	12.100	-	-

Volume Pelelangan Timah Dalam Setahun Terakhir
Tin Auction Volume in a Year

Months	Tin Volume (LOT)	Growth
Jul-14	844	
Agust-14	971	15%
Sep-14	510	-47%
Okt-14	1.163	128%
Nop-14	511	-56%
Des-14	1.611	215%
Jan-15	1.139	-29%
Feb-15	1.346	18%
Mar-15	1.421	6%
Apr-15	945	-33%
Mei-15	1.279	35%
Jun-15	1.623	27%
Jul-15	844	-48%
Agust-15	627	-26%
Sep-15	1.219	94%
Okt-15	1.418	-13%
Nop-15	679	-52%
Des-15	956	41%
Jan-16	798	-35%
Feb-16	827	4%
Mar-16	531	-36%



Grafik Perkembangan Harga Komoditi *Historical Commodity Price Charts*

