

JULI - SEPTEMBER 2016



Perdagangan Sebagai Sektor  
Penggerak Pertumbuhan dan  
Daya Saing Ekonomi, serta  
Penciptaan  
Kemakmuran  
Rakyat

remarkable  
Indonesia

## BUKU STATISTIK PERDAGANGAN BERJANGKA DI INDONESIA

### BAPPEBTI KEMENTERIAN PERDAGANGAN REPUBLIK INDONESIA



## KATA PENGANTAR

Badan Pengawas Perdagangan Berjangka Komoditi (Bappebti) dengan bangga menerbitkan Buku Triwulan untuk Statistik Perdagangan Berjangka di Indonesia. Data transaksi perdagangan berjangka di dalam buku ini bersumber dari Jakarta Futures Exchange (JFX) dan Bursa Komoditi & Derivatif Indonesia (BKDI), sementara untuk harga komoditi di pasar fisik bersumber dari Reuters yang diolah oleh Bappebti dan rekap transaksi pasar lelang bersumber dari tiap daerah penyelenggara pasar lelang yang diolah oleh Bappebti.

Buku ini memuat informasi penting mengenai data transaksi fisik dan berjangka harian, seperti harga, volume perdagangan, *Open Interest* dan lain-lain.

Buku Triwulan Statistik diharapkan dapat membantu pembaca untuk mengetahui bagaimana perkembangan yang terjadi di pasar berjangka dan kaitannya dengan harga di pasar fisik. Diharapkan pula pembaca dapat menggunakan kemampuan analisisnya untuk memperoleh keinginan yang diperlukan.

Penghargaan dan terima kasih disampaikan kepada semua pihak yang telah membantu penyediaan data dan dokumen dasar ke Bappebti dalam penyusunan Buku Statistik Perdagangan Berjangka di Indonesia.

Kepada para pemakai data diharapkan saran dan kritik yang membangun guna penyempurnaan penerbitan buku ini.

Jakarta, September 2016

## FOREWORD

*The Commodity Futures Trading Regulatory Agency (CoFTRA) is proud to publish books for Statistics Quarterly Futures Trading in Indonesia. Futures trading transaction data in this book comes from the Jakarta Futures Exchange (JFX) and Indonesia Commodity & Derivatives Exchange (ICDX), while for the price of commodities in the physical market are sourced from Reuters and processed by CoFTRA, the auction market transactions are sourced from each region organizers auction market which is collected and arranged by CoFTRA.*

*This books contains important information on daily physical and futures transaction data such as price, trade volume, open interest, etc.*

*Books Quarterly Statistics is expected to help the reader to find out how developments in the futures market and its relation with the physical market price. Is also expected that the reader can use the analytical ability to obtain the necessary desire.*

*Appreciation and gratitude conveyed to all those who have helped provide basic data and documents into CoFTRA in preparing the Book Futures Trade Statistics in Indonesia.*

*To the users of data expected to suggestions and constructive criticism in order to improve the publication of this book.*

Jakarta, September 2016

## **TEKNIK PENYAJIAN**

Data statistik Perdagangan Berjangka Indonesia ini mulai didiseminasikan bulan Januari 2003. Data bersumber dari laporan harian yang disampaikan oleh PT. Jakarta Futures Exchange (JFX) dan Bursa Komoditi & Derivatif Indonesia (BKDI) kepada Badan Pengawas Perdagangan Berjangka Komoditi serta laporan transaksi pasar lelang yang disampaikan oleh penyelenggara lelang di masing-masing daerah. Cakupan penyajian dalam bentuk tabel meliputi hal-hal sebagai berikut :

1. Himpunan laporan harian transaksi kontrak-kontrak berjangka di BBJ dan BKDI yang disajikan secara bulanan.
2. Satuan kontrak untuk Olein 1 lot (OLE) = 20 ton ; 1 lot (OLE10) = 10 ton dan 1 lot (OLEINTR) = 10 ton
3. Satuan kontrak untuk CPO 1 lot (CPOTR) = 10 Ton.
4. Satuan kontrak untuk Kakao 1 lot (CC5) = 5 Ton.
5. Satuan kontrak untuk Emas 1 lot (GOL) = 1 kg, 1 lot (GOL100) = 100 gr, 1 lot (GOL250) = 250 gr, 1 lot (GOLDGR) = 100 gr, dan 1 lot (GOLDID, GOLDUD) = 10 Troy Ounce
6. Satuan kontrak untuk Gulir Emas 1 lot (KGE) = 1 Kg
7. Satuan kontrak untuk Gulir Indeks Emas (KIE) = Rp 10.000,- per angka indeks
8. Rata-rata volume perdagangan dan open interest disajikan dalam angka yang dibulatkan pada perhitungan akhir hari perdagangan bulan bersangkutan.
9. Angka harga rata-rata dibulatkan ke bawah berdasarkan fluktuasi harga minimum.
10. Statistik komoditi harga fisik di pasar domestik dan internasional bersumber dari Reuters yang diolah oleh Bappebti.
11. Rekap transaksi pasar lelang pada masing-masing daerah penyelenggara pasar lelang.

## **LEGENDS**

*The statistics Futures Trading Indonesia are disseminated in January 2003 by CoFTRA. Data obtained from the daily reports submitted by PT. Jakarta Futures Exchange (JFX) and Indonesia Commodity & Derivatives Exchange (ICDX) to CoFTRA and the auction market transaction reports submitted by the organizers of auctions in each region. Scope of statistic in the form of tables include the following:*

1. *The set of daily reports of transactions in futures contracts that traded in PT. Jakarta Futures Exchange (JFX) and Indonesia Commodity & Derivatives Exchange (ICDX) which is presented on a monthly basis.*
2. *Contract size for Olein 1 lot (OLE) = 20 metric tonnes, 1 lot (OLE10) = 10 metric tonnes, and 1 lot (OLEINTR) = 10 metric tonnes*
3. *Contract size for Crude Palm oil 1 lot (CPOTR) = 10 metric tonnes*
4. *Contract size for Cocoa 1 lot (CC5) = 5 metric tonnes*
5. *Contract size for Gold 1 lot (GOL) = 1 kg, 1 lot (GOL100) = 100 gr, 1 lot (GOL250) = 250 gr, 1 lot (GOLDGR) = 100 gr, and 1 lot (GOLDID, GOLDUD) = 10 Troy Ounce .*
6. *Contract size for Roliing Gold 1 lot (KGE) = 1 Kilogram*
7. *Contract Multiplier for Roliing Gold Index (KIE) = Rp 10.000,- /index*
8. *The Average trading volume and open positions shown in the figures are rounded to the calculation of the final trading day of the month concerned.*
9. *The average of prices is rounded down to the minimum price fluctuation.*
10. *Price statistics of physical commodities in the domestic and international markets are qouted from Reuters that processed by CoFTRA.*
11. *Recapitulation of auction's market transactions in each local market organizers of the auction*

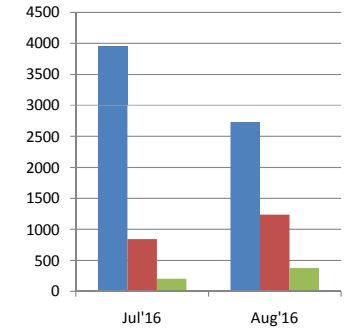
**JULI 2016**



## IKHTISAR PASAR Overview of The Market

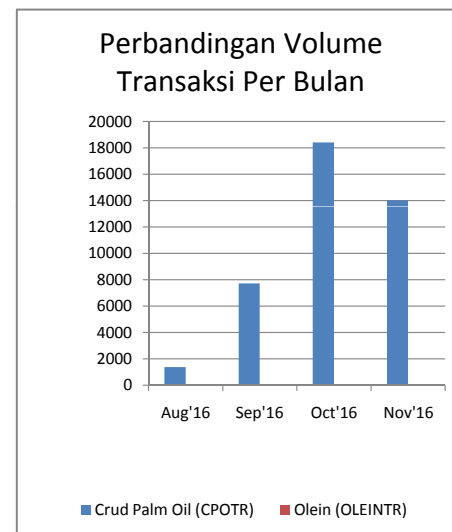
Kontrak(Contract) / Bulan(Month)	Olein (OLE) Jakarta Futures Exchange (JFX)			Olein (OLE10) Jakarta Futures Exchange (JFX)			Kakao/Cocoa (CCS) Jakarta Futures Exchange (JFX)		
	Jul'16	Aug'16	Perubahan/Change	Jul'16	Aug'16	Perubahan/Change	Jul'16	Aug'16	Perubahan/Change
Uraian (Items)									
Hari Perdagangan (hari) Trading Days (days)	15	22	7	15	22	7	15	22	7
Volume Transaksi (lot) Volume (Lots)	3950	2733	-1217	842	1237	395	204	378	174
Rata-rata Volume Harian (lot) Daily Volume Average (lots)	7,653646	3,401736	-4,25191	7,476768	6,512967	-0,963801	3	3	0
Volume Tertinggi (lot) High Volume (lots)	50	10	-40	20	20	0	3	3	0
Volume Terendah (Lot) Low Volume (lots)	1	1	0	1	1	0	3	3	0
Harga Tertinggi (Rp) High Price (Rp)	9795	11040	1245	9675	10950	1275	36190	35800	-390
Harga Terendah (Rp) Low Price (Rp)	8450	8820	370	9080	9100	20	31930	31840	-90
Rata-rata Harga Harian (Rp) Daily Price Average (Rp)	9267,337799	9982,249999	714,9122	9322,885823	10092,19948	769,313656	33506,88889	33861,36364	354,474747

### Perbandingan Volume Transaksi Per Bulan



■ Olein (OLE) ■ Olein (OLE10) ■ Kakao/Cocoa (CCS)

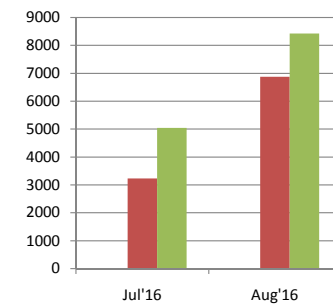
Kontrak(Contract) / Bulan(Month)	Crud Palm Oil (CPOTR) ICDX				Olein (OLEINTR) ICDX			
	Aug'16	Sep'16	Oct'16	Nov'16	Aug'16	Sep'16	Oct'16	Nov'16
Uraian (Items)								
Hari Perdagangan (hari)	23	23	23	23	23	23	23	23
Trading Days (days)								
Volume Transaksi (lot)	1380	7728	18400	14030	23	23		
Volume (Lots)								
Rata-rata Volume Harian (lot)	60	336	800	610	1	1		
Daily Volume Average (lots)								
Volume Tertinggi (lot)	60	336	800	610	1	1		
High Volume (lots)								
Volume Terendah (Lot)	60	336	800	610	1	1		
Low Volume (lots)								
Harga Tertinggi (Rp)	8195	7940	7910	7910	8290	7985	7955	7955
High Price (Rp)								
Harga Terendah (Rp)	8195	7940	7910	7910	8290	7985	7955	7955
Low Price (Rp)								
Rata-rata Harga Harian (Rp)	8195	7940	7910	7910	8290	7985	7955	7955
Daily Price Average (Rp)								





Kontrak(Contract) / Bulan(Month)	Emas/Gold (GOL) Jakarta Futures Exchange (JFX)			Emas/Gold (GOL100) Jakarta Futures Exchange (JFX)			Emas/Gold (GOL250) Jakarta Futures Exchange (JFX)		
	Jul'16	Aug'16	Perubahan/Change	Jul'16	Aug'16	Perubahan/Change	Jul'16	Aug'16	Perubahan/Change
Uraian (Items)									
Hari Perdagangan (hari)	0	0	0	14	22	8	14	22	8
Trading Days (days)									
Volume Transaksi (lot)	0	0	0	3234	6872	3638	5044	8428	3384
Volume (Lots)									
Rata-rata Volume Harian (lot)	0	0	0	1,68174	2,387734	0,705994	1,969199	2,255974	0,286775
Daily Volume Average (lots)									
Volume Tertinggi (lot)	0	0	0	20	20	0	10	10	0
High Volume (lots)									
Volume Terendah (Lot)	0	0	0	1	1	0	1	1	0
Low Volume (lots)									
Harga Tertinggi (Rp)	0	0	0	586950	586100	-850	586700	586200	-500
High Price (Rp)									
Harga Terendah (Rp)	0	0	0	561700	569100	7400	560800	568100	7300
Low Price (Rp)									
Rata-rata Harga Harian (Rp)	0	0	0	570896,6725	576617,9169	5721,244378	570108,8018	576051,9977	5943,19588
Daily Price Average (Rp)									

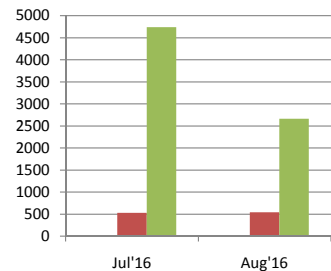
Perbandingan Volume  
Transaksi Per Bulan



■ Emas/Gold (GOL) ■ Emas/Gold (GOL100)  
■ Emas/Gold (GOL250)

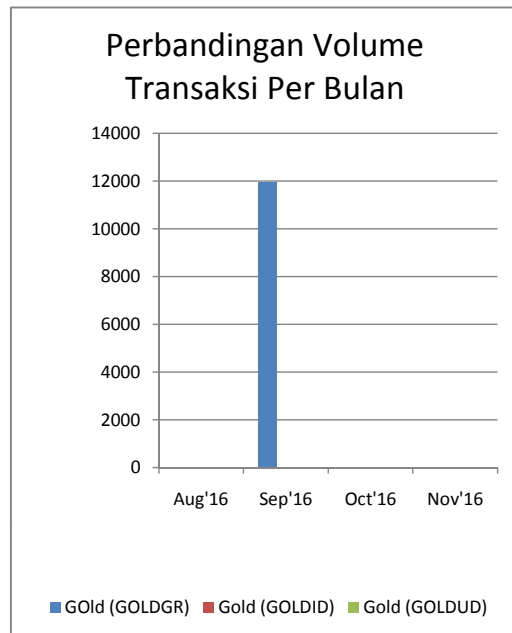
Kontrak(Contract) / Bulan(Month)	Gulir Emas/Rolling Gold (KGE) Jakarta Futures Exchange (JFX)			Gulir Emas/Rolling Gold (KGEUSD) Jakarta Futures Exchange (JFX)			Gulir Indeks Emas/Rolling Gold Index (KIE) Jakarta Futures Exchange (JFX)		
	Jul'16	Aug'16	Perubahan/Change	Jul'16	Aug'16	Perubahan/Change	Jul'16	Aug'16	Perubahan/Change
Uraian (Items)									
Hari Perdagangan (hari)	0	0	0	3	3	0	4	6	2
Trading Days (days)	0	0	0	3	3	0	4	6	2
Volume Transaksi (lot)	0	0	0	530	540	10	4740	2661	-2079
Volume (Lots)	0	0	0	530	540	10	4740	2661	-2079
Rata-rata Volume Harian (lot)	0	0	0	22,222222	22,777778	0,555556	45,182806	17,309524	-27,873282
Daily Volume Average (lots)	0	0	0	22,222222	22,777778	0,555556	45,182806	17,309524	-27,873282
Volume Tertinggi (lot)	0	0	0	25	25	0	50	50	0
High Volume (lots)	0	0	0	25	25	0	50	50	0
Volume Terendah (Lot)	0	0	0	1	10	9	1	1	0
Low Volume (lots)	0	0	0	1	10	9	1	1	0
Harga Tertinggi (Rp)	0	0	0	1359,5	1354,9	-4,6	13115	13235	120
High Price (Rp)	0	0	0	1359,5	1354,9	-4,6	13115	13235	120
Harga Terendah (Rp)	0	0	0	1339,4	1332,6	-6,8	13080	13065	-15
Low Price (Rp)	0	0	0	1339,4	1332,6	-6,8	13080	13065	-15
Rata-rata Harga Harian (Rp)	0	0	0	1348,748889	1344,224722	-4,524167	13090,05487	13157,31399	67,25912
Daily Price Average (Rp)	0	0	0	1348,748889	1344,224722	-4,524167	13090,05487	13157,31399	67,25912

## Perbandingan Volume Transaksi Per Bulan



■ Gulir Emas/Rolling Gold (KGE)  
■ Gulir Emas/Rolling Gold (KGEUSD)  
■ Gulir Indeks Emas/Rolling Gold Index (KIE)

Kontrak(Contract) / Bulan(Month)	Gold (GOLDGR) ICDX				Gold (GOLDID) ICDX	Gold (GOLDUD) ICDX
	Aug'16	Sep'16	Oct'16	Nov'16	Aug'16	Aug'16
Uraian (Items)						
Hari Perdagangan (hari)	23	23	23	23	23	23
Trading Days (days)						
Volume Transaksi (lot)		11960				
Volume (Lots)						
Rata-rata Volume Harian (lot)		520				
Daily Volume Average (lots)						
Volume Tertinggi (lot)		520				
High Volume (lots)						
Volume Terendah (Lot)		520				
Low Volume (lots)						
Harga Tertinggi (Rp)	574900	577900	581300	585100	1353,9	1353,9
High Price (Rp)						
Harga Terendah (Rp)	574900	577900	581300	585100	1353,9	1353,9
Low Price (Rp)						
Rata-rata Harga Harian (Rp)	574900	577900	581300	585100	1353,9	1353,9
Daily Price Average (Rp)						



**Harga Bulanan / Monthly Prices**

**GOLD (GOLDGR)**

**Indonesia Commodity & Derivatives Exchange (ICDX)**

**Juli / Juli'2016**

	Jul'16	Aug'16	Sep'16	Oct'16
Bulan Penyerahan) /	(Rp/Kg)	(Rp/Kg)	(Rp/Kg)	(Rp/Kg)
PembukaanOpen		571400	574500	
TertinggiHigh		571500	575700	
Terendahlow		570100	574500	
PenutupanSettlement	571095	574329	577748	581362

Harga Bulanan / Monthly Prices

Jakarta Futures Exchange (JFX) dan Indonesia Commodity & Derivatives Exchange (ICDX)

Juli / Juli 2016

	Aug16							
	Emas / Gold (GOL)	Emas / Gold (GOL100)	Emas / Gold (GOL250)	Gulir Emas / Rolling Gold (KGE)	Gulir Emas / Rolling Gold (KGEUSD)	Gulir Emas Index / Rolling Gold Index(KIE)	Tanda Serah Emas (GOLDUD)	Tanda Serah Emas (GOLDID)
Bulan Penyerahan	Rp/gr	Rp/gr	Rp/gr	Rp/gr	USD/T.Once/gr	Point	Rp/gr	Rp/gr
PembukaanOpen		570200	569388,4615	0	0	0	0	0
TertinggiHigh		573369,2308	572676,9231	0	0	0	0	0
TerendahLow		569023,0769	567384,6154	0	0	0	0	0
PenutupanSettlement	570140,625	571440,625	570071,875	0	0	0	0	0

### Harga Bulanan / Monthly Prices

#### RED PALM OLEIN (OLEINTR)

#### Indonesia Commodity & Derivatives Exchange (ICDX)

Juli / Juli'2016

	Jul'16	Aug'16	Sep'16	Oct'16
Bulan Penyerahan	(Rp/Kg)	(Rp/Kg)	(Rp/Kg)	(Rp/Kg)
PembukaanOpen	8320			
TertinggiHigh	8320			
Terendahlow	8320			
PenutupanSettlement	8319,762	8210	8140	8150

## Harga Bulanan / Monthly Prices

### CRUD PALM OIL (CPOTR)

#### Indonesia Commodity & Derivatives Exchange (ICDX)

Juli / Juli'2016

	Jul'16	Aug'16	Sep'16	Oct'16
	(Rp/Kg)	(Rp/Kg)	(Rp/Kg)	(Rp/Kg)
PembukaanOpen	8155	8220	8125	8045
TertinggiHigh	8415	8225	8245	8155
Terendahlow	8040	7980	8000	7920
PenutupanSettlement	8246,429	8135,909	8050	8060

**Harga Bulanan / Monthly Prices**

**COCOA (CC5)**

**Jakarta Futures Exchange (JFX)**

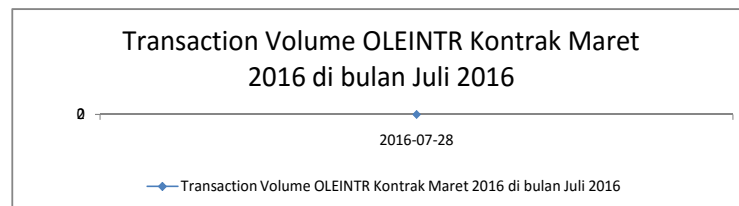
**Juli / Juli'2016**

	<b>Jul'16</b>	<b>Aug'16</b>	<b>Sep'16</b>	<b>Oct'16</b>
	<b>(Rp/Kg)</b>	<b>(Rp/Kg)</b>	<b>(Rp/Kg)</b>	<b>(Rp/Kg)</b>
PembukaanOpen	35750	0	33464,38	0
TertinggiHigh	35750	0	33464,38	0
Terendahlow	35750	0	33464,38	0
PenutupanSettlement	35750	0	33464,38	0



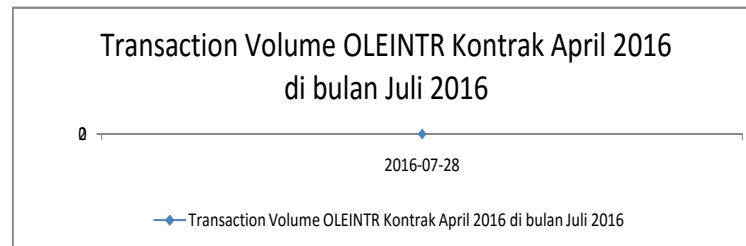
Informasi Harga Harian dari Bursa Komoditi Derivatif Indonesia  
OLEINTR Kontrak Maret 2016 di bulan Juli 2016

Date	Contract Prices (IDR)							Transaction	Open interest
	Previous	Open	High	Low	Last	Settlement	Change		
2016-07-28	7985	8025	8025	8025	8025	8025	40	1	2




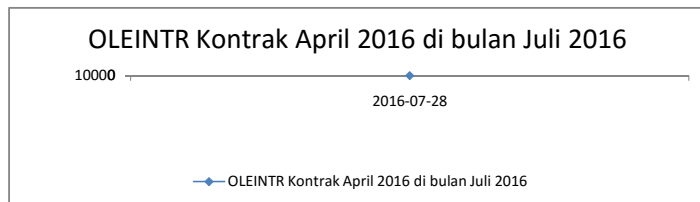
Informasi Harga Harian dari Bursa Komoditi Derivatif Indonesia  
OLEINTR Kontrak April 2016 di bulan Juli 2016

Date	Contract Prices (IDR)							Transacti on	Open interest
	Previous	Open	High	Low	Last	Settlement	Change		
2016-07-28	8265	8310	8310	8310	8310	8230	-35	1	




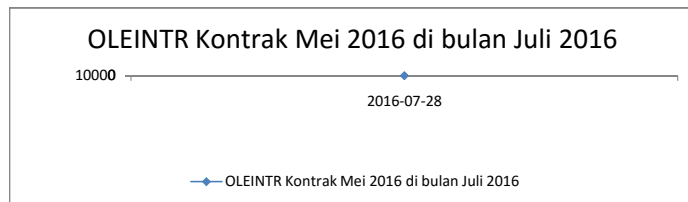
Informasi Harga Harian dari Bursa Komoditi Derivatif Indonesia  
OLEINTR Kontrak April 2016 di bulan Juli 2016

Date	Contract Prices (IDR)							Transacti on	Open interest
	Previous	Open	High	Low	Last	Settlement	Change		
2016-07-28	8265	8310	8310	8310	8310	8230	-35	1	




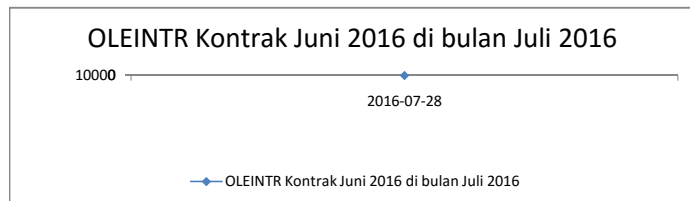
Informasi Harga Harian dari Bursa Komoditi Derivatif Indonesia  
OLEINTR Kontrak Mei 2016 di bulan Juli 2016

Date	Contract Prices (IDR)							Transacti on	Open interest
	Previous	Open	High	Low	Last	Settlement	Change		
2016-07-28	8265					8265	0		



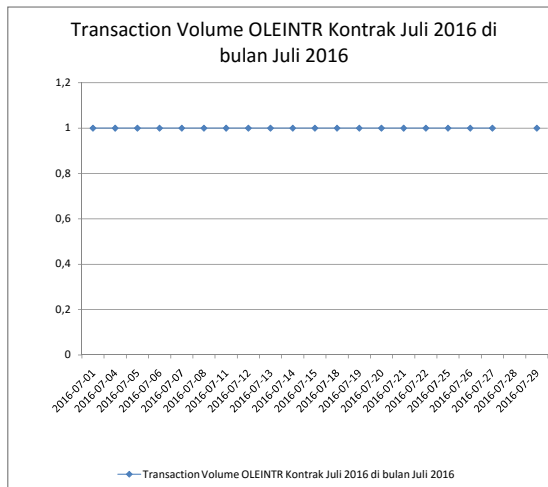
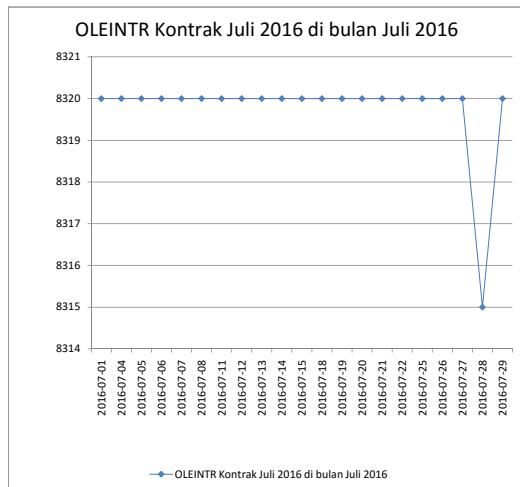
Informasi Harga Harian dari Bursa Komoditi Derivatif Indonesia  
OLEINTR Kontrak Juni 2016 di bulan Juli 2016

Date	Contract Prices (IDR)							Transacti on	Open interest
	Previous	Open	High	Low	Last	Settlement	Change		
2016-07-28	8265					8265	0		



Informasi Harga Harian dari Bursa Komoditi Derivatif Indonesia  
OLEINTR Kontrak Juli 2016 di bulan Juli 2016

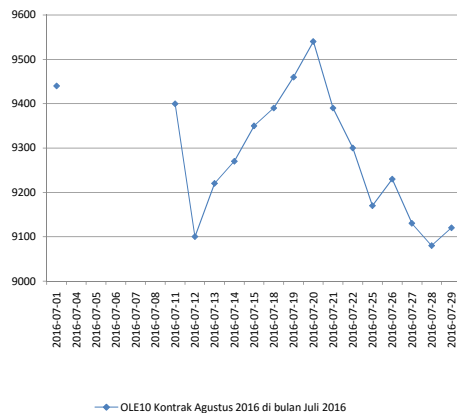
Date	Contract Prices (IDR)							Transaction Volume	Open interest
	Previous	Open	High	Low	Last	Settlement	Change		
2016-07-01	8295	8320	8320	8320	8320	8320	25	1	1
2016-07-04	8295	8320	8320	8320	8320	8320	25	1	1
2016-07-05	8295	8320	8320	8320	8320	8320	25	1	1
2016-07-06	8295	8320	8320	8320	8320	8320	25	1	1
2016-07-07	8295	8320	8320	8320	8320	8320	25	1	1
2016-07-08	8295	8320	8320	8320	8320	8320	25	1	1
2016-07-11	8295	8320	8320	8320	8320	8320	25	1	1
2016-07-12	8295	8320	8320	8320	8320	8320	25	1	1
2016-07-13	8295	8320	8320	8320	8320	8320	25	1	1
2016-07-14	8295	8320	8320	8320	8320	8320	25	1	1
2016-07-15	8295	8320	8320	8320	8320	8320	25	1	1
2016-07-18	8295	8320	8320	8320	8320	8320	25	1	1
2016-07-19	8295	8320	8320	8320	8320	8320	25	1	1
2016-07-20	8295	8320	8320	8320	8320	8320	25	1	1
2016-07-21	8295	8320	8320	8320	8320	8320	25	1	1
2016-07-22	8295	8320	8320	8320	8320	8320	25	1	1
2016-07-25	8295	8320	8320	8320	8320	8320	25	1	1
2016-07-26	8295	8320	8320	8320	8320	8320	25	1	1
2016-07-27	8295	8320	8320	8320	8320	8320	25	1	1
2016-07-28	8015					8315	300		
2016-07-29	8295	8320	8320	8320	8320	8320	25	1	1



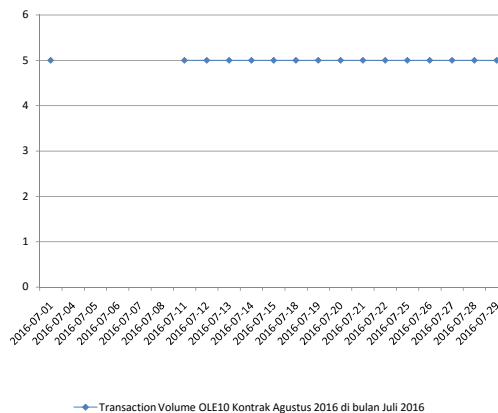
**Informasi Harga Harian dari Bursa Berjangka Jakarta**  
**OLE10 Kontrak Agustus 2016 di bulan Juli 2016**

Date	Contract Prices (IDR)							Transacti on	Open interest
	Previous	Open	High	Low	Last	Settlement	Change		
2016-07-01	9410	9440	9440	9440		9440	30	5	
2016-07-04	9440								
2016-07-05	9440								
2016-07-06	9440								
2016-07-07	9440								
2016-07-08	9440								
2016-07-11	9440	9400	9400	9400		9400	-40	5	
2016-07-12	9400	9100	9100	9100		9100	-300	5	
2016-07-13	9400	9220	9220	9220		9220	-180	5	
2016-07-14	9220	9270	9270	9270		9270	50	5	
2016-07-15	9270	9350	9350	9350		9350	80	5	
2016-07-18	9350	9390	9390	9390		9390	40	5	
2016-07-19	9390	9460	9460	9460		9460	70	5	
2016-07-20	9460	9540	9540	9540		9540	80	5	
2016-07-21	9540	9390	9390	9390		9390	-150	5	
2016-07-22	9390	9300	9300	9300		9300	-90	5	
2016-07-25	9300	9170	9170	9170		9170	-130	5	
2016-07-26	9170	9230	9230	9230		9230	60	5	
2016-07-27	9230	9130	9130	9130		9130	-100	5	
2016-07-28	9130	9080	9080	9080		9080	-50	5	
2016-07-29	9080	9120	9120	9120		9120	40	5	

**OLE10 Kontrak Agustus 2016 di bulan Juli 2016**



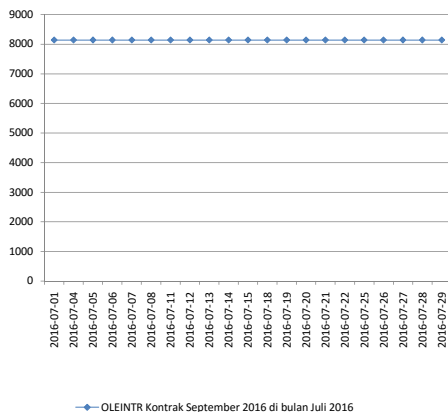
**Transaction Volume OLE10 Kontrak Agustus 2016 di bulan Juli 2016**



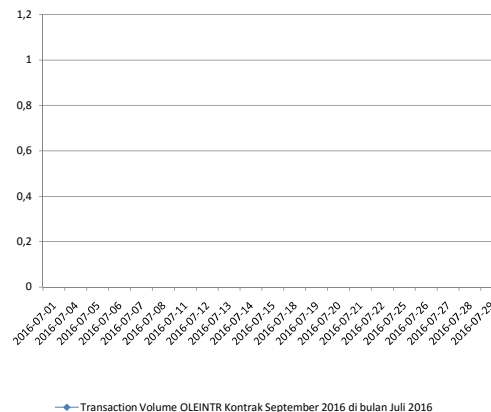
Informasi Harga Harian dari Bursa Komoditi Derivatif Indonesia  
OLEINTR Kontrak September 2016 di bulan Juli 2016

Date	Contract Prices (IDR)							Transaction	Open interest
	Previous	Open	High	Low	Last	Settlement	Change		
2016-07-01	8200					8140	-60		
2016-07-04	8200					8140	-60		
2016-07-05	8200					8140	-60		
2016-07-06	8200					8140	-60		
2016-07-07	8200					8140	-60		
2016-07-08	8200					8140	-60		
2016-07-11	8200					8140	-60		
2016-07-12	8200					8140	-60		
2016-07-13	8200					8140	-60		
2016-07-14	8200					8140	-60		
2016-07-15	8200					8140	-60		
2016-07-18	8200					8140	-60		
2016-07-19	8200					8140	-60		
2016-07-20	8200					8140	-60		
2016-07-21	8200					8140	-60		
2016-07-22	8200					8140	-60		
2016-07-25	8200					8140	-60		
2016-07-26	8200					8140	-60		
2016-07-27	8200					8140	-60		
2016-07-28	8200					8140	-60		
2016-07-29	8200					8140	-60		

OLEINTR Kontrak September 2016 di bulan Juli 2016



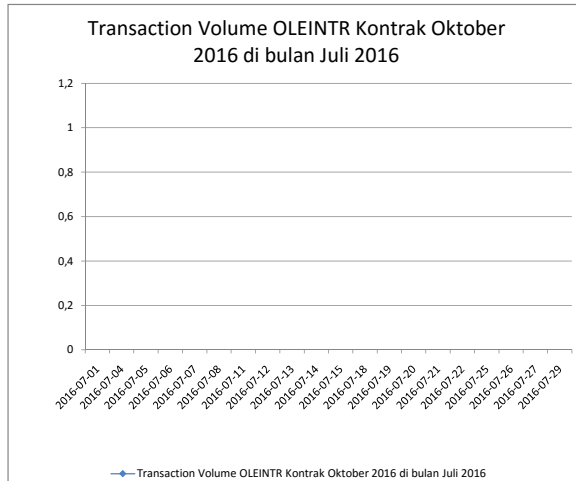
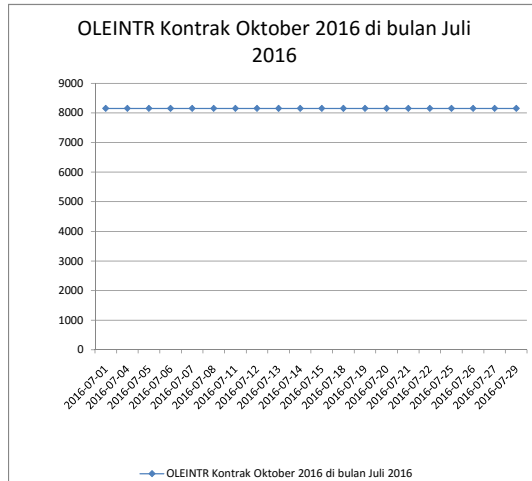
Transaction Volume OLEINTR Kontrak September 2016 di bulan Juli 2016





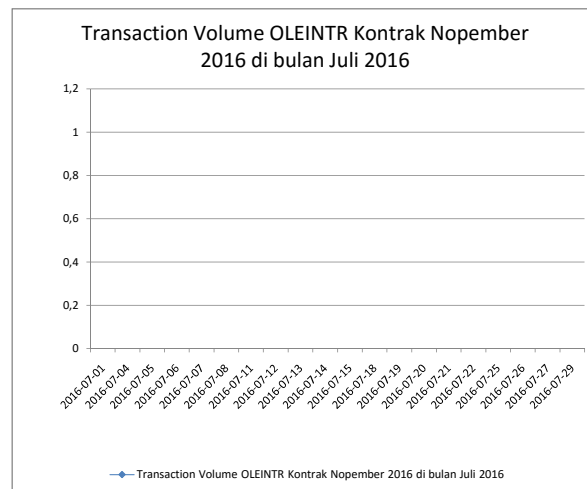
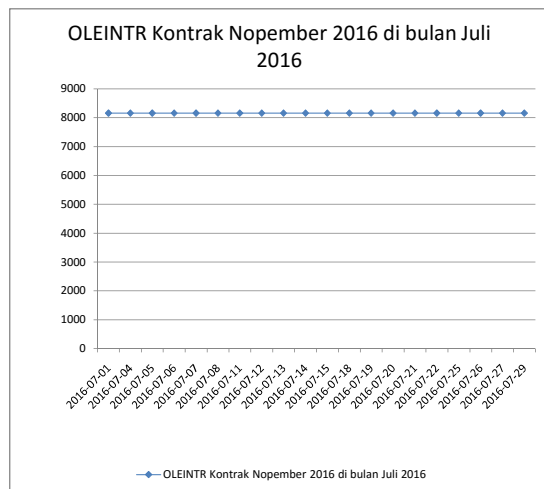
Informasi Harga Harian dari Bursa Komoditi Derivatif Indonesia  
OLEINTR Kontrak Oktober 2016 di bulan Juli 2016

Date	Contract Prices (IDR)							Transacti on	Open interest
	Previous	Open	High	Low	Last	Settlement	Change		
2016-07-01	8115					8150	35		
2016-07-04	8115					8150	35		
2016-07-05	8115					8150	35		
2016-07-06	8115					8150	35		
2016-07-07	8115					8150	35		
2016-07-08	8115					8150	35		
2016-07-11	8115					8150	35		
2016-07-12	8115					8150	35		
2016-07-13	8115					8150	35		
2016-07-14	8115					8150	35		
2016-07-15	8115					8150	35		
2016-07-18	8115					8150	35		
2016-07-19	8115					8150	35		
2016-07-20	8115					8150	35		
2016-07-21	8115					8150	35		
2016-07-22	8115					8150	35		
2016-07-25	8115					8150	35		
2016-07-26	8115					8150	35		
2016-07-27	8115					8150	35		
2016-07-29	8115					8150	35		



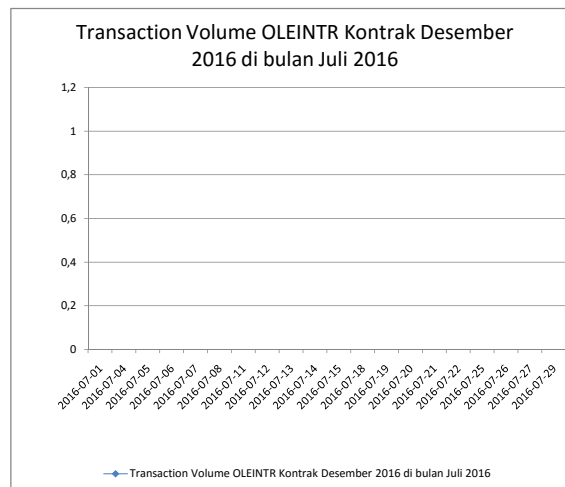
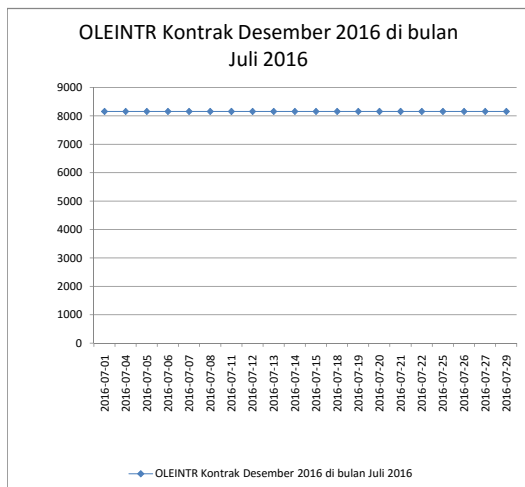
Informasi Harga Harian dari Bursa Komoditi Derivatif Indonesia  
OLEINTR Kontrak Nopember 2016 di bulan Juli 2016

Date	Contract Prices (IDR)							Transaction Volume	Open interest
	Previous	Open	High	Low	Last	Settlement	Change		
2016-07-01	8030					8160	130		
2016-07-04	8030					8160	130		
2016-07-05	8030					8160	130		
2016-07-06	8030					8160	130		
2016-07-07	8030					8160	130		
2016-07-08	8030					8160	130		
2016-07-11	8030					8160	130		
2016-07-12	8030					8160	130		
2016-07-13	8030					8160	130		
2016-07-14	8030					8160	130		
2016-07-15	8030					8160	130		
2016-07-18	8030					8160	130		
2016-07-19	8030					8160	130		
2016-07-20	8030					8160	130		
2016-07-21	8030					8160	130		
2016-07-22	8030					8160	130		
2016-07-25	8030					8160	130		
2016-07-26	8030					8160	130		
2016-07-27	8030					8160	130		
2016-07-29	8030					8160	130		



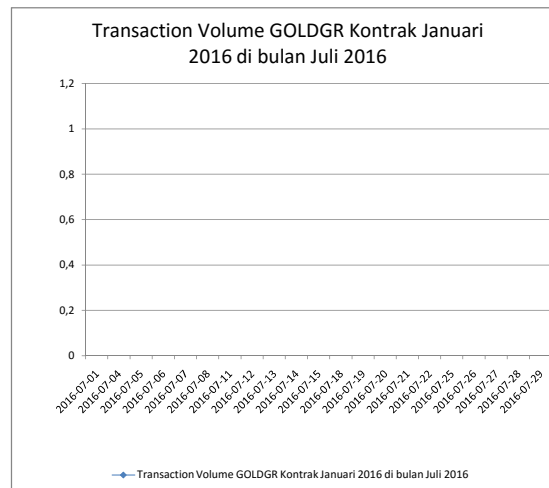
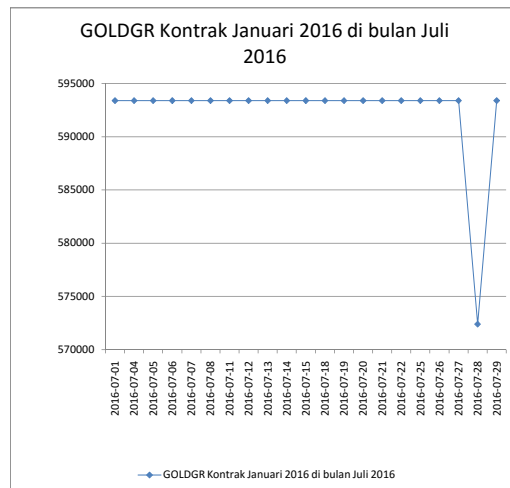
Informasi Harga Harian dari Bursa Komoditi Derivatif Indonesia  
OLEINTR Kontrak Desember 2016 di bulan Juli 2016

Date	Contract Prices (IDR)							Transacti on	Open interest
	Previous	Open	High	Low	Last	Settlement	Change		
2016-07-01	8030					8160	130		
2016-07-04	8030					8160	130		
2016-07-05	8030					8160	130		
2016-07-06	8030					8160	130		
2016-07-07	8030					8160	130		
2016-07-08	8030					8160	130		
2016-07-11	8030					8160	130		
2016-07-12	8030					8160	130		
2016-07-13	8030					8160	130		
2016-07-14	8030					8160	130		
2016-07-15	8030					8160	130		
2016-07-18	8030					8160	130		
2016-07-19	8030					8160	130		
2016-07-20	8030					8160	130		
2016-07-21	8030					8160	130		
2016-07-22	8030					8160	130		
2016-07-25	8030					8160	130		
2016-07-26	8030					8160	130		
2016-07-27	8030					8160	130		
2016-07-29	8030					8160	130		



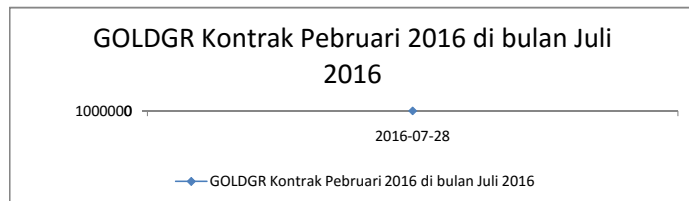
Informasi Harga Harian dari Bursa Komoditi Derivatif Indonesia  
GOLDGR Kontrak Januari 2016 di bulan Juli 2016

Date	Contract Prices (IDR)							Transaction Volume	Open interest
	Previous	Open	High	Low	Last	Settlement	Change		
2016-07-01	590400					593400	3000		
2016-07-04	590400					593400	3000		
2016-07-05	590400					593400	3000		
2016-07-06	590400					593400	3000		
2016-07-07	590400					593400	3000		
2016-07-08	590400					593400	3000		
2016-07-11	590400					593400	3000		
2016-07-12	590400					593400	3000		
2016-07-13	590400					593400	3000		
2016-07-14	590400					593400	3000		
2016-07-15	590400					593400	3000		
2016-07-18	590400					593400	3000		
2016-07-19	590400					593400	3000		
2016-07-20	590400					593400	3000		
2016-07-21	590400					593400	3000		
2016-07-22	590400					593400	3000		
2016-07-25	590400					593400	3000		
2016-07-26	590400					593400	3000		
2016-07-27	590400					593400	3000		
2016-07-28	563000					572400	9400		
2016-07-29	590400					593400	3000		



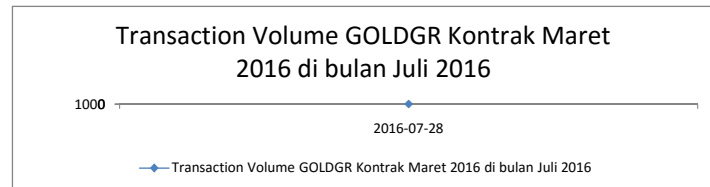
Informasi Harga Harian dari Bursa Komoditi Derivatif Indonesia  
GOLDGR Kontrak Pebruari 2016 di bulan Juli 2016

Date	Contract Prices (IDR)							Transacti on	Open interest
	Previous	Open	High	Low	Last	Settlement	Change		
2016-07-28	521600					530300	8700		



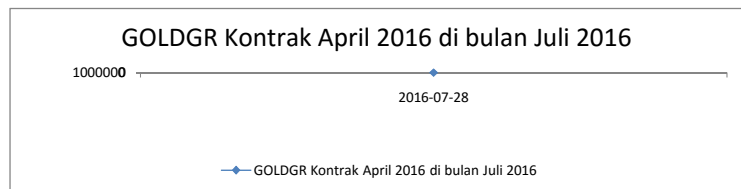
Informasi Harga Harian dari Bursa Komoditi Derivatif Indonesia  
GOLDGR Kontrak Maret 2016 di bulan Juli 2016

Date	Contract Prices (IDR)							Transacti on	Open interest
	Previous	Open	High	Low	Last	Settlement	Change		
2016-07-28	524800	531500	532100	531500	531600	533600	8800	500	



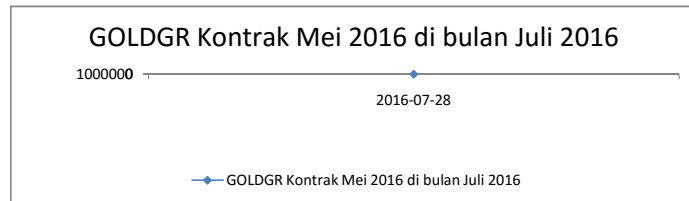
Informasi Harga Harian dari Bursa Komoditi Derivatif Indonesia  
GOLDGR Kontrak April 2016 di bulan Juli 2016

Date	Contract Prices (IDR)							Transacti on	Open interest
	Previous	Open	High	Low	Last	Settlement	Change		
2016-07-28	528500	527600	527600	525100	525900	537200	8700	648	



Informasi Harga Harian dari Bursa Komoditi Derivatif Indonesia  
GOLDGR Kontrak Mei 2016 di bulan Juli 2016


Date	Contract Prices (IDR)							Transacti on	Open interest
	Previous	Open	High	Low	Last	Settlement	Change		
2016-07-28	532500					541300	8800		





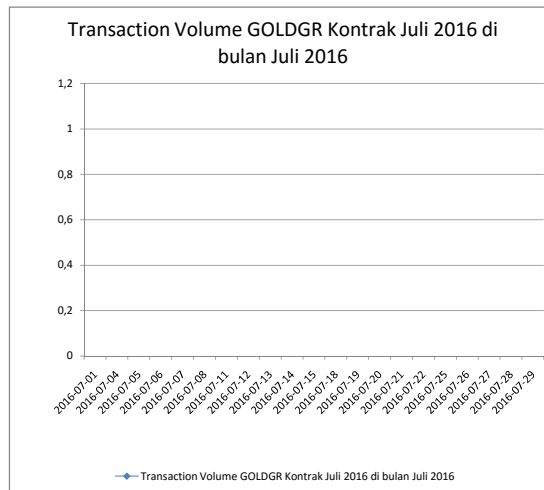
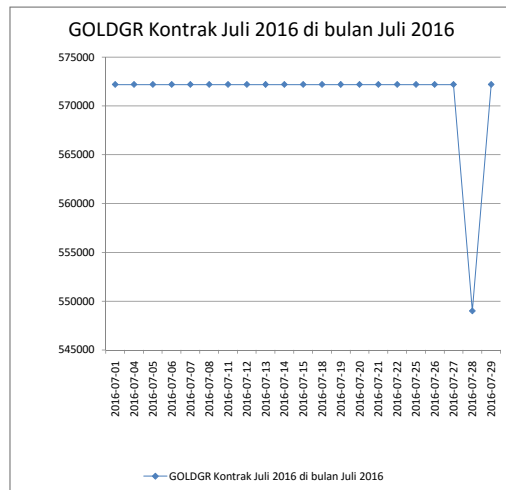
Informasi Harga Harian dari Bursa Komoditi Derivatif Indonesia  
GOLDGR Kontrak Juni 2016 di bulan Juli 2016

Date	Contract Prices (IDR)							Transacti on	Open interest
	Previous	Open	High	Low	Last	Settlement	Change		
2016-07-28	536200					545100	8900		



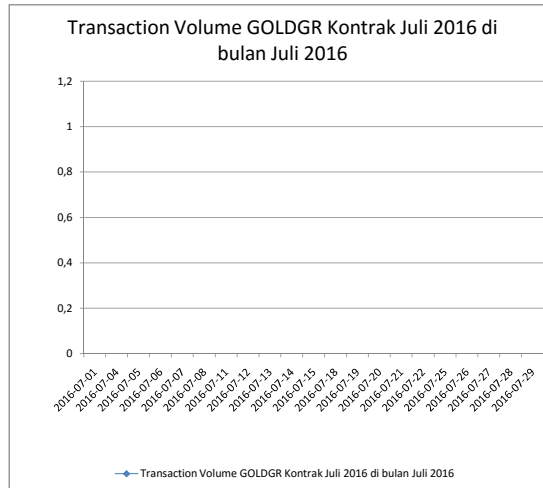
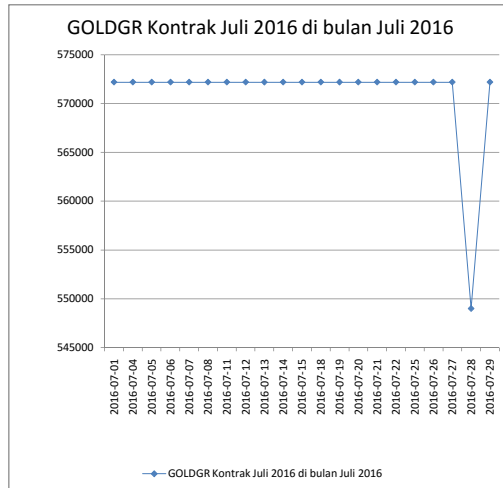
Informasi Harga Harian dari Bursa Komoditi Derivatif Indonesia  
GOLDGR Kontrak Juli 2016 di bulan Juli 2016

Date	Contract Prices (IDR)							Transacti on	Open interest
	Previous	Open	High	Low	Last	Settlement	Change		
2016-07-01	568900					572200	3300		
2016-07-04	568900					572200	3300		
2016-07-05	568900					572200	3300		
2016-07-06	568900					572200	3300		
2016-07-07	568900					572200	3300		
2016-07-08	568900					572200	3300		
2016-07-11	568900					572200	3300		
2016-07-12	568900					572200	3300		
2016-07-13	568900					572200	3300		
2016-07-14	568900					572200	3300		
2016-07-15	568900					572200	3300		
2016-07-18	568900					572200	3300		
2016-07-19	568900					572200	3300		
2016-07-20	568900					572200	3300		
2016-07-21	568900					572200	3300		
2016-07-22	568900					572200	3300		
2016-07-25	568900					572200	3300		
2016-07-26	568900					572200	3300		
2016-07-27	568900					572200	3300		
2016-07-28	540000					549000	9000		
2016-07-29	568900					572200	3300		



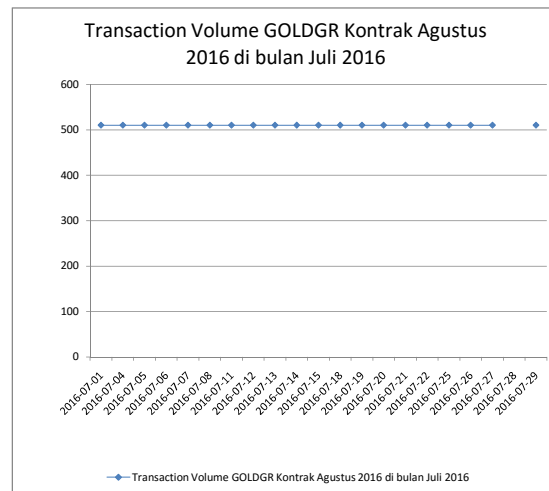
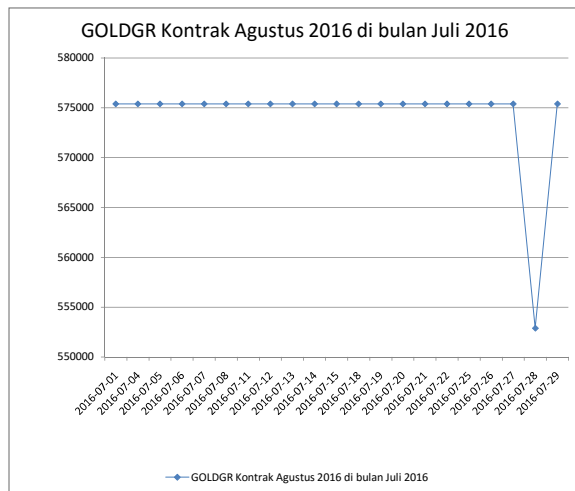
Informasi Harga Harian dari Bursa Komoditi Derivatif Indonesia  
GOLDGR Kontrak Juli 2016 di bulan Juli 2016

Date	Contract Prices (IDR)							Transaction	Open Interest
	Previous	Open	High	Low	Last	Settlement	Change		
2016-07-01	568900					572200	3300		
2016-07-04	568900					572200	3300		
2016-07-05	568900					572200	3300		
2016-07-06	568900					572200	3300		
2016-07-07	568900					572200	3300		
2016-07-08	568900					572200	3300		
2016-07-11	568900					572200	3300		
2016-07-12	568900					572200	3300		
2016-07-13	568900					572200	3300		
2016-07-14	568900					572200	3300		
2016-07-15	568900					572200	3300		
2016-07-18	568900					572200	3300		
2016-07-19	568900					572200	3300		
2016-07-20	568900					572200	3300		
2016-07-21	568900					572200	3300		
2016-07-22	568900					572200	3300		
2016-07-25	568900					572200	3300		
2016-07-26	568900					572200	3300		
2016-07-27	568900					572200	3300		
2016-07-28	540000					549000	9000		
2016-07-29	568900					572200	3300		



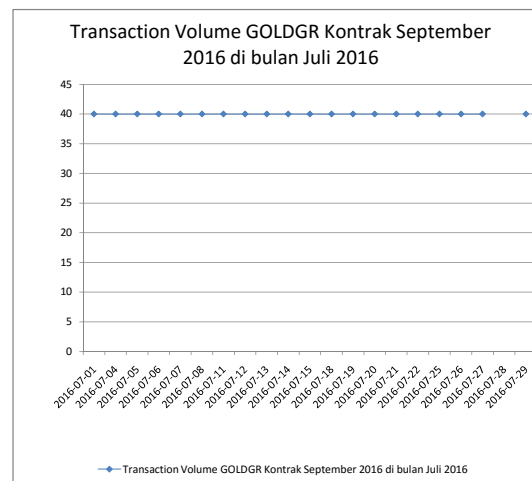
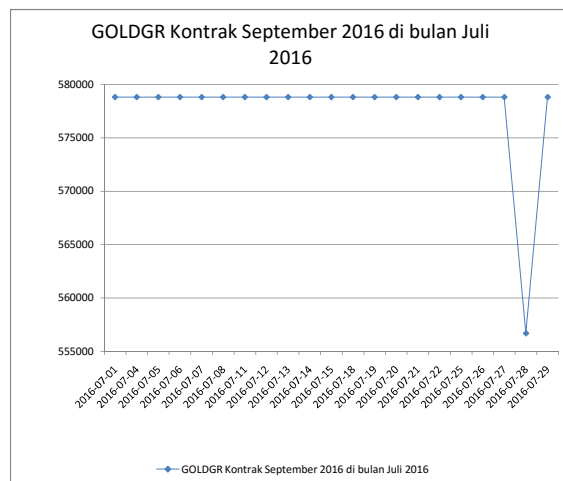
Informasi Harga Harian dari Bursa Komoditi Derivatif Indonesia  
GOLDGR Kontrak Agustus 2016 di bulan Juli 2016

Date	Contract Prices (IDR)							Transacti on	Open interest
	Previous	Open	High	Low	Last	Settlement	Change		
2016-07-01	572300	571400	571500	570100	570100	575400	3100	510	
2016-07-04	572300	571400	571500	570100	570100	575400	3100	510	
2016-07-05	572300	571400	571500	570100	570100	575400	3100	510	
2016-07-06	572300	571400	571500	570100	570100	575400	3100	510	
2016-07-07	572300	571400	571500	570100	570100	575400	3100	510	
2016-07-08	572300	571400	571500	570100	570100	575400	3100	510	
2016-07-11	572300	571400	571500	570100	570100	575400	3100	510	
2016-07-12	572300	571400	571500	570100	570100	575400	3100	510	
2016-07-13	572300	571400	571500	570100	570100	575400	3100	510	
2016-07-14	572300	571400	571500	570100	570100	575400	3100	510	
2016-07-15	572300	571400	571500	570100	570100	575400	3100	510	
2016-07-18	572300	571400	571500	570100	570100	575400	3100	510	
2016-07-19	572300	571400	571500	570100	570100	575400	3100	510	
2016-07-20	572300	571400	571500	570100	570100	575400	3100	510	
2016-07-21	572300	571400	571500	570100	570100	575400	3100	510	
2016-07-22	572300	571400	571500	570100	570100	575400	3100	510	
2016-07-25	572300	571400	571500	570100	570100	575400	3100	510	
2016-07-26	572300	571400	571500	570100	570100	575400	3100	510	
2016-07-27	572300	571400	571500	570100	570100	575400	3100	510	
2016-07-28	543900					552900	9000		
2016-07-29	572300	571400	571500	570100	570100	575400	3100	510	



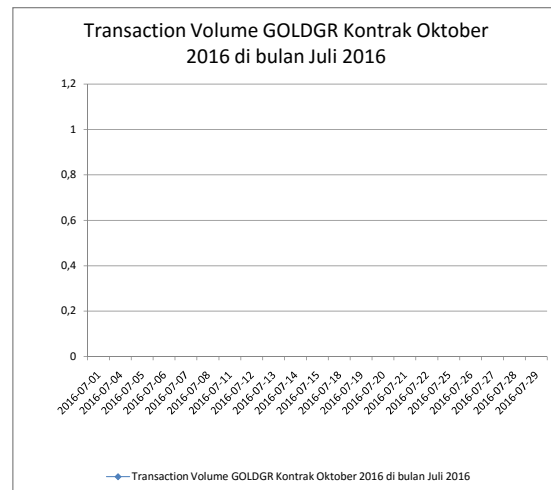
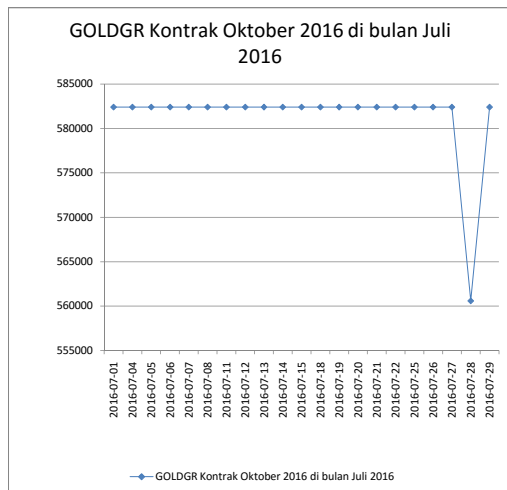
Informasi Harga Harian dari Bursa Komoditi Derivatif Indonesia  
GOLDGR Kontrak September 2016 di bulan Juli 2016

Date	Contract Prices (IDR)							Transacti on	Open interest
	Previous	Open	High	Low	Last	Settlement	Change		
2016-07-01	575900	574500	575700	574500	575700	578800	2900	40	
2016-07-04	575900	574500	575700	574500	575700	578800	2900	40	
2016-07-05	575900	574500	575700	574500	575700	578800	2900	40	
2016-07-06	575900	574500	575700	574500	575700	578800	2900	40	
2016-07-07	575900	574500	575700	574500	575700	578800	2900	40	
2016-07-08	575900	574500	575700	574500	575700	578800	2900	40	
2016-07-11	575900	574500	575700	574500	575700	578800	2900	40	
2016-07-12	575900	574500	575700	574500	575700	578800	2900	40	
2016-07-13	575900	574500	575700	574500	575700	578800	2900	40	
2016-07-14	575900	574500	575700	574500	575700	578800	2900	40	
2016-07-15	575900	574500	575700	574500	575700	578800	2900	40	
2016-07-18	575900	574500	575700	574500	575700	578800	2900	40	
2016-07-19	575900	574500	575700	574500	575700	578800	2900	40	
2016-07-20	575900	574500	575700	574500	575700	578800	2900	40	
2016-07-21	575900	574500	575700	574500	575700	578800	2900	40	
2016-07-22	575900	574500	575700	574500	575700	578800	2900	40	
2016-07-25	575900	574500	575700	574500	575700	578800	2900	40	
2016-07-26	575900	574500	575700	574500	575700	578800	2900	40	
2016-07-27	575900	574500	575700	574500	575700	578800	2900	40	
2016-07-28	547600					556700	9100		
2016-07-29	575900	574500	575700	574500	575700	578800	2900	40	



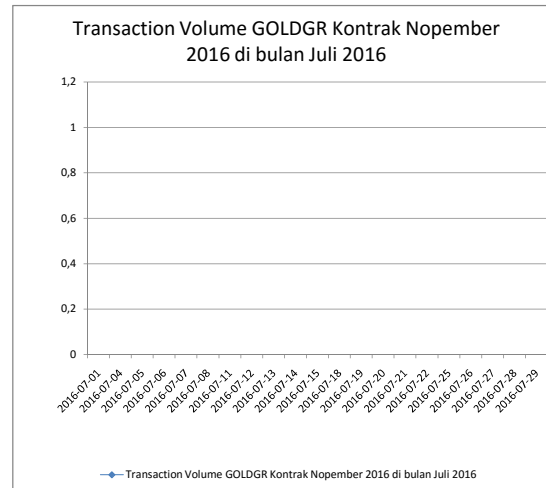
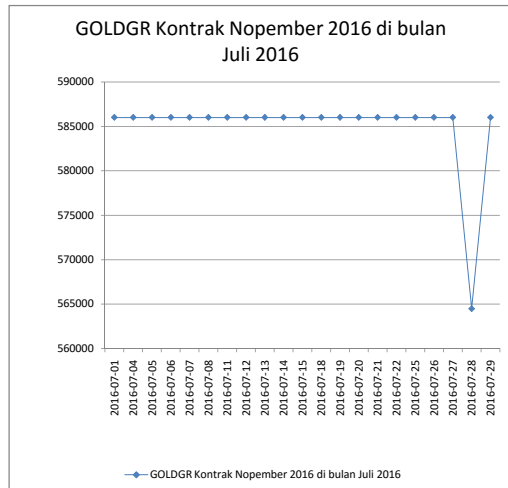
Informasi Harga Harian dari Bursa Komoditi Derivatif Indonesia  
GOLDGR Kontrak Oktober 2016 di bulan Juli 2016

Date	Contract Prices (IDR)							Transaction	Open Interest
	Previous	Open	High	Low	Last	Settlement	Change		
2016-07-01	579400					582400	3000		
2016-07-04	579400					582400	3000		
2016-07-05	579400					582400	3000		
2016-07-06	579400					582400	3000		
2016-07-07	579400					582400	3000		
2016-07-08	579400					582400	3000		
2016-07-11	579400					582400	3000		
2016-07-12	579400					582400	3000		
2016-07-13	579400					582400	3000		
2016-07-14	579400					582400	3000		
2016-07-15	579400					582400	3000		
2016-07-18	579400					582400	3000		
2016-07-19	579400					582400	3000		
2016-07-20	579400					582400	3000		
2016-07-21	579400					582400	3000		
2016-07-22	579400					582400	3000		
2016-07-25	579400					582400	3000		
2016-07-26	579400					582400	3000		
2016-07-27	579400					582400	3000		
2016-07-28	551500					560600	9100		
2016-07-29	579400					582400	3000		



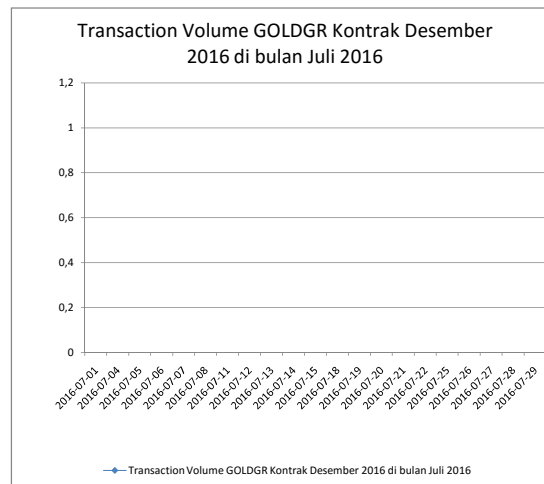
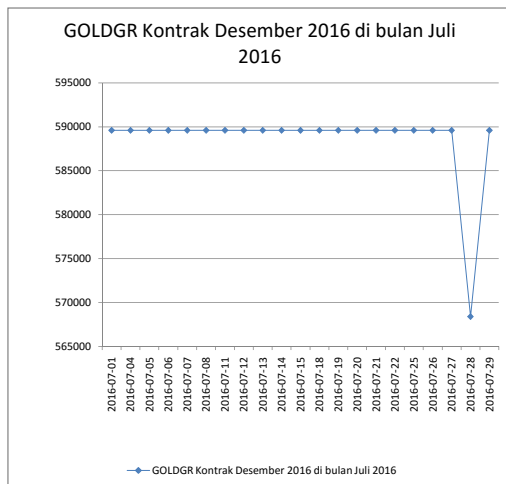
Informasi Harga Harian dari Bursa Komoditi Derivatif Indonesia  
GOLDGR Kontrak Nopember 2016 di bulan Juli 2016

Date	Contract Prices (IDR)							Transacti on	Open Interest
	Previous	Open	High	Low	Last	Settlement	Change		
2016-07-01	583000					586000	3000		
2016-07-04	583000					586000	3000		
2016-07-05	583000					586000	3000		
2016-07-06	583000					586000	3000		
2016-07-07	583000					586000	3000		
2016-07-08	583000					586000	3000		
2016-07-11	583000					586000	3000		
2016-07-12	583000					586000	3000		
2016-07-13	583000					586000	3000		
2016-07-14	583000					586000	3000		
2016-07-15	583000					586000	3000		
2016-07-18	583000					586000	3000		
2016-07-19	583000					586000	3000		
2016-07-20	583000					586000	3000		
2016-07-21	583000					586000	3000		
2016-07-22	583000					586000	3000		
2016-07-25	583000					586000	3000		
2016-07-26	583000					586000	3000		
2016-07-27	583000					586000	3000		
2016-07-28	555300					564500	9200		
2016-07-29	583000					586000	3000		



Informasi Harga Harian dari Bursa Komoditi Derivatif Indonesia  
GOLDGR Kontrak Desember 2016 di bulan Juli 2016

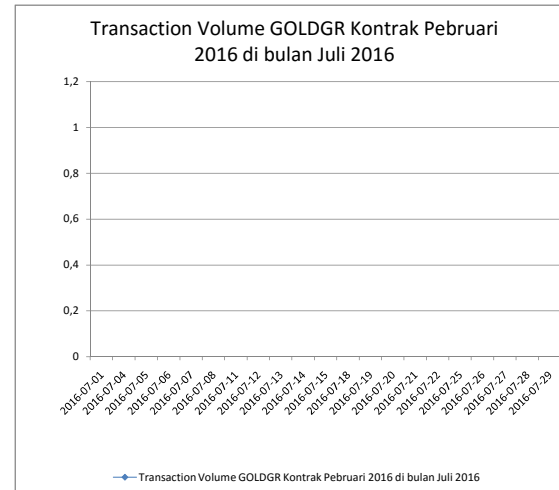
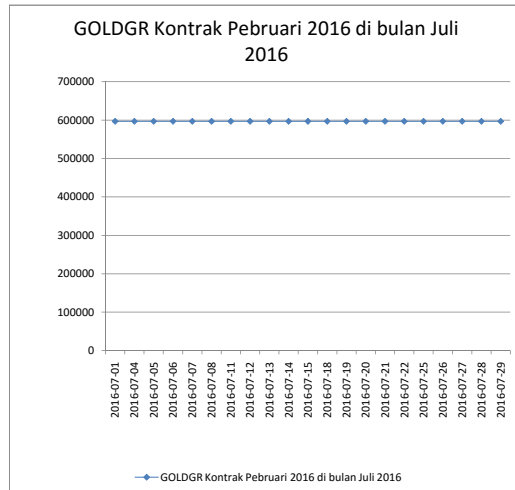
Date	Contract Prices (IDR)							Transaction Volume	Open Interest
	Previous	Open	High	Low	Last	Settlement	Change		
2016-07-01	586700					589600	2900		
2016-07-04	586700					589600	2900		
2016-07-05	586700					589600	2900		
2016-07-06	586700					589600	2900		
2016-07-07	586700					589600	2900		
2016-07-08	586700					589600	2900		
2016-07-11	586700					589600	2900		
2016-07-12	586700					589600	2900		
2016-07-13	586700					589600	2900		
2016-07-14	586700					589600	2900		
2016-07-15	586700					589600	2900		
2016-07-18	586700					589600	2900		
2016-07-19	586700					589600	2900		
2016-07-20	586700					589600	2900		
2016-07-21	586700					589600	2900		
2016-07-22	586700					589600	2900		
2016-07-25	586700					589600	2900		
2016-07-26	586700					589600	2900		
2016-07-27	586700					589600	2900		
2016-07-28	559200					568400	9200		
2016-07-29	586700					589600	2900		





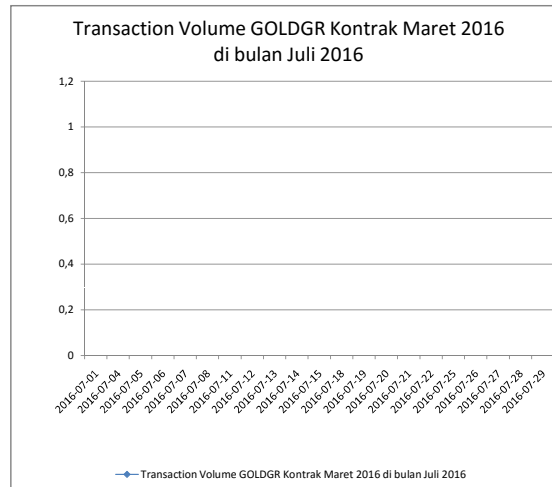
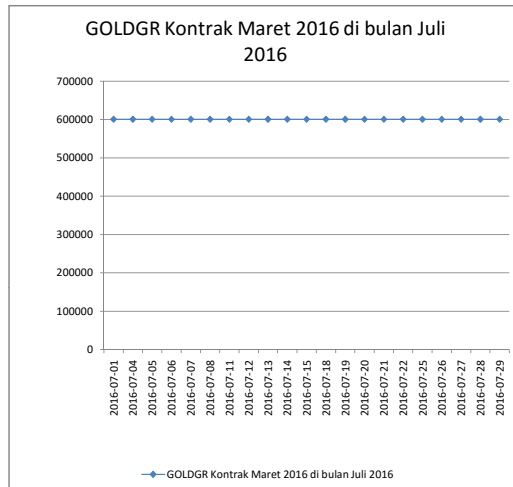
Informasi Harga Harian dari Bursa Komoditi Derivatif Indonesia  
GOLDGR Kontrak Pebruari 2016 di bulan Juli 2016

Date	Contract Prices (IDR)							Transaction Volume	Open Interest
	Previous	Open	High	Low	Last	Settlement	Change		
2016-07-01	594000					597100	3100		
2016-07-04	594000					597100	3100		
2016-07-05	594000					597100	3100		
2016-07-06	594000					597100	3100		
2016-07-07	594000					597100	3100		
2016-07-08	594000					597100	3100		
2016-07-11	594000					597100	3100		
2016-07-12	594000					597100	3100		
2016-07-13	594000					597100	3100		
2016-07-14	594000					597100	3100		
2016-07-15	594000					597100	3100		
2016-07-18	594000					597100	3100		
2016-07-19	594000					597100	3100		
2016-07-20	594000					597100	3100		
2016-07-21	594000					597100	3100		
2016-07-22	594000					597100	3100		
2016-07-25	594000					597100	3100		
2016-07-26	594000					597100	3100		
2016-07-27	594000					597100	3100		
2016-07-28	594000					597100	3100		
2016-07-29	594000					597100	3100		



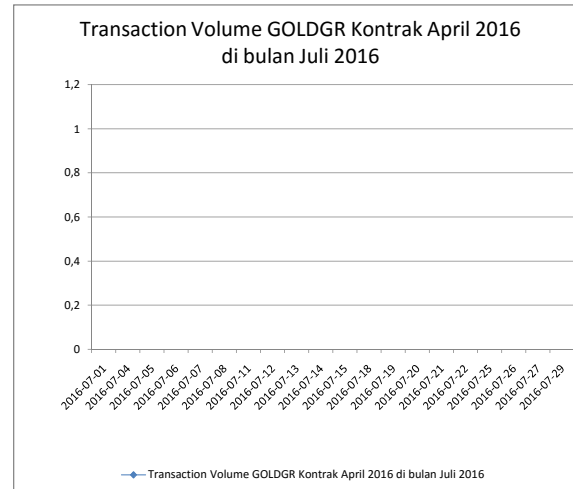
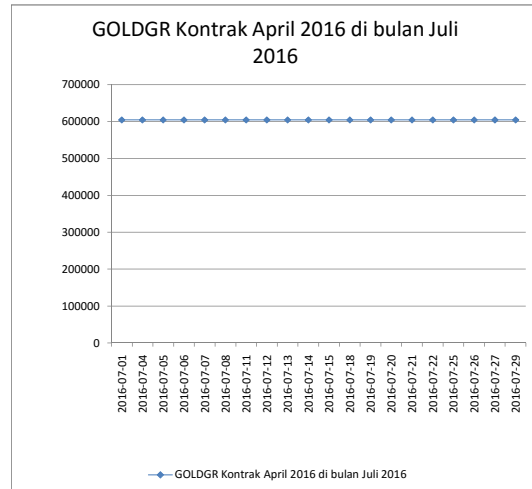
Informasi Harga Harian dari Bursa Komoditi Derivatif Indonesia  
GOLDGR Kontrak Maret 2016 di bulan Juli 2016

Date	Contract Prices (IDR)							Transaction Volume	Open interest
	Previous	Open	High	Low	Last	Settlement	Change		
2016-07-01	597800					600800	3000		
2016-07-04	597800					600800	3000		
2016-07-05	597800					600800	3000		
2016-07-06	597800					600800	3000		
2016-07-07	597800					600800	3000		
2016-07-08	597800					600800	3000		
2016-07-11	597800					600800	3000		
2016-07-12	597800					600800	3000		
2016-07-13	597800					600800	3000		
2016-07-14	597800					600800	3000		
2016-07-15	597800					600800	3000		
2016-07-18	597800					600800	3000		
2016-07-19	597800					600800	3000		
2016-07-20	597800					600800	3000		
2016-07-21	597800					600800	3000		
2016-07-22	597800					600800	3000		
2016-07-25	597800					600800	3000		
2016-07-26	597800					600800	3000		
2016-07-27	597800					600800	3000		
2016-07-28	597800					600800	3000		
2016-07-29	597800					600800	3000		



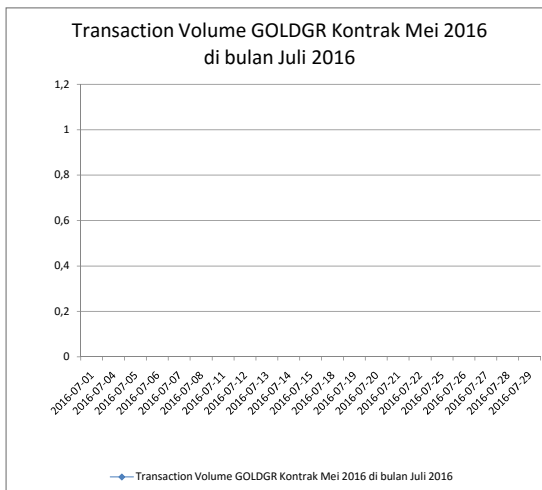
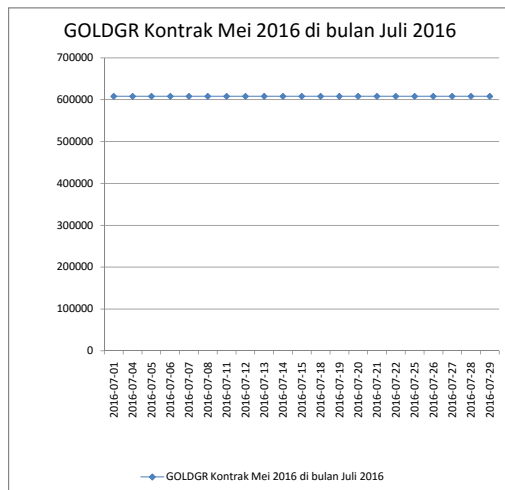
Informasi Harga Harian dari Bursa Komoditi Derivatif Indonesia  
GOLDGR Kontrak April 2016 di bulan Juli 2016

Date	Contract Prices (IDR)							Transacti on	Open interest
	Previous	Open	High	Low	Last	Settlement	Change		
2016-07-01	601600					604600	3000		
2016-07-04	601600					604600	3000		
2016-07-05	601600					604600	3000		
2016-07-06	601600					604600	3000		
2016-07-07	601600					604600	3000		
2016-07-08	601600					604600	3000		
2016-07-11	601600					604600	3000		
2016-07-12	601600					604600	3000		
2016-07-13	601600					604600	3000		
2016-07-14	601600					604600	3000		
2016-07-15	601600					604600	3000		
2016-07-18	601600					604600	3000		
2016-07-19	601600					604600	3000		
2016-07-20	601600					604600	3000		
2016-07-21	601600					604600	3000		
2016-07-22	601600					604600	3000		
2016-07-25	601600					604600	3000		
2016-07-26	601600					604600	3000		
2016-07-27	601600					604600	3000		
2016-07-29	601600					604600	3000		



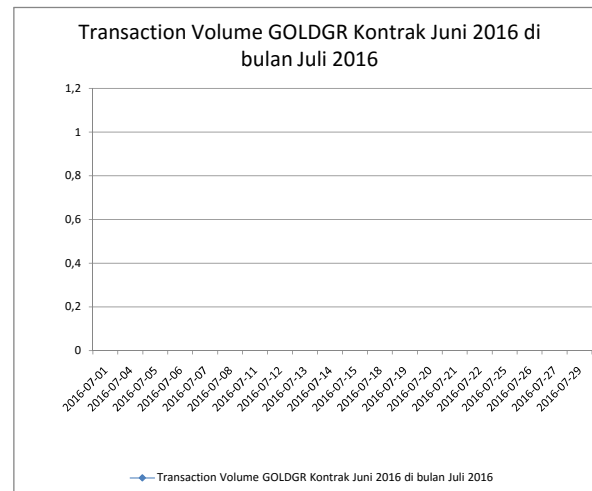
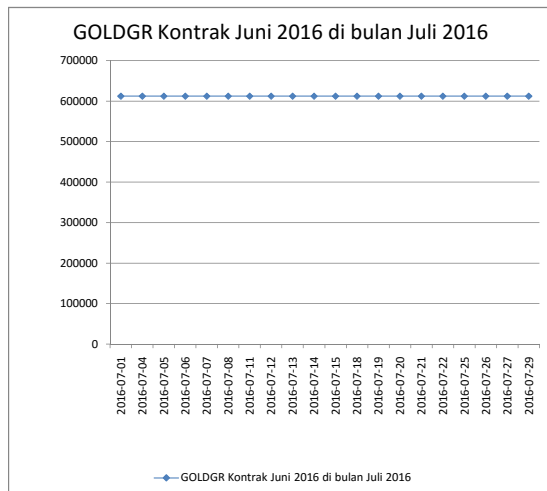
Informasi Harga Harian dari Bursa Komoditi Derivatif Indonesia  
GOLDGR Kontrak Mei 2016 di bulan Juli 2016

Date	Contract Prices (IDR)							Transacti on	Open interest
	Previous	Open	High	Low	Last	Settlement	Change		
2016-07-01	605400					608400	3000		
2016-07-04	605400					608400	3000		
2016-07-05	605400					608400	3000		
2016-07-06	605400					608400	3000		
2016-07-07	605400					608400	3000		
2016-07-08	605400					608400	3000		
2016-07-11	605400					608400	3000		
2016-07-12	605400					608400	3000		
2016-07-13	605400					608400	3000		
2016-07-14	605400					608400	3000		
2016-07-15	605400					608400	3000		
2016-07-18	605400					608400	3000		
2016-07-19	605400					608400	3000		
2016-07-20	605400					608400	3000		
2016-07-21	605400					608400	3000		
2016-07-22	605400					608400	3000		
2016-07-25	605400					608400	3000		
2016-07-26	605400					608400	3000		
2016-07-27	605400					608400	3000		
2016-07-28	605400					608400	3000		
2016-07-29	605400					608400	3000		



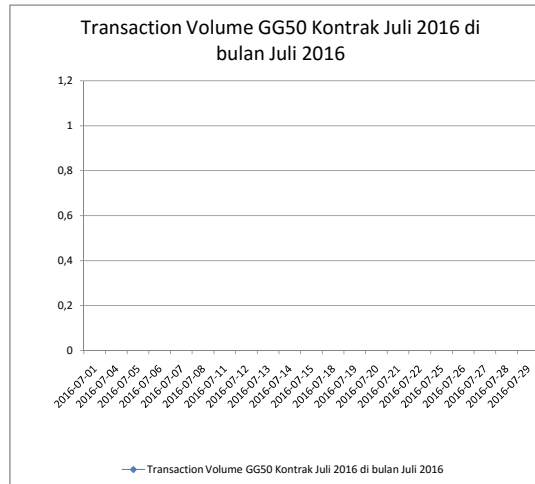
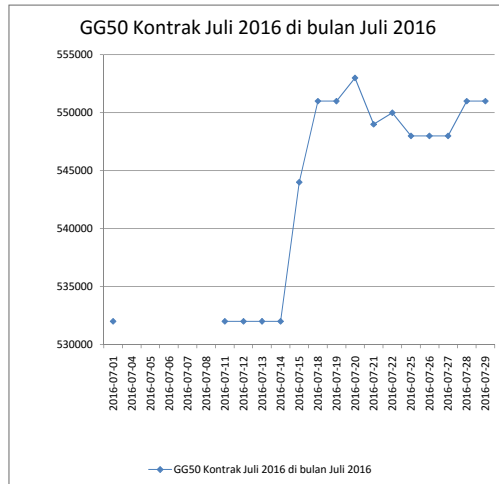
Informasi Harga Harian dari Bursa Komoditi Derivatif Indonesia  
GOLDGR Kontrak Juni 2016 di bulan Juli 2016

Date	Contract Prices (IDR)							Transaction Volume	Open interest
	Previous	Open	High	Low	Last	Settlement	Change		
2016-07-01	605400					612200	6800		
2016-07-04	605400					612200	6800		
2016-07-05	605400					612200	6800		
2016-07-06	605400					612200	6800		
2016-07-07	605400					612200	6800		
2016-07-08	605400					612200	6800		
2016-07-11	605400					612200	6800		
2016-07-12	605400					612200	6800		
2016-07-13	605400					612200	6800		
2016-07-14	605400					612200	6800		
2016-07-15	605400					612200	6800		
2016-07-18	605400					612200	6800		
2016-07-19	605400					612200	6800		
2016-07-20	605400					612200	6800		
2016-07-21	605400					612200	6800		
2016-07-22	605400					612200	6800		
2016-07-25	605400					612200	6800		
2016-07-26	605400					612200	6800		
2016-07-27	605400					612200	6800		
2016-07-29	605400					612200	6800		



Informasi Harga Harian dari Bursa Berjangka Jakarta  
GG50 Kontrak Juli 2016 di bulan Juli 2016

Date	Contract Prices (IDR)							Transacti on	Open interest
	Previous	Open	High	Low	Last	Settlement	Change		
2016-07-01	532000					532000			
2016-07-04	532000								
2016-07-05	532000								
2016-07-06	532000								
2016-07-07	532000								
2016-07-08	532000								
2016-07-11	532000					532000			
2016-07-12	532000					532000			
2016-07-13	532000					532000			
2016-07-14	532000					532000			
2016-07-15	532000					544000			
2016-07-18	544000					551000			
2016-07-19	551000					551000			
2016-07-20	551000					553000			
2016-07-21	553000					549000			
2016-07-22	549000					550000			
2016-07-25	550000					548000			
2016-07-26	548000					548000			
2016-07-27	548000					548000			
2016-07-28	548000					551000			
2016-07-29	551000					551000			



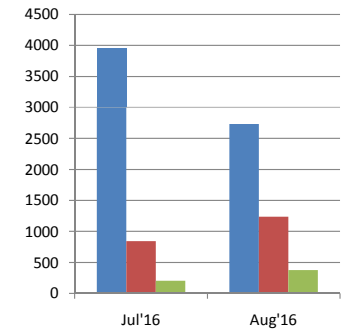
**AGUSTUS 2016**





Kontrak(Contract) / Bulan(Month)	Olein (OLE) Jakarta Futures Exchange (JFX)			Olein (OLE10) Jakarta Futures Exchange (JFX)			Kakao/Cocoa (CC5) Jakarta Futures Exchange (JFX)		
	Jul'16	Aug'16	Perubahan/Change	Jul'16	Aug'16	Perubahan/Change	Jul'16	Aug'16	Perubahan/Change
Uraian (Items)									
Hari Perdagangan (hari)	15	22	7	15	22	7	15	22	7
Trading Days (days)									
Volume Transaksi (lot)	3950	2733	-1217	842	1237	395	204	378	174
Volume (Lots)									
Rata-rata Volume Harian (lot)	7,653646	3,401736	-4,25191	7,476768	6,512967	-0,963801	3	3	0
Daily Volume Average (lots)									
Volume Tertinggi (lot)	50	10	-40	20	20	0	3	3	0
High Volume (lots)									
Volume Terendah (Lot)	1	1	0	1	1	0	3	3	0
Low Volume (lots)									
Harga Tertinggi (Rp)	9795	11040	1245	9675	10950	1275	36190	35800	-390
High Price (Rp)									
Harga Terendah (Rp)	8450	8820	370	9080	9100	20	31930	31840	-90
Low Price (Rp)									
Rata-rata Harga Harian (Rp)	9267,337799	9982,249999	714,9122	9322,885823	10092,19948	769,313656	33506,88889	33861,36364	354,474747
Daily Price Average (Rp)									

**Perbandingan Volume  
Transaksi Per Bulan**



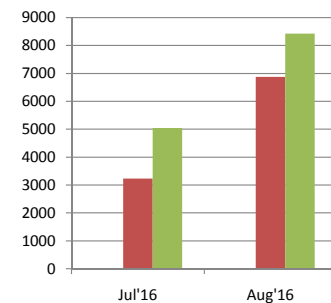
■ Olein (OLE) ■ Olein (OLE10) ■ Kakao/Cocoa (CC5)

Kontrak(Contract) / Bulan(Month)	Crud Palm Oil (CPOTR) ICDX				Olein (OLEINTR) ICDX			
	Aug'16	Sep'16	Oct'16	Nov'16	Aug'16	Sep'16	Oct'16	Nov'16
Uraian (Items)								
Hari Perdagangan (hari)	23	23	23	23	23	23	23	23
Trading Days (days)								
Volume Transaksi (lot)	1380	7728	18400	14030	23	23		
Volume (Lots)								
Rata-rata Volume Harian (lot)	60	336	800	610	1	1		
Daily Volume Average (lots)								
Volume Tertinggi (lot)	60	336	800	610	1	1		
High Volume (lots)								
Volume Terendah (Lot)	60	336	800	610	1	1		
Low Volume (lots)								
Harga Tertinggi (Rp)	8195	7940	7910	7910	8290	7985	7955	7955
High Price (Rp)								
Harga Terendah (Rp)	8195	7940	7910	7910	8290	7985	7955	7955
Low Price (Rp)								
Rata-rata Harga Harian (Rp)	8195	7940	7910	7910	8290	7985	7955	7955
Daily Price Average (Rp)								



Kontrak(Contract) / Bulan(Month)	Emas/Gold (GOL) Jakarta Futures Exchange (JFX)			Emas/Gold (GOL100) Jakarta Futures Exchange (JFX)			Emas/Gold (GOL250) Jakarta Futures Exchange (JFX)		
	Jul'16	Aug'16	Perubahan/Change	Jul'16	Aug'16	Perubahan/Change	Jul'16	Aug'16	Perubahan/Change
Uraian (Items)									
Hari Perdagangan (hari)	0	0	0	14	22	8	14	22	8
Trading Days (days)									
Volume Transaksi (lot)	0	0	0	3234	6872	3638	5044	8428	3384
Volume (Lots)									
Rata-rata Volume Harian (lot)	0	0	0	1,68174	2,387734	0,705994	1,969199	2,255974	0,286775
Daily Volume Average (lots)									
Volume Tertinggi (lot)	0	0	0	20	20	0	10	10	0
High Volume (lots)									
Volume Terendah (Lot)	0	0	0	1	1	0	1	1	0
Low Volume (lots)									
Harga Tertinggi (Rp)	0	0	0	586950	586100	-850	586700	586200	-500
High Price (Rp)									
Harga Terendah (Rp)	0	0	0	561700	569100	7400	560800	568100	7300
Low Price (Rp)									
Rata-rata Harga Harian (Rp)	0	0	0	570896,6725	576617,9169	5721,244378	570108,8018	576051,9977	5943,19588
Daily Price Average (Rp)									

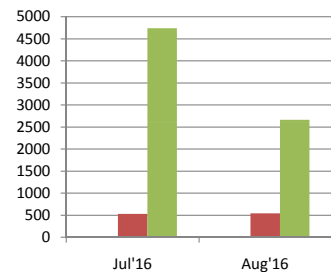
Perbandingan Volume  
Transaksi Per Bulan



■ Emas/Gold (GOL) ■ Emas/Gold (GOL100)  
■ Emas/Gold (GOL250)

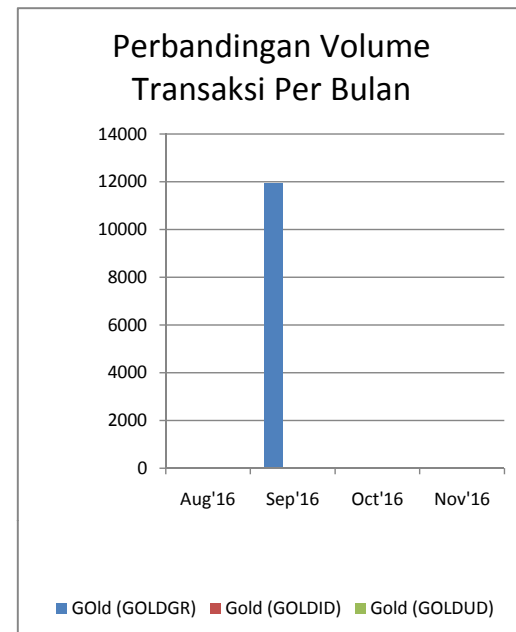
Kontrak(Contract) / Bulan(Month)	Gulir Emas/Rolling Gold (KGE) Jakarta Futures Exchange (JFX)			Gulir Emas/Rolling Gold (KGEUSD) Jakarta Futures Exchange (JFX)			Gulir Indeks Emas/Rolling Gold Index (KIE) Jakarta Futures Exchange (JFX)		
	Jul'16	Aug'16	Perubahan/Change	Jul'16	Aug'16	Perubahan/Change	Jul'16	Aug'16	Perubahan/Change
Uraian (Items)									
Hari Perdagangan (hari)	0	0	0	3	3	0	4	6	2
Trading Days (days)									
Volume Transaksi (lot)	0	0	0	530	540	10	4740	2661	-2079
Volume (Lots)									
Rata-rata Volume Harian (lot)	0	0	0	22,222222	22,777778	0,555556	45,182806	17,309524	-27,873282
Daily Volume Average (lots)									
Volume Tertinggi (lot)	0	0	0	25	25	0	50	50	0
High Volume (lots)									
Volume Terendah (Lot)	0	0	0	1	10	9	1	1	0
Low Volume (lots)									
Harga Tertinggi (Rp)	0	0	0	1359,5	1354,9	-4,6	13115	13235	120
High Price (Rp)									
Harga Terendah (Rp)	0	0	0	1339,4	1332,6	-6,8	13080	13065	-15
Low Price (Rp)									
Rata-rata Harga Harian (Rp)	0	0	0	1348,748889	1344,224722	-4,524167	13090,05487	13157,31399	67,25912
Daily Price Average (Rp)									

## Perbandingan Volume Transaksi Per Bulan



- Gulir Emas/Rolling Gold (KGE)
- Gulir Emas/Rolling Gold (KGEUSD)
- Gulir Indeks Emas/Rolling Gold Index (KIE)

Kontrak(Contract) / Bulan(Month)	Gold (GOLDGR) ICDX				Gold (GOLDID) ICDX	Gold (GOLDUD) ICDX
	Aug'16	Sep'16	Oct'16	Nov'16	Aug'16	Aug'16
Uraian (Items)						
Hari Perdagangan (hari)	23	23	23	23	23	23
Trading Days (days)						
Volume Transaksi (lot)		11960				
Volume (Lots)						
Rata-rata Volume Harian (lot)		520				
Daily Volume Average (lots)						
Volume Tertinggi (lot)		520				
High Volume (lots)						
Volume Terendah (Lot)		520				
Low Volume (lots)						
Harga Tertinggi (Rp)	574900	577900	581300	585100	1353,9	1353,9
High Price (Rp)						
Harga Terendah (Rp)	574900	577900	581300	585100	1353,9	1353,9
Low Price (Rp)						
Rata-rata Harga Harian (Rp)	574900	577900	581300	585100	1353,9	1353,9
Daily Price Average (Rp)						



## Harga Bulanan / Monthly Prices

### GOLD (GOLDGR)

#### Indonesia Commodity & Derivatives Exchange (ICDX)

Agustus / Agustus'2016

	Aug'16	Sep'16	Oct'16	Nov'16
	(Rp/Kg)	(Rp/Kg)	(Rp/Kg)	(Rp/Kg)
PembukaanOpen		579700		
TertinggiHigh		580900		
Terendahlow		575000		
PenutupanSettelment	574900	577900	581300	585100

Harga Bulanan / Monthly Prices

Jakarta Futures Exchange (JFX) dan Indonesia Commodity & Derivatives Exchange (ICDX)

Agustus / Agustus'2016

Month	Delevery	Sep16							
		Emas / Gold (GOL)	Emas / Gold (GOL100)	Emas / Gold (GOL250)	Gulir Emas / Rolling Gold (KGE)	Gulir Emas / Rolling Gold (KGEUSD)	Gulir Emas Index / Rolling Gold Index(KIE)	Tanda Serah Emas (GOLDUD)	Tanda Serah Emas (GOLDID)
		Rp/gr	Rp/gr	Rp/gr	Rp/gr	USD/T.Ounce/gr	Point	Rp/gr	Rp/gr
PembukaanOpen			576815,7895	576097,3684	0	0	0	0	0
TertinggiHigh			579244,7368	579186,8421	0	0	0	0	0
Terendahlow			575478,9474	574721,0526	0	0	0	0	0
PenutupanSettlement		576757,5	577317,5	576965	0	0	0	0	0

**Harga Bulanan / Monthly Prices**

**RED PALM OLEIN (OLEINTR)**  
**Indonesia Commodity & Derivatives Exchange (ICDX)**

**Agustus / Agustus'2016**

	<b>Aug'16</b>	<b>Sep'16</b>	<b>Oct'16</b>	<b>Nov'16</b>
	<b>(Rp/Kg)</b>	<b>(Rp/Kg)</b>	<b>(Rp/Kg)</b>	<b>(Rp/Kg)</b>
PembukaanOpen	8240	7925		
TertinggiHigh	8240	7925		
Terendahlow	8240	7925		
PenutupanSettlement	8290	7985	7955	7955



**Harga Bulanan / Monthly Prices**

**CRUD PALM OIL (CPOTR)  
Indonesia Commodity & Derivatives Exchange (ICDX)**

**Agustus / Agustus'2016**

	<b>Aug'16</b>	<b>Sep'16</b>	<b>Oct'16</b>	<b>Nov'16</b>
<b>Bulan Penyerahan</b>	<b>(Rp/Kg)</b>	<b>(Rp/Kg)</b>	<b>(Rp/Kg)</b>	<b>(Rp/Kg)</b>
PembukaanOpen	8475	8090	8015	8015
TertinggiHigh	8475	8095	8025	8025
Terendahlow	8125	7795	7785	7780
PenutupanSettlement	8195	7940	7910	7910

**Harga Bulanan / Monthly Prices**

**COCOA (CC5)**

**Jakarta Futures Exchange (JFX)**

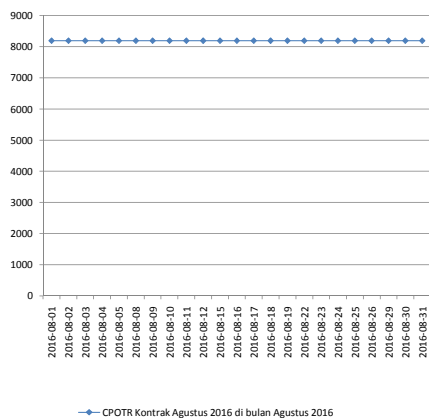
**Agustus / Agustus'2016**

	Aug'16	Sep'16	Oct'16	Nov'16
	(Rp/Kg)	(Rp/Kg)	(Rp/Kg)	(Rp/Kg)
PembukaanOpen	0	34130,5	0	0
TertinggiHigh	0	34130,5	0	0
Terendahlow	0	34130,5	0	0
PenutupanSettlement	0	34130,5	0	0

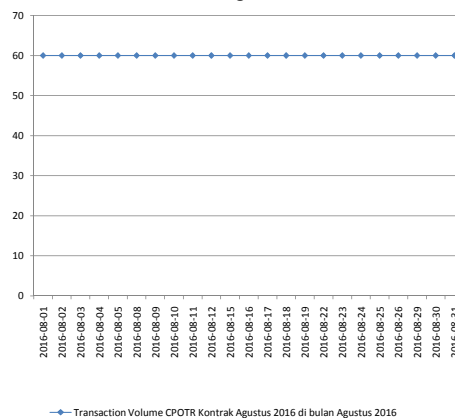
**Informasi Harga Harian dari Bursa Komoditi Derivatif Indonesia  
CPOTR Kontrak Agustus 2016 di bulan Agustus 2016**

Date	Contract Prices (IDR)							Transacti on	Open Interest
	Previous	Open	High	Low	Last	Settlement	Change		
2016-08-01	8205	8475	8475	8125	8195	8195	-10	60	29
2016-08-02	8205	8475	8475	8125	8195	8195	-10	60	29
2016-08-03	8205	8475	8475	8125	8195	8195	-10	60	29
2016-08-04	8205	8475	8475	8125	8195	8195	-10	60	29
2016-08-05	8205	8475	8475	8125	8195	8195	-10	60	29
2016-08-08	8205	8475	8475	8125	8195	8195	-10	60	29
2016-08-09	8205	8475	8475	8125	8195	8195	-10	60	29
2016-08-10	8205	8475	8475	8125	8195	8195	-10	60	29
2016-08-11	8205	8475	8475	8125	8195	8195	-10	60	29
2016-08-12	8205	8475	8475	8125	8195	8195	-10	60	29
2016-08-15	8205	8475	8475	8125	8195	8195	-10	60	29
2016-08-16	8205	8475	8475	8125	8195	8195	-10	60	29
2016-08-17	8205	8475	8475	8125	8195	8195	-10	60	29
2016-08-18	8205	8475	8475	8125	8195	8195	-10	60	29
2016-08-19	8205	8475	8475	8125	8195	8195	-10	60	29
2016-08-22	8205	8475	8475	8125	8195	8195	-10	60	29
2016-08-23	8205	8475	8475	8125	8195	8195	-10	60	29
2016-08-24	8205	8475	8475	8125	8195	8195	-10	60	29
2016-08-25	8205	8475	8475	8125	8195	8195	-10	60	29
2016-08-26	8205	8475	8475	8125	8195	8195	-10	60	29
2016-08-29	8205	8475	8475	8125	8195	8195	-10	60	29
2016-08-30	8205	8475	8475	8125	8195	8195	-10	60	29
2016-08-31	8205	8475	8475	8125	8195	8195	-10	60	29

**CPOTR Kontrak Agustus 2016 di bulan Agustus  
2016**



**Transaction Volume CPOTR Kontrak Agustus  
2016 di bulan Agustus 2016**



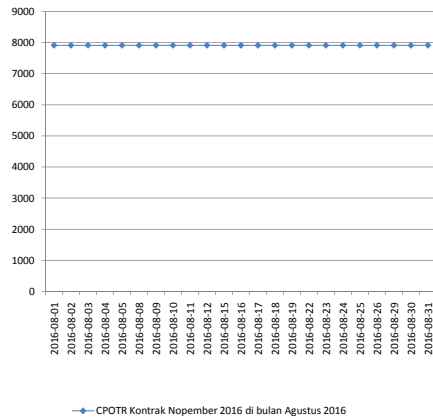
**Informasi Harga Harian dari Bursa Komoditi Derivatif Indonesia**  
**CPOTR Kontrak September 2016 di bulan Agustus 2016**

Date	Contract Prices (IDR)							Transaction Volume	Open interest
	Previous	Open	High	Low	Last	Settlement	Change		
2016-08-01	7900	8090	8095	7795	7920	7940	40	336	
2016-08-02	7900	8090	8095	7795	7920	7940	40	336	
2016-08-03	7900	8090	8095	7795	7920	7940	40	336	
2016-08-04	7900	8090	8095	7795	7920	7940	40	336	
2016-08-05	7900	8090	8095	7795	7920	7940	40	336	
2016-08-08	7900	8090	8095	7795	7920	7940	40	336	
2016-08-09	7900	8090	8095	7795	7920	7940	40	336	
2016-08-10	7900	8090	8095	7795	7920	7940	40	336	
2016-08-11	7900	8090	8095	7795	7920	7940	40	336	
2016-08-12	7900	8090	8095	7795	7920	7940	40	336	
2016-08-15	7900	8090	8095	7795	7920	7940	40	336	
2016-08-16	7900	8090	8095	7795	7920	7940	40	336	
2016-08-17	7900	8090	8095	7795	7920	7940	40	336	
2016-08-18	7900	8090	8095	7795	7920	7940	40	336	
2016-08-19	7900	8090	8095	7795	7920	7940	40	336	
2016-08-22	7900	8090	8095	7795	7920	7940	40	336	
2016-08-23	7900	8090	8095	7795	7920	7940	40	336	
2016-08-24	7900	8090	8095	7795	7920	7940	40	336	
2016-08-25	7900	8090	8095	7795	7920	7940	40	336	
2016-08-26	7900	8090	8095	7795	7920	7940	40	336	
2016-08-29	7900	8090	8095	7795	7920	7940	40	336	
2016-08-30	7900	8090	8095	7795	7920	7940	40	336	
2016-08-31	7900	8090	8095	7795	7920	7940	40	336	

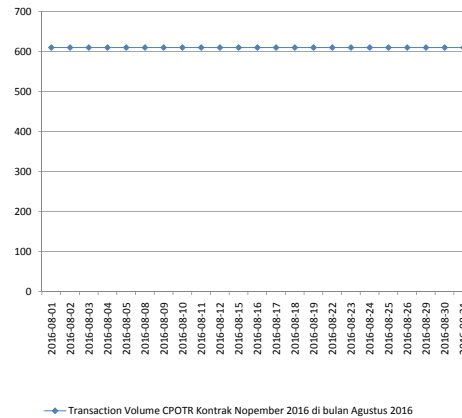
**Informasi Harga Harian dari Bursa Komoditi Derivatif Indonesia**  
**CPOTR Kontrak Nopember 2016 di bulan Agustus 2016**

Date	Contract Prices (IDR)							Transacti on	Open interest
	Previous	Open	High	Low	Last	Settlement	Change		
2016-08-01	7825	8015	8025	7780	7870	7910	85	610	
2016-08-02	7825	8015	8025	7780	7870	7910	85	610	
2016-08-03	7825	8015	8025	7780	7870	7910	85	610	
2016-08-04	7825	8015	8025	7780	7870	7910	85	610	
2016-08-05	7825	8015	8025	7780	7870	7910	85	610	
2016-08-08	7825	8015	8025	7780	7870	7910	85	610	
2016-08-09	7825	8015	8025	7780	7870	7910	85	610	
2016-08-10	7825	8015	8025	7780	7870	7910	85	610	
2016-08-11	7825	8015	8025	7780	7870	7910	85	610	
2016-08-12	7825	8015	8025	7780	7870	7910	85	610	
2016-08-15	7825	8015	8025	7780	7870	7910	85	610	
2016-08-16	7825	8015	8025	7780	7870	7910	85	610	
2016-08-17	7825	8015	8025	7780	7870	7910	85	610	
2016-08-18	7825	8015	8025	7780	7870	7910	85	610	
2016-08-19	7825	8015	8025	7780	7870	7910	85	610	
2016-08-22	7825	8015	8025	7780	7870	7910	85	610	
2016-08-23	7825	8015	8025	7780	7870	7910	85	610	
2016-08-24	7825	8015	8025	7780	7870	7910	85	610	
2016-08-25	7825	8015	8025	7780	7870	7910	85	610	
2016-08-26	7825	8015	8025	7780	7870	7910	85	610	
2016-08-29	7825	8015	8025	7780	7870	7910	85	610	
2016-08-30	7825	8015	8025	7780	7870	7910	85	610	
2016-08-31	7825	8015	8025	7780	7870	7910	85	610	

**CPOTR Kontrak Nopember 2016 di bulan Agustus 2016**



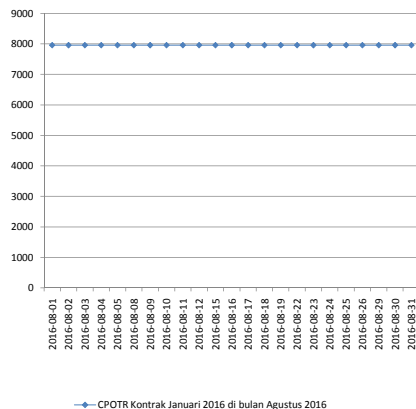
**Transaction Volume CPOTR Kontrak Nopember 2016 di bulan Agustus 2016**



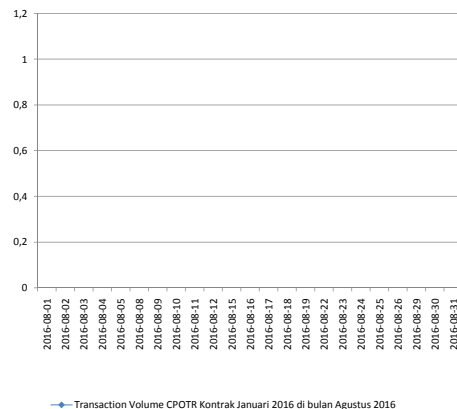
**Informasi Harga Harian dari Bursa Komoditi Derivatif Indonesia**  
**CPOTR Kontrak Januari 2016 di bulan Agustus 2016**

Date	Contract Prices (IDR)						Transacti on	Open interest
	Previous	Open	High	Low	Last	Settlement	Change	
2016-08-01	7800					7960	160	
2016-08-02	7800					7960	160	
2016-08-03	7800					7960	160	
2016-08-04	7800					7960	160	
2016-08-05	7800					7960	160	
2016-08-08	7800					7960	160	
2016-08-09	7800					7960	160	
2016-08-10	7800					7960	160	
2016-08-11	7800					7960	160	
2016-08-12	7800					7960	160	
2016-08-15	7800					7960	160	
2016-08-16	7800					7960	160	
2016-08-17	7800					7960	160	
2016-08-18	7800					7960	160	
2016-08-19	7800					7960	160	
2016-08-22	7800					7960	160	
2016-08-23	7800					7960	160	
2016-08-24	7800					7960	160	
2016-08-25	7800					7960	160	
2016-08-26	7800					7960	160	
2016-08-29	7800					7960	160	
2016-08-30	7800					7960	160	
2016-08-31	7800					7960	160	

CPOTR Kontrak Januari 2016 di bulan  
Agustus 2016



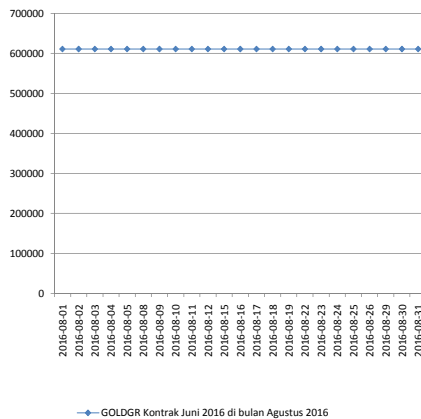
Transaction Volume CPOTR Kontrak Januari 2016  
di bulan Agustus 2016



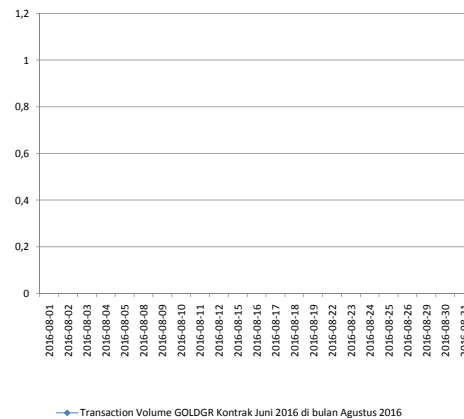
**Informasi Harga Harian dari Bursa Komoditi Derivatif Indonesia**  
**GOLDGR Kontrak Juni 2016 di bulan Agustus 2016**

Date	Contract Prices (IDR)						Transacti on	Open Interest
	Previous	Open	High	Low	Last	Settlement		
2016-08-01	614400					611000	-3400	
2016-08-02	614400					611000	-3400	
2016-08-03	614400					611000	-3400	
2016-08-04	614400					611000	-3400	
2016-08-05	614400					611000	-3400	
2016-08-08	614400					611000	-3400	
2016-08-09	614400					611000	-3400	
2016-08-10	614400					611000	-3400	
2016-08-11	614400					611000	-3400	
2016-08-12	614400					611000	-3400	
2016-08-15	614400					611000	-3400	
2016-08-16	614400					611000	-3400	
2016-08-17	614400					611000	-3400	
2016-08-18	614400					611000	-3400	
2016-08-19	614400					611000	-3400	
2016-08-22	614400					611000	-3400	
2016-08-23	614400					611000	-3400	
2016-08-24	614400					611000	-3400	
2016-08-25	614400					611000	-3400	
2016-08-26	614400					611000	-3400	
2016-08-29	614400					611000	-3400	
2016-08-30	614400					611000	-3400	
2016-08-31	614400					611000	-3400	

**GOLDGR Kontrak Juni 2016 di bulan Agustus  
2016**



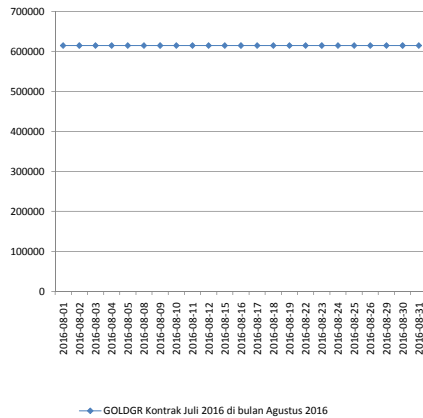
**Transaction Volume GOLDGR Kontrak Juni 2016  
di bulan Agustus 2016**



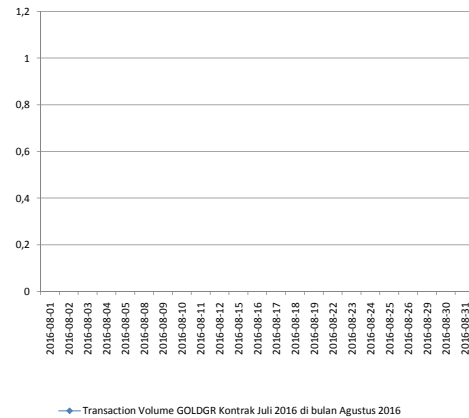
**Informasi Harga Harian dari Bursa Komoditi Derivatif Indonesia**  
**GOLDGR Kontrak Juli 2016 di bulan Agustus 2016**

Date	Contract Prices (IDR)							Transacti on	Open interest
	Previous	Open	High	Low	Last	Settlement	Change		
2016-08-01	614400					614800	400		
2016-08-02	614400					614800	400		
2016-08-03	614400					614800	400		
2016-08-04	614400					614800	400		
2016-08-05	614400					614800	400		
2016-08-08	614400					614800	400		
2016-08-09	614400					614800	400		
2016-08-10	614400					614800	400		
2016-08-11	614400					614800	400		
2016-08-12	614400					614800	400		
2016-08-15	614400					614800	400		
2016-08-16	614400					614800	400		
2016-08-17	614400					614800	400		
2016-08-18	614400					614800	400		
2016-08-19	614400					614800	400		
2016-08-22	614400					614800	400		
2016-08-23	614400					614800	400		
2016-08-24	614400					614800	400		
2016-08-25	614400					614800	400		
2016-08-26	614400					614800	400		
2016-08-29	614400					614800	400		
2016-08-30	614400					614800	400		
2016-08-31	614400					614800	400		

**GOLDGR Kontrak Juli 2016 di bulan Agustus  
2016**



**Transaction Volume GOLDGR Kontrak Juli 2016  
di bulan Agustus 2016**

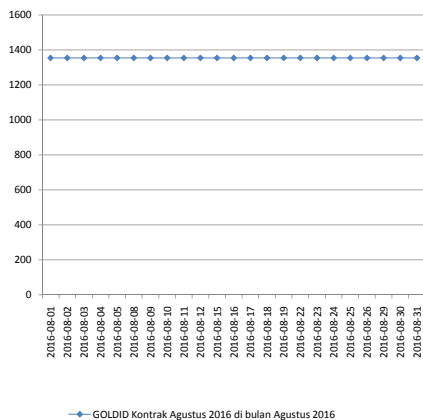




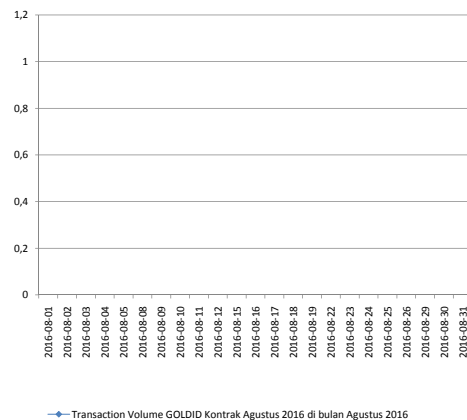
**Informasi Harga Harian dari Bursa Komoditi Derivatif Indonesia  
GOLDID Kontrak Agustus 2016 di bulan Agustus 2016**

Date	Contract Prices (IDR)							Transacti on	Open interest
	Previous	Open	High	Low	Last	Settlement	Change		
2016-08-01	1351,4					1353,9	2,5		3
2016-08-02	1351,4					1353,9	2,5		3
2016-08-03	1351,4					1353,9	2,5		3
2016-08-04	1351,4					1353,9	2,5		3
2016-08-05	1351,4					1353,9	2,5		3
2016-08-08	1351,4					1353,9	2,5		3
2016-08-09	1351,4					1353,9	2,5		3
2016-08-10	1351,4					1353,9	2,5		3
2016-08-11	1351,4					1353,9	2,5		3
2016-08-12	1351,4					1353,9	2,5		3
2016-08-15	1351,4					1353,9	2,5		3
2016-08-16	1351,4					1353,9	2,5		3
2016-08-17	1351,4					1353,9	2,5		3
2016-08-18	1351,4					1353,9	2,5		3
2016-08-19	1351,4					1353,9	2,5		3
2016-08-22	1351,4					1353,9	2,5		3
2016-08-23	1351,4					1353,9	2,5		3
2016-08-24	1351,4					1353,9	2,5		3
2016-08-25	1351,4					1353,9	2,5		3
2016-08-26	1351,4					1353,9	2,5		3
2016-08-29	1351,4					1353,9	2,5		3
2016-08-30	1351,4					1353,9	2,5		3
2016-08-31	1351,4					1353,9	2,5		3

**GOLDID Kontrak Agustus 2016 di bulan Agustus 2016**



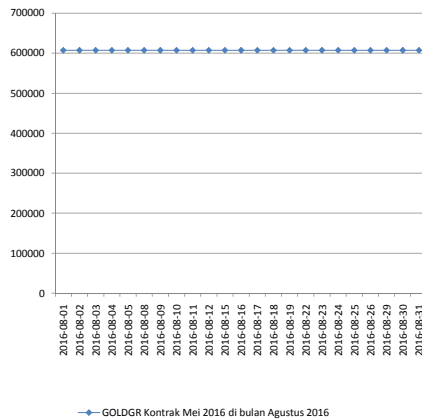
**Transaction Volume GOLDID Kontrak Agustus 2016 di bulan Agustus 2016**



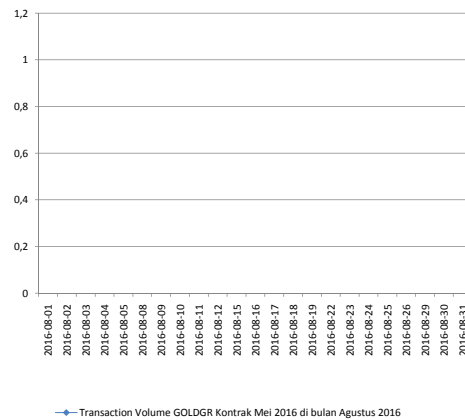
**Informasi Harga Harian dari Bursa Komoditi Derivatif Indonesia**  
**GOLDGR Kontrak Mei 2016 di bulan Agustus 2016**

Date	Contract Prices (IDR)							Transacti on	Open interest
	Previous	Open	High	Low	Last	Settlement	Change		
2016-08-01	610600					607200	-3400		
2016-08-02	610600					607200	-3400		
2016-08-03	610600					607200	-3400		
2016-08-04	610600					607200	-3400		
2016-08-05	610600					607200	-3400		
2016-08-08	610600					607200	-3400		
2016-08-09	610600					607200	-3400		
2016-08-10	610600					607200	-3400		
2016-08-11	610600					607200	-3400		
2016-08-12	610600					607200	-3400		
2016-08-15	610600					607200	-3400		
2016-08-16	610600					607200	-3400		
2016-08-17	610600					607200	-3400		
2016-08-18	610600					607200	-3400		
2016-08-19	610600					607200	-3400		
2016-08-22	610600					607200	-3400		
2016-08-23	610600					607200	-3400		
2016-08-24	610600					607200	-3400		
2016-08-25	610600					607200	-3400		
2016-08-26	610600					607200	-3400		
2016-08-29	610600					607200	-3400		
2016-08-30	610600					607200	-3400		
2016-08-31	610600					607200	-3400		

**GOLDGR Kontrak Mei 2016 di bulan Agustus  
2016**



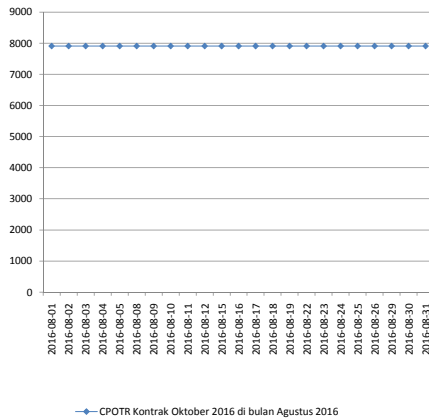
**Transaction Volume GOLDGR Kontrak Mei 2016  
di bulan Agustus 2016**



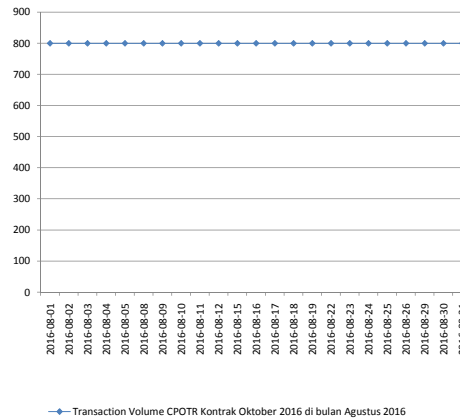
**Informasi Harga Harian dari Bursa Komoditi Derivatif Indonesia**  
**CPOTR Kontrak Oktober 2016 di bulan Agustus 2016**

Date	Contract Prices (IDR)							Transaction	Open interest
	Previous	Open	High	Low	Last	Settlement	Change		
2016-08-01	7825	8015	8025	7785	7870	7910	85	800	
2016-08-02	7825	8015	8025	7785	7870	7910	85	800	
2016-08-03	7825	8015	8025	7785	7870	7910	85	800	
2016-08-04	7825	8015	8025	7785	7870	7910	85	800	
2016-08-05	7825	8015	8025	7785	7870	7910	85	800	
2016-08-08	7825	8015	8025	7785	7870	7910	85	800	
2016-08-09	7825	8015	8025	7785	7870	7910	85	800	
2016-08-10	7825	8015	8025	7785	7870	7910	85	800	
2016-08-11	7825	8015	8025	7785	7870	7910	85	800	
2016-08-12	7825	8015	8025	7785	7870	7910	85	800	
2016-08-15	7825	8015	8025	7785	7870	7910	85	800	
2016-08-16	7825	8015	8025	7785	7870	7910	85	800	
2016-08-17	7825	8015	8025	7785	7870	7910	85	800	
2016-08-18	7825	8015	8025	7785	7870	7910	85	800	
2016-08-19	7825	8015	8025	7785	7870	7910	85	800	
2016-08-22	7825	8015	8025	7785	7870	7910	85	800	
2016-08-23	7825	8015	8025	7785	7870	7910	85	800	
2016-08-24	7825	8015	8025	7785	7870	7910	85	800	
2016-08-25	7825	8015	8025	7785	7870	7910	85	800	
2016-08-26	7825	8015	8025	7785	7870	7910	85	800	
2016-08-29	7825	8015	8025	7785	7870	7910	85	800	
2016-08-30	7825	8015	8025	7785	7870	7910	85	800	
2016-08-31	7825	8015	8025	7785	7870	7910	85	800	

**CPOTR Kontrak Oktober 2016 di bulan Agustus 2016**



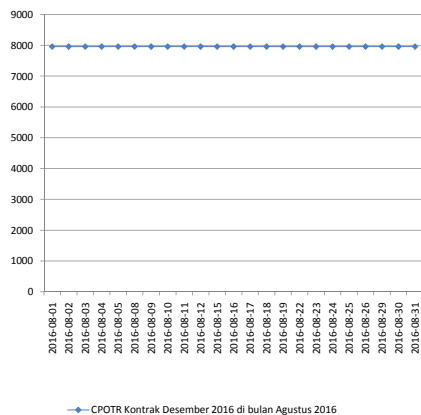
**Transaction Volume CPOTR Kontrak Oktober 2016 di bulan Agustus 2016**



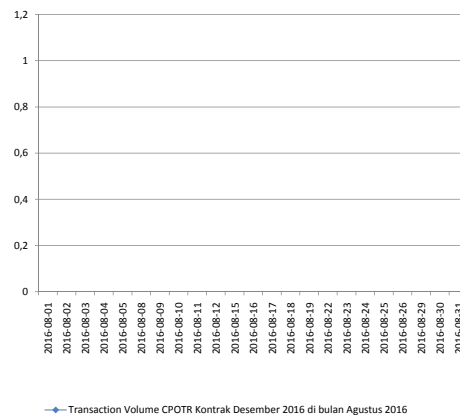
**Informasi Harga Harian dari Bursa Komoditi Derivatif Indonesia**  
**CPOTR Kontrak Desember 2016 di bulan Agustus 2016**

Date	Contract Prices (IDR)							Transacti on	Open interest
	Previous	Open	High	Low	Last	Settlement	Change		
2016-08-01	7800					7960	160		
2016-08-02	7800					7960	160		
2016-08-03	7800					7960	160		
2016-08-04	7800					7960	160		
2016-08-05	7800					7960	160		
2016-08-08	7800					7960	160		
2016-08-09	7800					7960	160		
2016-08-10	7800					7960	160		
2016-08-11	7800					7960	160		
2016-08-12	7800					7960	160		
2016-08-15	7800					7960	160		
2016-08-16	7800					7960	160		
2016-08-17	7800					7960	160		
2016-08-18	7800					7960	160		
2016-08-19	7800					7960	160		
2016-08-22	7800					7960	160		
2016-08-23	7800					7960	160		
2016-08-24	7800					7960	160		
2016-08-25	7800					7960	160		
2016-08-26	7800					7960	160		
2016-08-29	7800					7960	160		
2016-08-30	7800					7960	160		
2016-08-31	7800					7960	160		

**CPOTR Kontrak Desember 2016 di bulan  
Agustus 2016**

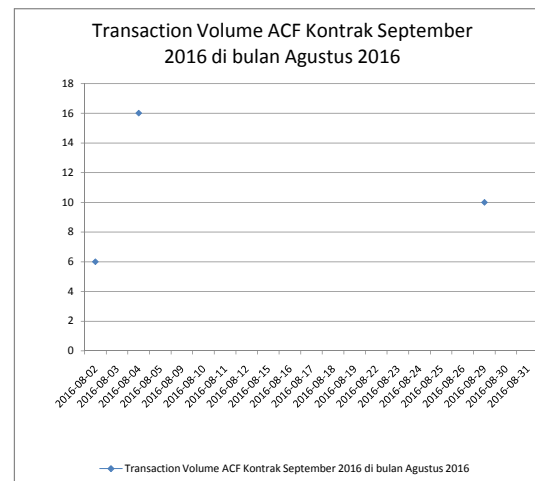
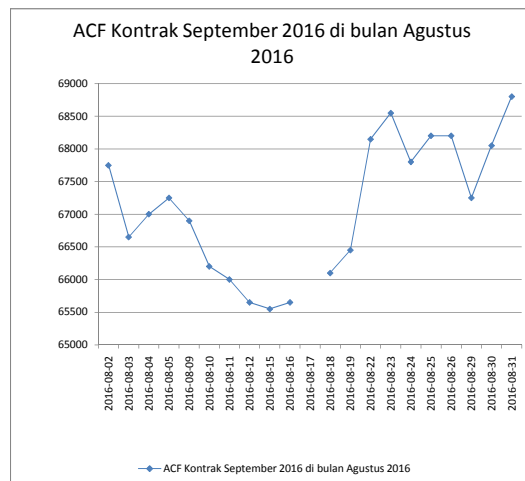


**Transaction Volume CPOTR Kontrak Desember  
2016 di bulan Agustus 2016**



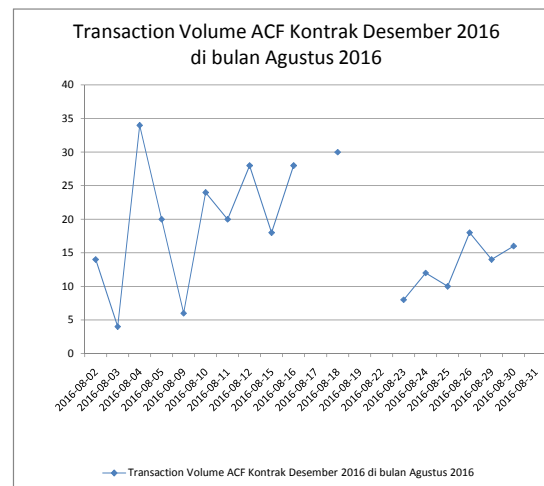
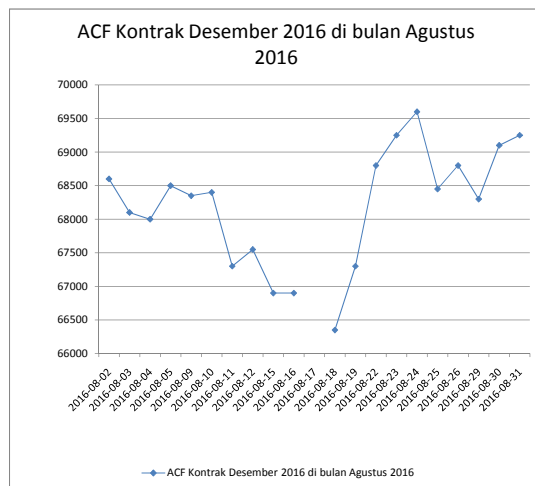
**Informasi Harga Harian dari Bursa Berjangka Jakarta  
ACF Kontrak September 2016 di bulan Agustus 2016**

Date	Contract Prices (IDR)							Transacti on	Open interest
	Previous	Open	High	Low	Last	Settlement	Change		
2016-08-02	67400	67600	67850	67600		67750	450	6	
2016-08-03	67750					66650			
2016-08-04	66650	66850	67200	66750		67000	550	16	
2016-08-05	67000					67250			
2016-08-09	67000					66900			
2016-08-10	66900					66200			
2016-08-11	66200					66000			
2016-08-12	66000					65650			
2016-08-15	65650					65550			
2016-08-16	65550					65650			
2016-08-17	65650								
2016-08-18	65650					66100			
2016-08-19	66450					66450			
2016-08-22	66450					68150			
2016-08-23	68150					68550			
2016-08-24	68550					67800			
2016-08-25	67800					68200			
2016-08-26	68200					68200			
2016-08-29	68200	67100	67300	67100		67250	-1000	10	
2016-08-30	67250					68050			
2016-08-31	68050					68800			



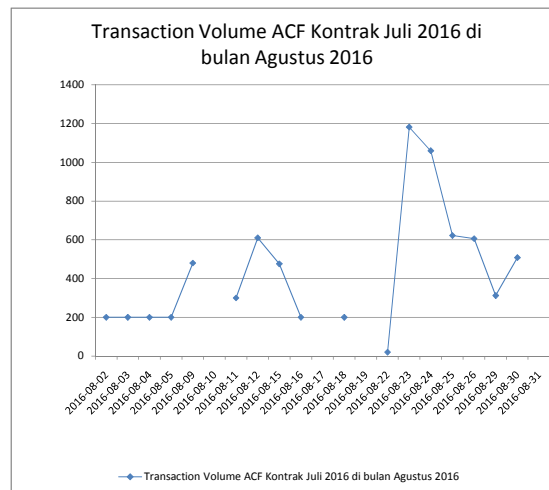
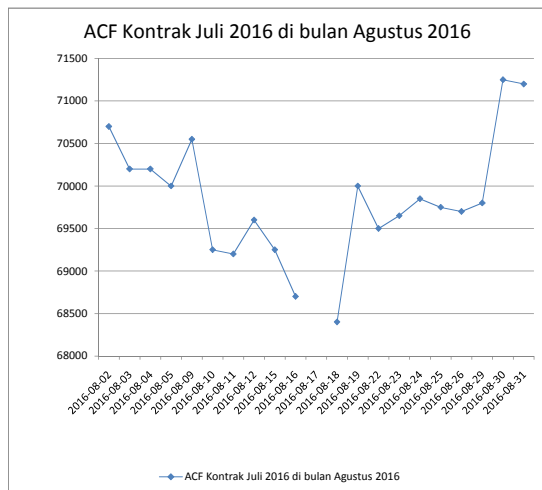
**Informasi Harga Harian dari Bursa Berjangka Jakarta**  
**ACF Kontrak Desember 2016 di bulan Agustus 2016**

Date	Contract Prices (IDR)							Transacti on	Open interest
	Previous	Open	High	Low	Last	Settlement	Change		
2016-08-02	69350	68800	68800	68350		68600	-600	14	
2016-08-03	68600	67900	68300	67900		68100	-650	4	
2016-08-04	68100	67750	68200	67750		68000	100	34	
2016-08-05	68000	68700	68700	68300		68500	700	20	
2016-08-09	68700	68100	68500	68100		68350	-300	6	
2016-08-10	68350	68150	68600	68150		68400	250	24	
2016-08-11	68400	67050	67500	67050		67300	-900	20	
2016-08-12	67300	67300	67750	67300		67550	400	28	
2016-08-15	67550	66700	67100	66650		66900	-600	18	
2016-08-16	66900	66700	67150	66650		66900	150	28	
2016-08-17	66900								
2016-08-18	66900	66100	66550	66050		66350	-350	30	
2016-08-19	67300	67100	67500	67100		67300	50		
2016-08-22	67300					68800			
2016-08-23	68800	69050	69400	69050		69250	450	8	
2016-08-24	69250	69450	69800	69400		69600	250	12	
2016-08-25	69600	68250	68650	68250		68450	-950	10	
2016-08-26	68450	68950	69000	68550		68800	500	18	
2016-08-29	68800	68100	68500	68100		68300	-450	14	
2016-08-30	68300	68900	69300	68850		69100	1000	16	
2016-08-31	69100					69250			



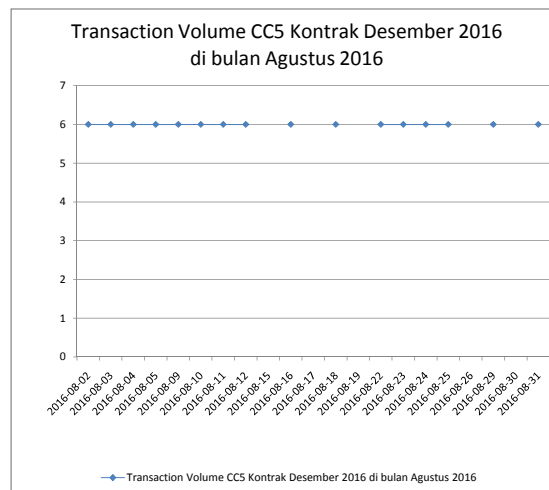
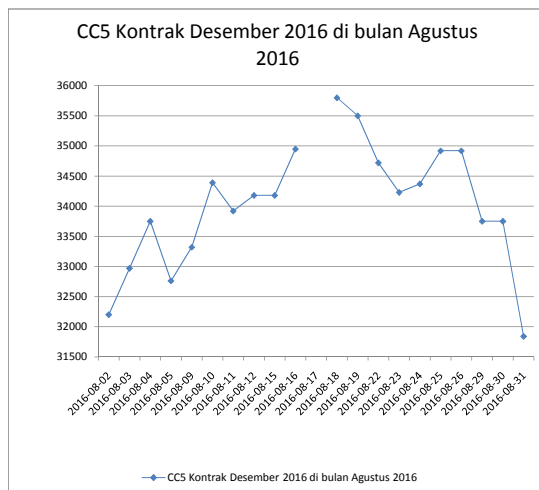
**Informasi Harga Harian dari Bursa Berjangka Jakarta**  
**ACF Kontrak Juli 2016 di bulan Agustus 2016**

Date	Contract Prices (IDR)							Transacti on	Open interest
	Previous	Open	High	Low	Last	Settlement	Change		
2016-08-02	70900	70700	70700	70700		70700	-200	200	
2016-08-03	70700	70200	70200	70200		70200	-500	200	
2016-08-04	70200	70200	70200	70200		70200		200	
2016-08-05	70200	70000	70000	70000		70000	-200	200	
2016-08-09	70500	70400	70650	70400		70550	150	480	
2016-08-10	70550					69250			
2016-08-11	69250	69200	69200	69200		69200	-50	300	
2016-08-12	69200	69500	69650	69500		69600	450	610	
2016-08-15	69600	68700	69800	68700		69250	200	476	
2016-08-16	69250	68700	68700	68700		68700	-550	200	
2016-08-17	68700								
2016-08-18	68700	68400	68400	68400		68400	-300	200	
2016-08-19	70000	70000	70000	70000		70000			
2016-08-22	70000	69500	69500	69500		69500	-500	20	
2016-08-23	69500	69650	69650	69600		69650	150	1182	
2016-08-24	69650	69700	69850	69700		69850	200	1060	
2016-08-25	69850	69750	69750	69750		69750	-100	622	
2016-08-26	69750	69700	69700	69700		69700	-50	606	
2016-08-29	69700	69800	69800	69750		69800	50	312	
2016-08-30	69800	71200	71300	71200		71250	1500	508	
2016-08-31	71250					71200			



**Informasi Harga Harian dari Bursa Berjangka Jakarta  
CC5 Kontrak Desember 2016 di bulan Agustus 2016**

Date	Contract Prices (IDR)							Transacti on	Open interest
	Previous	Open	High	Low	Last	Settlement	Change		
2016-08-02	32650	32200	32200	32200		32200	-450	6	
2016-08-03	32200	32970	32970	32970		32970	770	6	
2016-08-04	32970	33750	33750	33750		33750	780	6	
2016-08-05	33750	32760	32760	32760		32760	-990	6	
2016-08-09	33800	33320	33320	33320		33320	-480	6	
2016-08-10	33320	34390	34390	34390		34390	1070	6	
2016-08-11	34390	33920	33920	33920		33920	-470	6	
2016-08-12	33920	34180	34180	34180		34180	260	6	
2016-08-15	34180					34180			
2016-08-16	34180	34950	34950	34950		34950	770	6	
2016-08-17	34950								
2016-08-18	34950	35800	35800	35800		35800	850	6	
2016-08-19	35500	35500	35500	35500		35500			
2016-08-22	35500	34720	34720	34720		34720	-780	6	
2016-08-23	34720	34230	34230	34230		34230	-490	6	
2016-08-24	34230	34370	34370	34370		34370	140	6	
2016-08-25	34370	34920	34920	34920		34920	550	6	
2016-08-26	34920					34920			
2016-08-29	34920	33750	33750	33750		33750	-1170	6	
2016-08-30	33750					33750			
2016-08-31	33750	31840	31840	31840		31840	-1910	6	

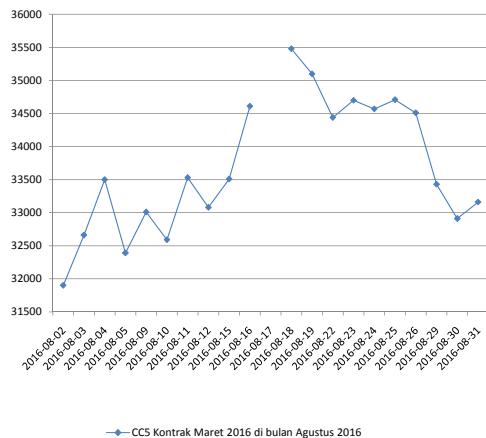




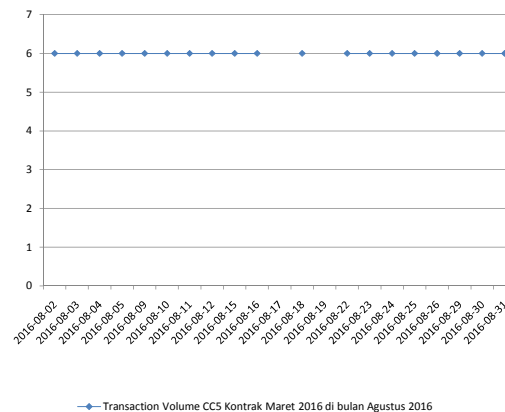
**Informasi Harga Harian dari Bursa Berjangka Jakarta  
CC5 Kontrak Maret 2016 di bulan Agustus 2016**

Date	Contract Prices (IDR)							Transacti on	Open interest
	Previous	Open	High	Low	Last	Settlement	Change		
2016-08-02	32360	31900	31900	31900		31900	-460	6	
2016-08-03	31900	32660	32660	32660		32660	760	6	
2016-08-04	32660	33500	33500	33500		33500	840	6	
2016-08-05	33500	32390	32390	32390		32390	-1110	6	
2016-08-09	33400	33010	33010	33010		33010	-390	6	
2016-08-10	33010	32590	32590	32590		32590	-420	6	
2016-08-11	32590	33530	33530	33530		33530	940	6	
2016-08-12	33530	33080	33080	33080		33080	-450	6	
2016-08-15	33080	33510	33510	33510		33510	430	6	
2016-08-16	33510	34610	34610	34610		34610	1100	6	
2016-08-17	34610								
2016-08-18	34610	35480	35480	35480		35480	870	6	
2016-08-19	35100	35100	35100	35100		35100			
2016-08-22	35100	34440	34440	34440		34440	-660	6	
2016-08-23	34440	34700	34700	34700		34700	260	6	
2016-08-24	34700	34570	34570	34570		34570	-130	6	
2016-08-25	34570	34710	34710	34710		34710	140	6	
2016-08-26	34710	34510	34510	34510		34510	-200	6	
2016-08-29	34510	33430	33430	33430		33430	-1080	6	
2016-08-30	33430	32910	32910	32910		32910	-520	6	
2016-08-31	32910	33160	33160	33160		33160	250	6	

**CC5 Kontrak Maret 2016 di bulan Agustus 2016**

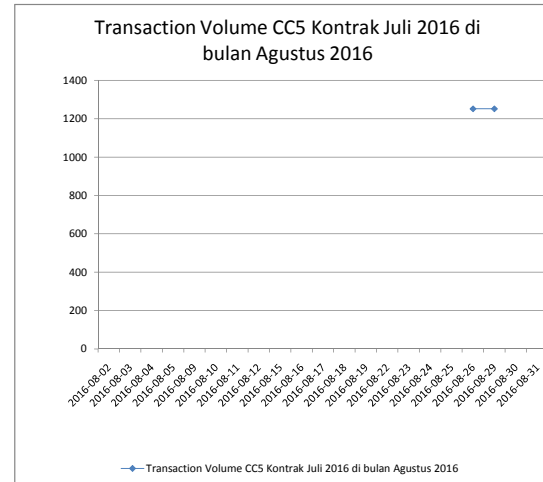
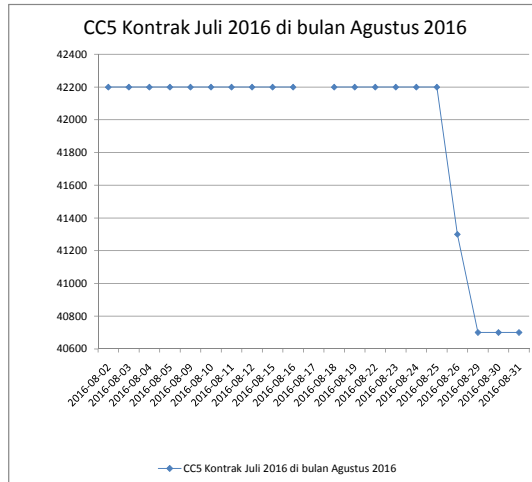


**Transaction Volume CC5 Kontrak Maret 2016 di  
bulan Agustus 2016**



**Informasi Harga Harian dari Bursa Berjangka Jakarta  
CC5 Kontrak Juli 2016 di bulan Agustus 2016**

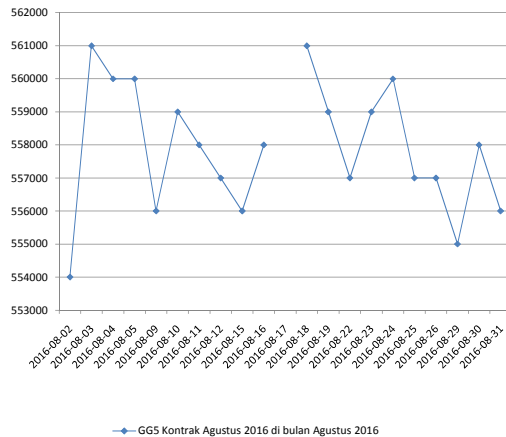
Date	Contract Prices (IDR)							Transacti on	Open interest
	Previous	Open	High	Low	Last	Settlement	Change		
2016-08-02	42200					42200			
2016-08-03	42200					42200			
2016-08-04	42200					42200			
2016-08-05	42200					42200			
2016-08-09	42200					42200			
2016-08-10	42200					42200			
2016-08-11	42200					42200			
2016-08-12	42200					42200			
2016-08-15	42200					42200			
2016-08-16	42200					42200			
2016-08-17	42200								
2016-08-18	42200					42200			
2016-08-19	42200					42200			
2016-08-22	42200					42200			
2016-08-23	42200					42200			
2016-08-24	42200					42200			
2016-08-25	42200					42200			
2016-08-26	42200	41300	41300	41300		41300	-900	1252	
2016-08-29	41300	40700	40700	40700		40700	-600	1252	
2016-08-30	40700					40700			
2016-08-31	40700					40700			



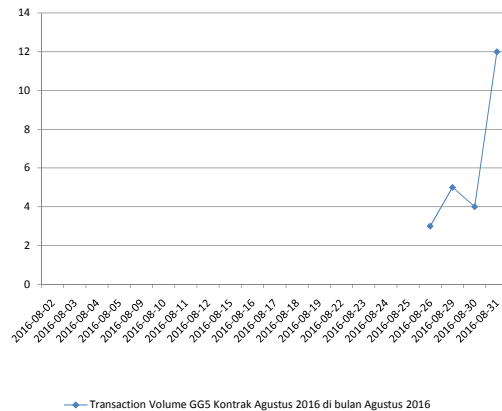
**Informasi Harga Harian dari Bursa Berjangka Jakarta  
GG5 Kontrak Agustus 2016 di bulan Agustus 2016**

Date	Contract Prices (IDR)							Transacti on	Open interest
	Previous	Open	High	Low	Last	Settlement	Change		
2016-08-02	554000					554000			
2016-08-03	554000					561000			
2016-08-04	561000					560000			
2016-08-05	560000					560000			
2016-08-09	556000					556000			
2016-08-10	556000					559000			
2016-08-11	559000					558000			
2016-08-12	558000					557000			
2016-08-15	557000					556000			
2016-08-16	556000					558000			
2016-08-17	558000								
2016-08-18	558000					561000			
2016-08-19	561000					559000			
2016-08-22	559000					557000			
2016-08-23	557000					559000			
2016-08-24	559000					560000			
2016-08-25	560000					557000			
2016-08-26	557000	557000	557000	557000		557000		3	
2016-08-29	557000	555000	559000	555000		555000	2000	5	
2016-08-30	555000	558000	562000	558000		558000	7000	4	
2016-08-31	558000	556000	560000	556000		556000	2000	12	

**GG5 Kontrak Agustus 2016 di bulan Agustus 2016**



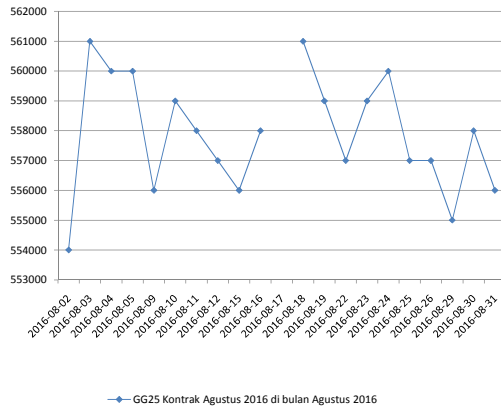
**Transaction Volume GG5 Kontrak Agustus 2016  
di bulan Agustus 2016**



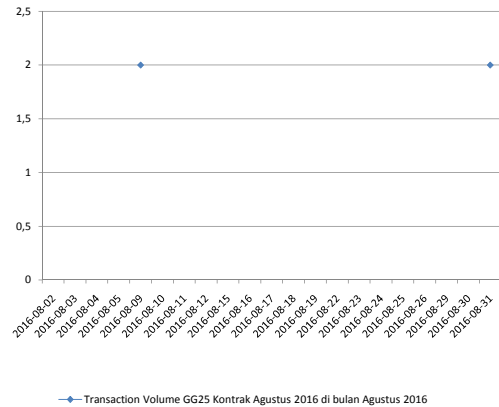
**Informasi Harga Harian dari Bursa Berjangka Jakarta  
GG25 Kontrak Agustus 2016 di bulan Agustus 2016**

Date	Contract Prices (IDR)							Transacti on	Open interest
	Previous	Open	High	Low	Last	Settlement	Change		
2016-08-02	554000					554000			
2016-08-03	554000					561000			
2016-08-04	561000					560000			
2016-08-05	560000					560000			
2016-08-09	556000	560000	560000	560000		556000	4000	2	
2016-08-10	556000					559000			
2016-08-11	559000					558000			
2016-08-12	558000					557000			
2016-08-15	557000					556000			
2016-08-16	556000					558000			
2016-08-17	558000								
2016-08-18	558000					561000			
2016-08-19	561000					559000			
2016-08-22	559000					557000			
2016-08-23	557000					559000			
2016-08-24	559000					560000			
2016-08-25	560000					557000			
2016-08-26	557000					557000			
2016-08-29	557000					555000			
2016-08-30	555000					558000			
2016-08-31	558000	560000	560000	560000		556000	2000	2	

**GG25 Kontrak Agustus 2016 di bulan Agustus 2016**

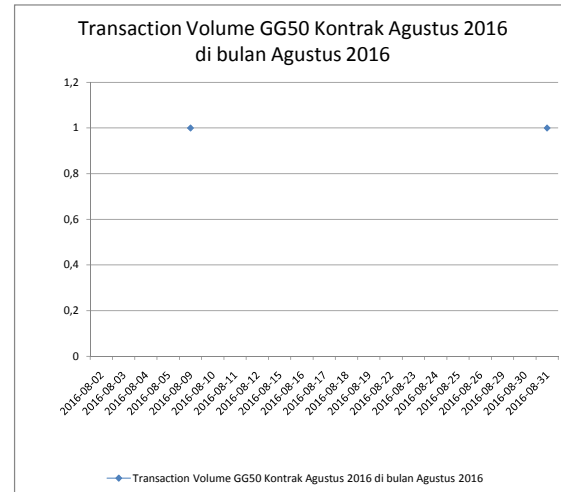
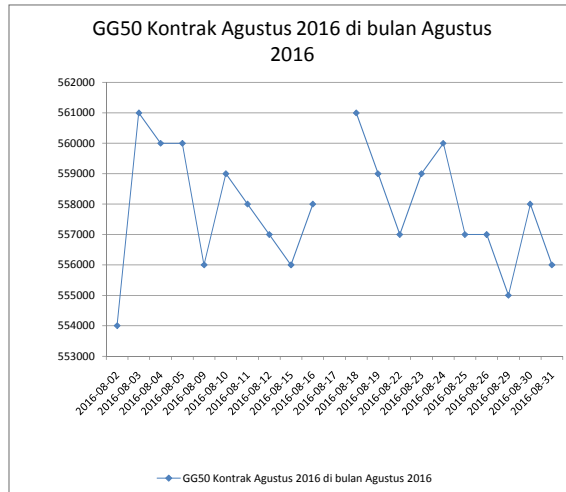


**Transaction Volume GG25 Kontrak Agustus 2016 di bulan Agustus 2016**



**Informasi Harga Harian dari Bursa Berjangka Jakarta  
GG50 Kontrak Agustus 2016 di bulan Agustus 2016**

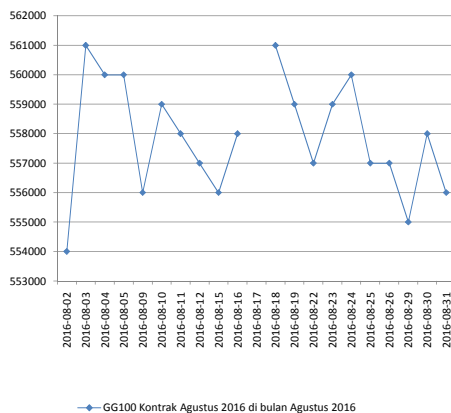
Date	Contract Prices (IDR)							Transacti on	Open interest
	Previous	Open	High	Low	Last	Settlement	Change		
2016-08-02	554000					554000			
2016-08-03	554000					561000			
2016-08-04	561000					560000			
2016-08-05	560000					560000			
2016-08-09	556000	560000	560000	560000		556000	4000	1	
2016-08-10	556000					559000			
2016-08-11	559000					558000			
2016-08-12	558000					557000			
2016-08-15	557000					556000			
2016-08-16	556000					558000			
2016-08-17	558000								
2016-08-18	558000					561000			
2016-08-19	561000					559000			
2016-08-22	559000					557000			
2016-08-23	557000					559000			
2016-08-24	559000					560000			
2016-08-25	560000					557000			
2016-08-26	557000					557000			
2016-08-29	557000					555000			
2016-08-30	555000					558000			
2016-08-31	558000	560000	560000	560000		556000	2000	1	



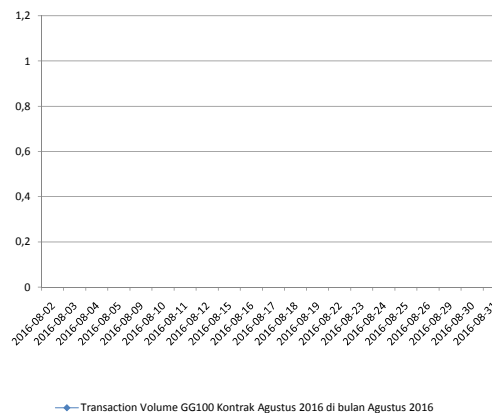
**Informasi Harga Harian dari Bursa Berjangka Jakarta  
GG100 Kontrak Agustus 2016 di bulan Agustus 2016**

Date	Contract Prices (IDR)							Transaction	Open interest
	Previous	Open	High	Low	Last	Settlement	Change		
2016-08-02	554000					554000			
2016-08-03	554000					561000			
2016-08-04	561000					560000			
2016-08-05	560000					560000			
2016-08-09	556000					556000			
2016-08-10	556000					559000			
2016-08-11	559000					558000			
2016-08-12	558000					557000			
2016-08-15	557000					556000			
2016-08-16	556000					558000			
2016-08-17	558000								
2016-08-18	558000					561000			
2016-08-19	561000					559000			
2016-08-22	559000					557000			
2016-08-23	557000					559000			
2016-08-24	559000					560000			
2016-08-25	560000					557000			
2016-08-26	557000					557000			
2016-08-29	557000					555000			
2016-08-30	555000					558000			
2016-08-31	558000					556000			

**GG100 Kontrak Agustus 2016 di bulan  
Agustus 2016**



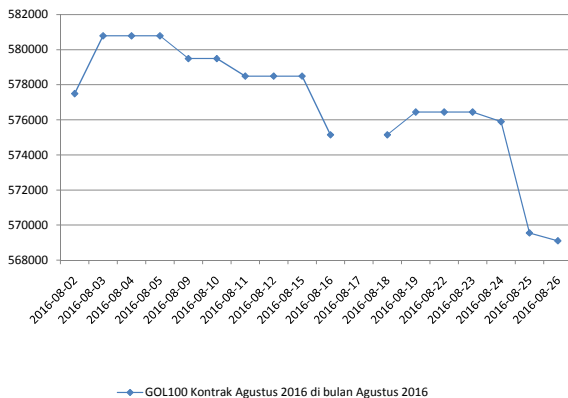
**Transaction Volume GG100 Kontrak Agustus  
2016 di bulan Agustus 2016**



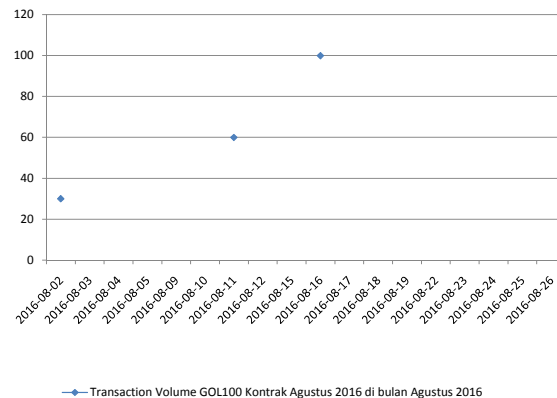
**Informasi Harga Harian dari Bursa Berjangka Jakarta  
GOL100 Kontrak Agustus 2016 di bulan Agustus 2016**

Date	Contract Prices (IDR)							Transacti on	Open interest
	Previous	Open	High	Low	Last	Settlement	Change		
2016-08-02	573600	574000	577600	574000		577500	3900	30	
2016-08-03	577500					580800			
2016-08-04	580800					580800			
2016-08-05	580800					580800			
2016-08-09	579900					579500			
2016-08-10	579500					579500			
2016-08-11	579500	578000	578500	577550		578500	-1000	60	
2016-08-12	578500					578500			
2016-08-15	578500					578500			
2016-08-16	578500	576000	576850	575150		575150	-3350	100	
2016-08-17	575150								
2016-08-18	575150					575150			
2016-08-19	576450	575950	576900	575800		576450			
2016-08-22	576450					576450			
2016-08-23	576450					576450			
2016-08-24	576450					575900			
2016-08-25	575900					569550			
2016-08-26	569550					569100			

**GOL100 Kontrak Agustus 2016 di bulan Agustus 2016**

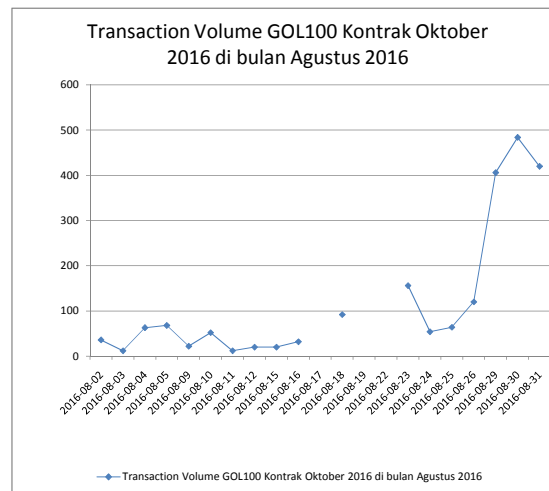
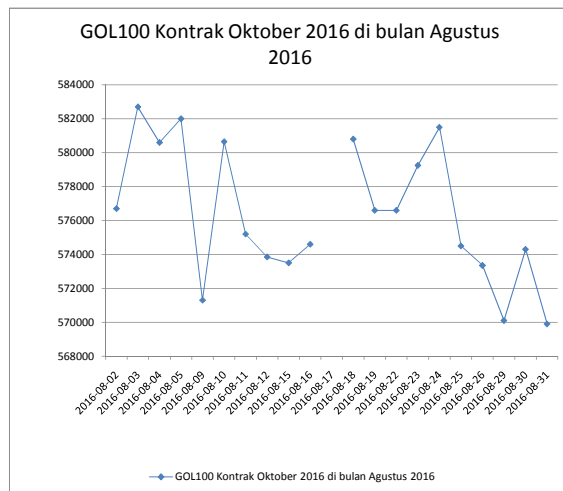


**Transaction Volume GOL100 Kontrak Agustus 2016 di bulan Agustus 2016**



**Informasi Harga Harian dari Bursa Berjangka Jakarta  
GOL100 Kontrak Oktober 2016 di bulan Agustus 2016**

Date	Contract Prices (IDR)							Transacti on	Open interest
	Previous	Open	High	Low	Last	Settlement	Change		
2016-08-02	575300	575500	577150	574900		576700	1400	36	
2016-08-03	576700	582500	583100	582500		582700	6000	12	
2016-08-04	582700	581350	582900	580600		580600	-2100	63	
2016-08-05	580600	582500	583400	581600		582000	1400	68	
2016-08-09	571900	571100	572500	571100		571300	-600	22	
2016-08-10	571300	576450	581150	576450		580650	9350	52	
2016-08-11	580650	575500	575500	574450		575200	-5950	12	
2016-08-12	575200	573500	573850	573500		573850	-1350	20	
2016-08-15	573850	573100	573500	573100		573500	-350	20	
2016-08-16	573500	573450	574600	573450		574600	1100	32	
2016-08-17	574600								
2016-08-18	574600	578100	580800	578100		580800	6200	92	
2016-08-19	576600	576150	577150	576150		576600			
2016-08-22	576600					576600			
2016-08-23	576600	578100	580900	577100		579250	2650	156	
2016-08-24	579250	579150	581500	579150		581500	2250	54	
2016-08-25	581500	575100	575500	574000		574500	-7000	64	
2016-08-26	574500	571350	573350	571350		573350	-1150	120	
2016-08-29	573350	570500	573850	569300		570100	-3250	406	
2016-08-30	570100	573100	575800	572300		574300	4200	484	
2016-08-31	574300	569150	573400	569100		569900	-4400	420	

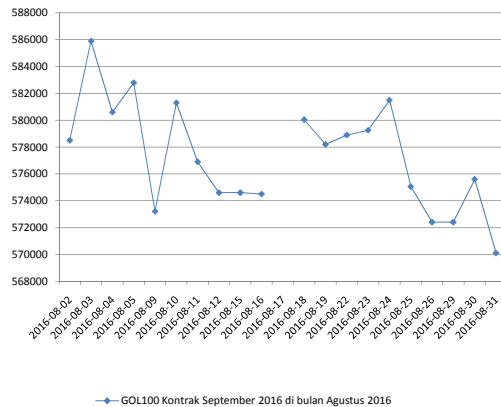




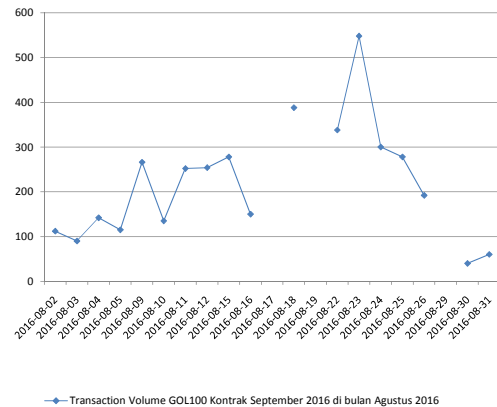
**Informasi Harga Harian dari Bursa Berjangka Jakarta  
GOL100 Kontrak September 2016 di bulan Agustus 2016**

Date	Contract Prices (IDR)							Transaction	Open interest
	Previous	Open	High	Low	Last	Settlement	Change		
2016-08-02	576900	576050	579300	574900		578500	1600	112	
2016-08-03	578500	585200	586100	582300		585900	7400	90	
2016-08-04	585900	583000	584800	580600		580600	-5300	142	
2016-08-05	580600	584000	585000	581800		582800	2200	115	
2016-08-09	571900	570800	575100	570600		573200	1300	266	
2016-08-10	573200	577500	582250	576800		581300	8100	135	
2016-08-11	581300	575400	577700	573900		576900	-4400	252	
2016-08-12	576900	574000	577200	573000		574600	-2300	254	
2016-08-15	574600	572700	576400	572000		574600		278	
2016-08-16	574600	575050	577000	573100		574500	-100	150	
2016-08-17	574500								
2016-08-18	574500	580100	582600	578100		580050	5550	388	
2016-08-19	578200	578200	579850	576500		578200			
2016-08-22	578200	576350	578900	575150		578900	700	338	
2016-08-23	578900	578100	581500	577100		579250	350	548	
2016-08-24	579250	580100	582950	579100		581500	2250	300	
2016-08-25	581500	575000	578400	573800		575050	-6450	278	
2016-08-26	575050	573500	574900	571100		572400	-2650	192	
2016-08-29	572400					572400			
2016-08-30	572400	574400	575600	574400		575600	3200	40	
2016-08-31	575600	570050	570100	569850		570100	-5500	60	

**GOL100 Kontrak September 2016 di bulan  
Agustus 2016**


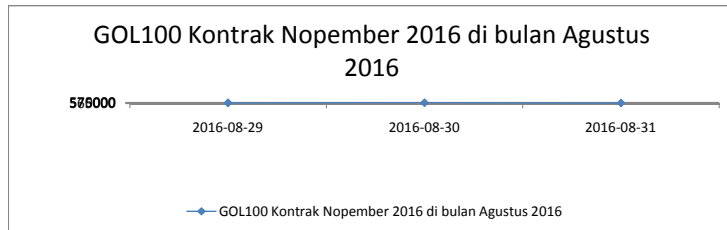


**Transaction Volume GOL100 Kontrak September  
2016 di bulan Agustus 2016**



**Informasi Harga Harian dari Bursa Berjangka Jakarta  
GOL100 Kontrak Nopember 2016 di bulan Agustus 2016**

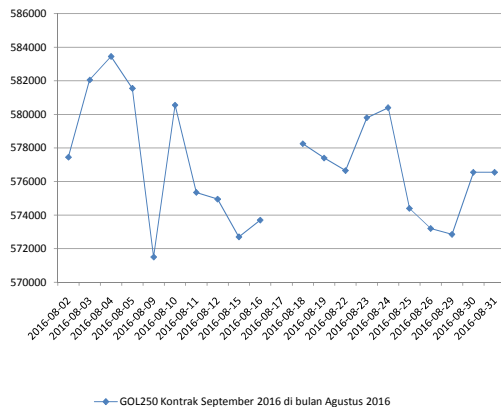
Date	Contract Prices (IDR)							Transacti on	Open interest
	Previous	Open	High	Low	Last	Settlement	Change		
2016-08-29		570100	571800	570000		571500	571500	40	
2016-08-30	571500	572900	574000	572200		573000	1500	102	
2016-08-31	573000	569000	571200	569000		570050	-2950	148	



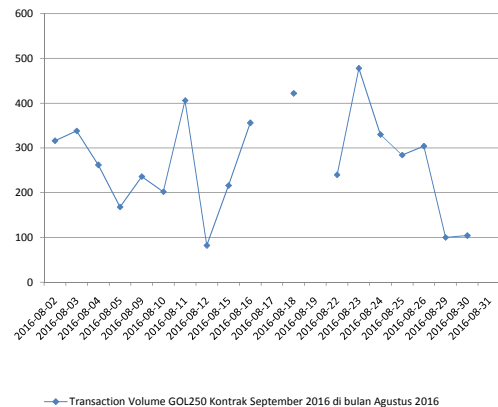
**Informasi Harga Harian dari Bursa Berjangka Jakarta  
GOL250 Kontrak September 2016 di bulan Agustus 2016**

Date	Contract Prices (IDR)							Transacti on	Open interest
	Previous	Open	High	Low	Last	Settlement	Change		
2016-08-02	576300	578200	578900	574300		577450	1150	316	
2016-08-03	577450	584100	586200	581400		582050	4600	338	
2016-08-04	582050	581100	584600	579800		583450	1400	262	
2016-08-05	583450	581100	585700	581000		581550	-1900	168	
2016-08-09	573200	573200	574200	570100		571500	-1700	236	
2016-08-10	571500	575800	582950	575800		580550	9050	202	
2016-08-11	580550	573600	577800	573000		575350	-5200	406	
2016-08-12	575350	572000	576500	572000		574950	-400	82	
2016-08-15	574950	572800	574750	571900		572700	-2250	216	
2016-08-16	572700	573500	577000	572600		573700	1000	356	
2016-08-17	573700								
2016-08-18	573700	580100	582200	577600		578250	4550	422	
2016-08-19	577400	576200	580000	576200		577400			
2016-08-22	577400	575100	578500	574800		576650	-750	240	
2016-08-23	576650	578100	581300	576900		579800	3150	478	
2016-08-24	579800	579050	582750	578600		580400	600	330	
2016-08-25	580400	575300	576900	572900		574400	-6000	284	
2016-08-26	574400	573400	574900	570600		573200	-1200	304	
2016-08-29	573200	571100	572850	568100		572850	-350	100	
2016-08-30	572850	572100	576550	572100		576550	3700	104	
2016-08-31	576550					576550			

**GOL250 Kontrak September 2016 di bulan  
Agustus 2016**

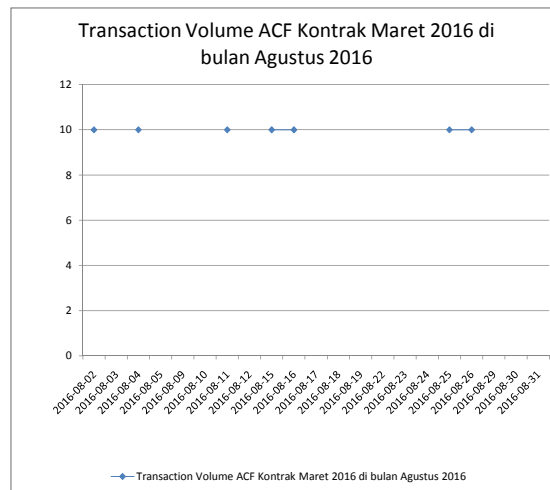
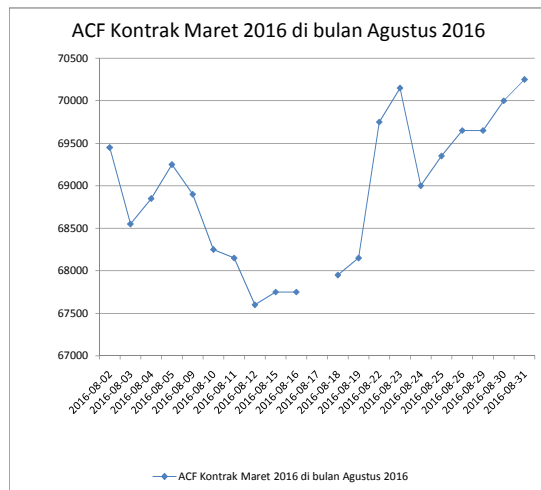


**Transaction Volume GOL250 Kontrak September  
2016 di bulan Agustus 2016**



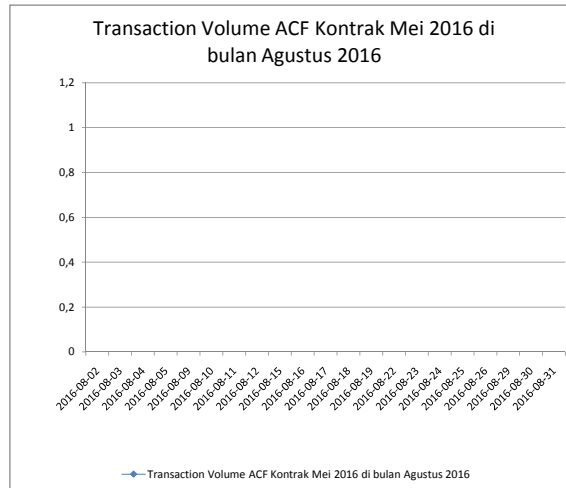
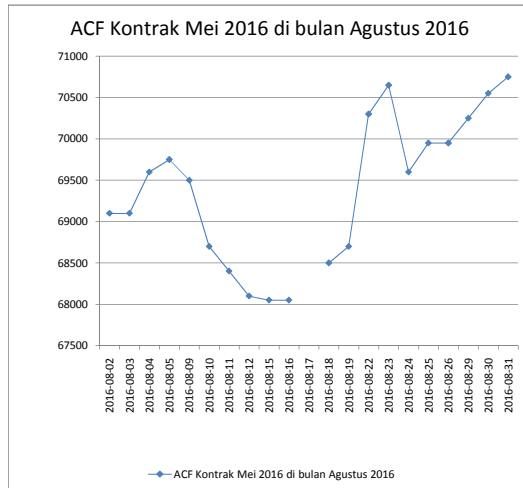
**Informasi Harga Harian dari Bursa Berjangka Jakarta  
ACF Kontrak Maret 2016 di bulan Agustus 2016**

Date	Contract Prices (IDR)							Transacti on	Open interest
	Previous	Open	High	Low	Last	Settlement	Change		
2016-08-02	69200	69250	69650	69250		69450	450	10	
2016-08-03	69450					68550			
2016-08-04	68550	68650	69050	68650		68850	500	10	
2016-08-05	68850					69250			
2016-08-09	69550					68900			
2016-08-10	68900					68250			
2016-08-11	68250	67950	68350	67950		68150	100	10	
2016-08-12	68150					67600			
2016-08-15	67600	67550	67950	67550		67750	350	10	
2016-08-16	67750	67550	67950	67550		67750	200	10	
2016-08-17	67750								
2016-08-18	67750					67950			
2016-08-19	68150					68150			
2016-08-22	68150					69750			
2016-08-23	69750					70150			
2016-08-24	70150					69000			
2016-08-25	69000	69150	69550	69150		69350	550	10	
2016-08-26	69350	69450	69850	69450		69650	500	10	
2016-08-29	69650					69650			
2016-08-30	69650					70000			
2016-08-31	70000					70250			



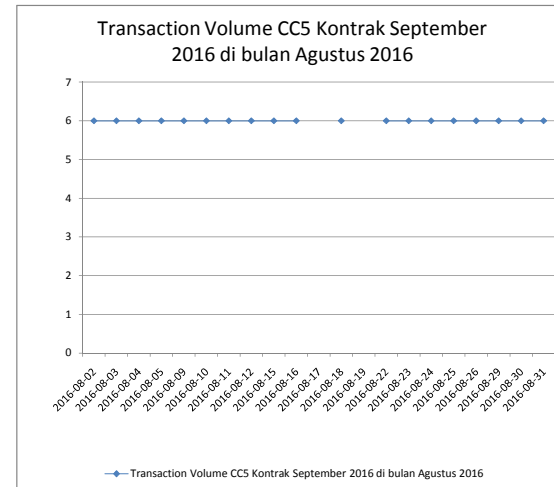
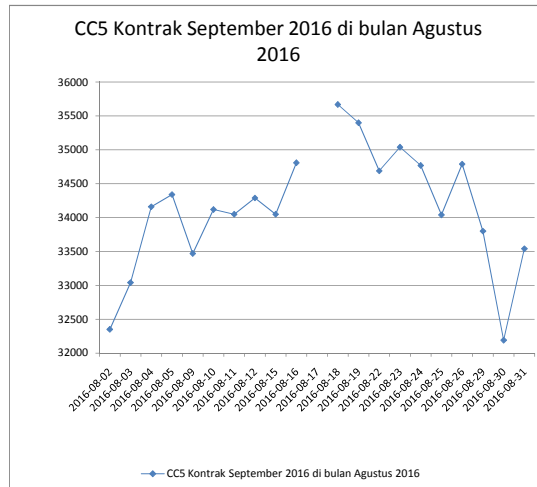
**Informasi Harga Harian dari Bursa Berjangka Jakarta**  
**ACF Kontrak Mei 2016 di bulan Agustus 2016**

Date	Contract Prices (IDR)							Transaction Volume	Open Interest
	Previous	Open	High	Low	Last	Settlement	Change		
2016-08-02	69650					69100			
2016-08-03	69100					69100			
2016-08-04	69100					69600			
2016-08-05	69600					69750			
2016-08-09	69550					69500			
2016-08-10	69500					68700			
2016-08-11	68700					68400			
2016-08-12	68400					68100			
2016-08-15	68100					68050			
2016-08-16	68050					68050			
2016-08-17	68050								
2016-08-18	68050					68500			
2016-08-19	68700					68700			
2016-08-22	68700					70300			
2016-08-23	70300					70650			
2016-08-24	70650					69600			
2016-08-25	69600					69950			
2016-08-26	69950					69950			
2016-08-29	69950					70250			
2016-08-30	70250					70550			
2016-08-31	70550					70750			



**Informasi Harga Harian dari Bursa Berjangka Jakarta  
CC5 Kontrak September 2016 di bulan Agustus 2016**

Date	Contract Prices (IDR)							Transacti on	Open interest
	Previous	Open	High	Low	Last	Settlement	Change		
2016-08-02	33080	32350	32350	32350		32350	-730	6	
2016-08-03	32350	33040	33040	33040		33040	690	6	
2016-08-04	33040	34160	34160	34160		34160	1120	6	
2016-08-05	34160	34340	34340	34340		34340	180	6	
2016-08-09	34610	33470	33470	33470		33470	-1140	6	
2016-08-10	33470	34120	34120	34120		34120	650	6	
2016-08-11	34120	34050	34050	34050		34050	-.70	6	
2016-08-12	34050	34290	34290	34290		34290	240	6	
2016-08-15	34290	34050	34050	34050		34050	-240	6	
2016-08-16	34050	34810	34810	34810		34810	760	6	
2016-08-17	34810								
2016-08-18	34810	35670	35670	35670		35670	860	6	
2016-08-19	35400	35400	35400	35400		35400			
2016-08-22	35400	34690	34690	34690		34690	-710	6	
2016-08-23	34690	35040	35040	35040		35040	350	6	
2016-08-24	35040	34770	34770	34770		34770	-270	6	
2016-08-25	34770	34040	34040	34040		34040	-730	6	
2016-08-26	34040	34790	34790	34790		34790	750	6	
2016-08-29	34790	33800	33800	33800		33800	-990	6	
2016-08-30	33800	32190	32190	32190		32190	-1610	6	
2016-08-31	32190	33540	33540	33540		33540	1350	6	



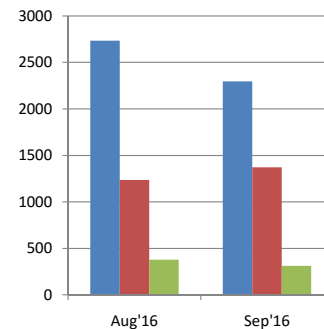
**SEPTEMBER 2016**





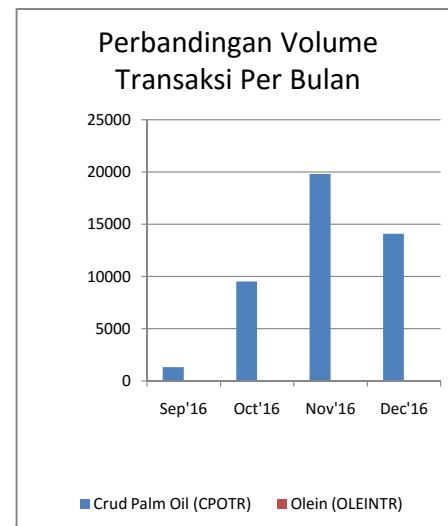
Kontrak(Contract) / Bulan(Month)	Olein (OLE) Jakarta Futures Exchange (JFX)			Olein (OLE10) Jakarta Futures Exchange (JFX)			Kakao/Cocoa (CC5) Jakarta Futures Exchange (JFX)		
	Aug'16	Sep'16	Perubahan/Ch ange	Aug'16	Sep'16	Perubahan/Ch ange	Aug'16	Sep'16	Perubahan/Ch ange
Uraian (Items)									
Hari Perdagangan (hari)	22	21	-1	22	21	-1	22	21	-1
Trading Days (days)									
Volume Transaksi (lot)	2733	2295	-438	1237	1371	134	378	312	-66
Volume (Lots)									
Rata-rata Volume Harian (lot)									
Daily Volume Average (lots)	3,401736	3,30088	-0,100856	6,512967	8,446392	1,933425	3	3	0
Volume Tertinggi (lot)									
High Volume (lots)	10	10	0	20	30	10	3	3	0
Volume Terendah (Lot)									
Low Volume (lots)	1	1	0	1	1	0	3	3	0
Harga Tertinggi (Rp)									
High Price (Rp)	11040	11170	130	10950	10980	30	35800	33560	-2240
Harga Terendah (Rp)									
Low Price (Rp)	8820	9950	1130	9100	10390	1290	31840	29490	-2350
Rata-rata Harga Harian (Rp)									
Daily Price Average (Rp)	9982,249999	10662,36775	680,117751	10092,19948	10679,42989	587,230415	33861,36364	31636,66667	-2224,696969

Perbandingan Volume  
Transaksi Per Bulan



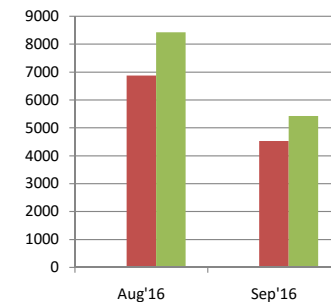
■ Olein (OLE) ■ Olein (OLE10) ■ Kakao/Cocoa (CC5)

Kontrak(Contract) / Bulan(Month)	Crud Palm Oil (CPOTR) ICDX				Olein (OLEINTR) ICDX			
	Sep'16	Oct'16	Nov'16	Dec'16	Sep'16	Oct'16	Nov'16	Dec'16
Uraian (Items)								
Hari Perdagangan (hari)	22	22	22	22	22	22	22	22
Trading Days (days)								
Volume Transaksi (lot)	1320	9504	19800	14080	22	22		
Volume (Lots)								
Rata-rata Volume Harian (lot)	60	432	900	640	1	1		
Daily Volume Average (lots)								
Volume Tertinggi (lot)	60	432	900	640	1	1		
High Volume (lots)								
Volume Terendah (Lot)	60	432	900	640	1	1		
Low Volume (lots)								
Harga Tertinggi (Rp)	9480	9585	8885	8895	9860	9915	9215	9225
High Price (Rp)								
Harga Terendah (Rp)	9480	9585	8885	8895	9860	9915	9215	9225
Low Price (Rp)								
Rata-rata Harga Harian (Rp)	9480	9585	8885	8895	9860	9915	9215	9225
Daily Price Average (Rp)								



Kontrak(Contract) / Bulan(Month)	Emas/Gold (GOL) Jakarta Futures Exchange (JFX)			Emas/Gold (GOL100) Jakarta Futures Exchange (JFX)			Emas/Gold (GOL250) Jakarta Futures Exchange (JFX)		
	Aug'16	Sep'16	Perubahan/Change	Aug'16	Sep'16	Perubahan/Change	Aug'16	Sep'16	Perubahan/Change
Uraian (Items)									
Hari Perdagangan (hari)	0	0	0	22	18	-4	22	18	-4
Trading Days (days)									
Volume Transaksi (lot)	0	0	0	6872	4533	-2339	8428	5426	-3002
Volume (Lots)									
Rata-rata Volume Harian (lot)	0	0	0	2,387734	2,824615	0,436881	2,255974	2,259924	0,00395
Daily Volume Average (lots)									
Volume Tertinggi (lot)	0	0	0	20	20	0	10	10	0
High Volume (lots)									
Volume Terendah (Lot)	0	0	0	1	1	0	1	1	0
Low Volume (lots)									
Harga Tertinggi (Rp)	0	0	0	586100	580000	-6100	586200	579400	-6800
High Price (Rp)									
Harga Terendah (Rp)	0	0	0	569100	557900	-11200	568100	561100	-7000
Low Price (Rp)									
Rata-rata Harga Harian (Rp)	0	0	0	576617,9169	569922,3383	-6695,578558	576051,9977	569324,8791	-6727,118584
Daily Price Average (Rp)									

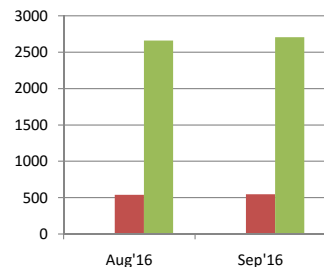
Perbandingan Volume  
Transaksi Per Bulan



■ Emas/Gold (GOL) ■ Emas/Gold (GOL100)  
■ Emas/Gold (GOL250)

Kontrak(Contract) / Bulan(Month)	Gulir Emas/Rolling Gold (KGE) Jakarta Futures Exchange (JFX)			Gulir Emas/Rolling Gold (KGEUSD) Jakarta Futures Exchange (JFX)			Gulir Indeks Emas/Rolling Gold Index (KIE) Jakarta Futures Exchange (JFX)		
	Aug'16	Sep'16	Perubahan/Ch ange	Aug'16	Sep'16	Perubahan/Ch ange	Aug'16	Sep'16	Perubahan/Ch ange
Uraian (Items)									
Hari Perdagangan (hari)	0	0	0	3	4	1	6	6	0
Trading Days (days)									
Volume Transaksi (lot)	0	0	0	540	545	5	2661	2706	45
Volume (Lots)									
Rata-rata Volume Harian (lot)	0	0	0	22,777778	12,820513	-9,957265	17,309524	15,84	-1,469524
Daily Volume Average (lots)									
Volume Tertinggi (lot)	0	0	0	25	20	-5	50	50	0
High Volume (lots)									
Volume Terendah (Lot)	0	0	0	10	2	-8	1	1	0
Low Volume (lots)									
Harga Tertinggi (Rp)	0	0	0	1354,9	1339,8	-15,1	13235	13215	-20
High Price (Rp)									
Harga Terendah (Rp)	0	0	0	1332,6	1325	-7,6	13065	13100	35
Low Price (Rp)									
Rata-rata Harga Harian (Rp)	0	0	0	1344,224722	1334,877789	-9,346933	13157,31399	13160,4	3,086012
Daily Price Average (Rp)									

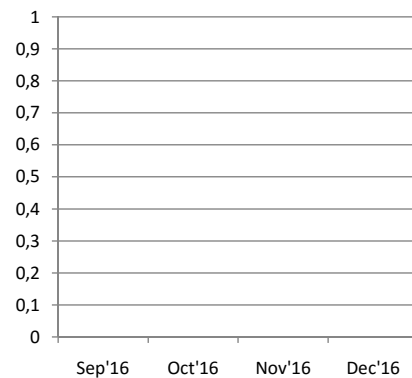
### Perbandingan Volume Transaksi Per Bulan



- Gulir Emas/Rolling Gold (KGE)
- Gulir Emas/Rolling Gold (KGEUSD)
- Gulir Indeks Emas/Rolling Gold Index (KIE)

Kontrak(Contract) / Bulan(Month)	Gold (GOLDGR) ICDX				Gold (GOLDID) ICDX	Gold (GOLDUD) ICDX
	Sep'16	Oct'16	Nov'16	Dec'16	Sep'16	Sep'16
Uraian (Items)						
Hari Perdagangan (hari)	22	22	22	22	22	22
Trading Days (days)						
Volume Transaksi (lot)						
Volume (Lots)						
Rata-rata Volume Harian (lot)						
Daily Volume Average (lots)						
Volume Tertinggi (lot)						
High Volume (lots)						
Volume Terendah (Lot)						
Low Volume (lots)						
Harga Tertinggi (Rp)						
High Price (Rp)	566000	568900	572200	576000	1313,6	1313,6
Harga Terendah (Rp)						
Low Price (Rp)	566000	568900	572200	576000	1313,6	1313,6
Rata-rata Harga Harian (Rp)						
Daily Price Average (Rp)	566000	568900	572200	576000	1313,6	1313,6

## Perbandingan Volume Transaksi Per Bulan



■ Gold (GOLDGR) ■ Gold (GOLDID) ■ Gold (GOLDUD)

Harga Bulanan / Monthly Prices

**GOLD (GOLDGR)**

**Indonesia Commodity & Derivatives Exchange (ICDX)**

September / September'2016

	Sep'16	Oct'16	Nov'16	Dec'16
	(Rp/Kg)	(Rp/Kg)	(Rp/Kg)	(Rp/Kg)
PembukaanOpen				
TertinggiHigh				
Terendahlow				
PenutupanSettlement	566000	568900	572200	576000

Harga Bulanan / Monthly Prices

Jakarta Futures Exchange (JFX) dan Indonesia Commodity & Derivatives Exchange (ICDX)

September / September'2016

Bulan Penyerahan) / Delevery	Oct16							
	Emas / Gold (GOL)	Emas / Gold (GOL100)	Emas / Gold (GOL250)	Gulir Emas / Rolling Gold (KGE)	Gulir Emas / Rolling Gold (KGEUSD)	Gulir Emas Index / Rolling Gold Index(KIE)	Tanda Serah Emas (GOLDUD)	Tanda Serah Emas (GOLDID)
Month	Rp/gr	Rp/gr	Rp/gr	Rp/gr	USD/T.Once/gr	Point	Rp/gr	Rp/gr
PembukaanOpen		569486,8421	569134,2105	0	0	0	0	0
TertinggiHigh		571947,3684	571536,8421	0	0	0	0	0
Terendahlow		568192,1053	567681,5789	0	0	0	0	0
PenutupanSettlement	568300	569038,6364	569243,1818	0	0	0	0	0

## Harga Bulanan / Monthly Prices

### RED PALM OLEIN (OLEINTR)

#### Indonesia Commodity & Derivatives Exchange (ICDX)

September / September'2016

	Sep'16	Oct'16	Nov'16	Dec'16
	(Rp/Kg)	(Rp/Kg)	(Rp/Kg)	(Rp/Kg)
PembukaanOpen	9860	9590		
TertinggiHigh	9860	9590		
Terendahlow	9860	9590		
PenutupanSettlement	9860	9915	9215	9225



### Harga Bulanan / Monthly Prices

CRUD PALM OIL (CPOTR)				
Indonesia Commodity & Derivatives Exchange (ICDX)				

September / September'2016

Bulan Penyerahan	Sep'16	Oct'16	Nov'16	Dec'16
	(Rp/Kg)	(Rp/Kg)	(Rp/Kg)	(Rp/Kg)
PembukaanOpen	9465	9195	8735	8735
TertinggiHigh	9625	9370	8965	8980
Terendahlow	9395	9115	8690	8715
PenutupanSettlement	9480	9585	8885	8895

Harga Bulanan / Monthly Prices

**COCOA (CC5)**

**Jakarta Futures Exchange (JFX)**

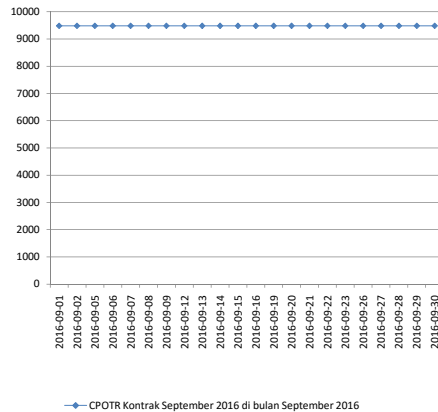
September / September'2016

	Sep'16	Oct'16	Nov'16	Dec'16
Bulan Penyerahan	(Rp/Kg)	(Rp/Kg)	(Rp/Kg)	(Rp/Kg)
PembukaanOpen	31907,78	0	0	31717
TertinggiHigh	31907,78	0	0	31717
Terendahlow	31907,78	0	0	31717
PenutupanSettlement	32130	0	0	31816,36

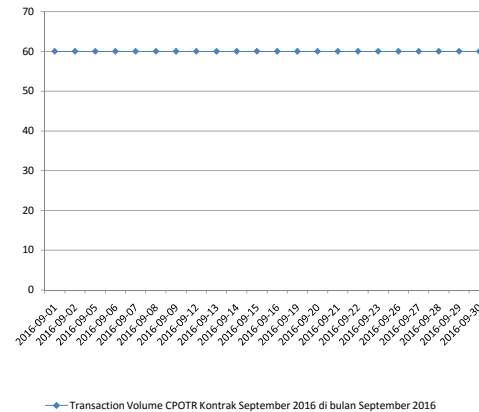
**Informasi Harga Harian dari Bursa Komoditi Derivatif Indonesia**  
**CPOTR Kontrak September 2016 di bulan September 2016**

Date	Contract Prices (IDR)							Transaction	Open interest
	Previous	Open	High	Low	Last	Settlement	Change		
2016-09-01	9605	9465	9625	9395	9480	9480	-125	60	
2016-09-02	9605	9465	9625	9395	9480	9480	-125	60	
2016-09-05	9605	9465	9625	9395	9480	9480	-125	60	
2016-09-06	9605	9465	9625	9395	9480	9480	-125	60	
2016-09-07	9605	9465	9625	9395	9480	9480	-125	60	
2016-09-08	9605	9465	9625	9395	9480	9480	-125	60	
2016-09-09	9605	9465	9625	9395	9480	9480	-125	60	
2016-09-12	9605	9465	9625	9395	9480	9480	-125	60	
2016-09-13	9605	9465	9625	9395	9480	9480	-125	60	
2016-09-14	9605	9465	9625	9395	9480	9480	-125	60	
2016-09-15	9605	9465	9625	9395	9480	9480	-125	60	
2016-09-16	9605	9465	9625	9395	9480	9480	-125	60	
2016-09-19	9605	9465	9625	9395	9480	9480	-125	60	
2016-09-20	9605	9465	9625	9395	9480	9480	-125	60	
2016-09-21	9605	9465	9625	9395	9480	9480	-125	60	
2016-09-22	9605	9465	9625	9395	9480	9480	-125	60	
2016-09-23	9605	9465	9625	9395	9480	9480	-125	60	
2016-09-26	9605	9465	9625	9395	9480	9480	-125	60	
2016-09-27	9605	9465	9625	9395	9480	9480	-125	60	
2016-09-28	9605	9465	9625	9395	9480	9480	-125	60	
2016-09-29	9605	9465	9625	9395	9480	9480	-125	60	
2016-09-30	9605	9465	9625	9395	9480	9480	-125	60	

CPOTR Kontrak September 2016 di bulan  
September 2016



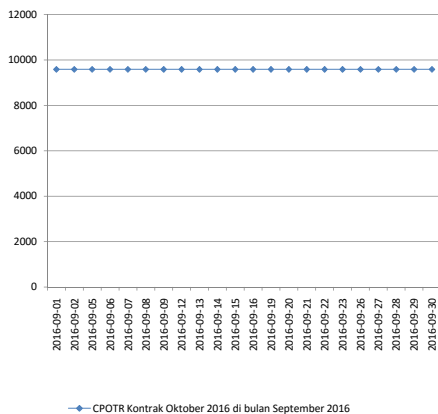
Transaction Volume CPOTR Kontrak September  
2016 di bulan September 2016



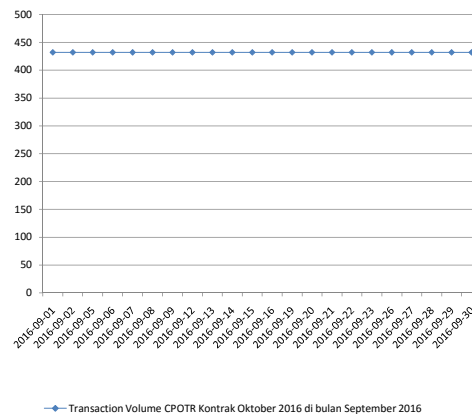
**Informasi Harga Harian dari Bursa Komoditi Derivatif Indonesia**  
**CPOTR Kontrak Oktober 2016 di bulan September 2016**

Date	Contract Prices (IDR)							Transaction	Open interest
	Previous	Open	High	Low	Last	Settlement	Change		
2016-09-01	9360	9195	9370	9115	9285	9585	225	432	
2016-09-02	9360	9195	9370	9115	9285	9585	225	432	
2016-09-05	9360	9195	9370	9115	9285	9585	225	432	
2016-09-06	9360	9195	9370	9115	9285	9585	225	432	
2016-09-07	9360	9195	9370	9115	9285	9585	225	432	
2016-09-08	9360	9195	9370	9115	9285	9585	225	432	
2016-09-09	9360	9195	9370	9115	9285	9585	225	432	
2016-09-12	9360	9195	9370	9115	9285	9585	225	432	
2016-09-13	9360	9195	9370	9115	9285	9585	225	432	
2016-09-14	9360	9195	9370	9115	9285	9585	225	432	
2016-09-15	9360	9195	9370	9115	9285	9585	225	432	
2016-09-16	9360	9195	9370	9115	9285	9585	225	432	
2016-09-19	9360	9195	9370	9115	9285	9585	225	432	
2016-09-20	9360	9195	9370	9115	9285	9585	225	432	
2016-09-21	9360	9195	9370	9115	9285	9585	225	432	
2016-09-22	9360	9195	9370	9115	9285	9585	225	432	
2016-09-23	9360	9195	9370	9115	9285	9585	225	432	
2016-09-26	9360	9195	9370	9115	9285	9585	225	432	
2016-09-27	9360	9195	9370	9115	9285	9585	225	432	
2016-09-28	9360	9195	9370	9115	9285	9585	225	432	
2016-09-29	9360	9195	9370	9115	9285	9585	225	432	
2016-09-30	9360	9195	9370	9115	9285	9585	225	432	

CPOTR Kontrak Oktober 2016 di bulan  
September 2016



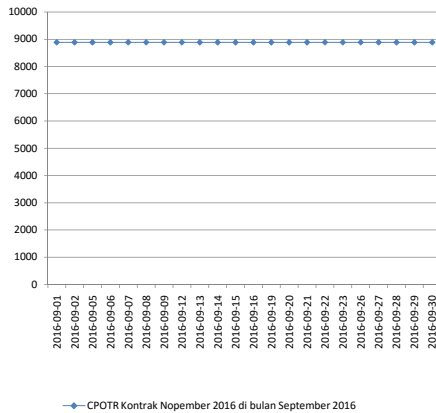
Transaction Volume CPOTR Kontrak Oktober  
2016 di bulan September 2016



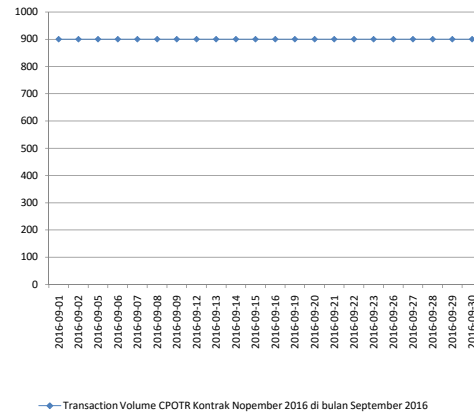
**Informasi Harga Harian dari Bursa Komoditi Derivatif Indonesia**  
**CPOTR Kontrak Nopember 2016 di bulan September 2016**

Date	Contract Prices (IDR)							Transaction	Open interest
	Previous	Open	High	Low	Last	Settlement	Change		
2016-09-01	8905	8735	8965	8690	8885	8885	-20	900	
2016-09-02	8905	8735	8965	8690	8885	8885	-20	900	
2016-09-05	8905	8735	8965	8690	8885	8885	-20	900	
2016-09-06	8905	8735	8965	8690	8885	8885	-20	900	
2016-09-07	8905	8735	8965	8690	8885	8885	-20	900	
2016-09-08	8905	8735	8965	8690	8885	8885	-20	900	
2016-09-09	8905	8735	8965	8690	8885	8885	-20	900	
2016-09-12	8905	8735	8965	8690	8885	8885	-20	900	
2016-09-13	8905	8735	8965	8690	8885	8885	-20	900	
2016-09-14	8905	8735	8965	8690	8885	8885	-20	900	
2016-09-15	8905	8735	8965	8690	8885	8885	-20	900	
2016-09-16	8905	8735	8965	8690	8885	8885	-20	900	
2016-09-19	8905	8735	8965	8690	8885	8885	-20	900	
2016-09-20	8905	8735	8965	8690	8885	8885	-20	900	
2016-09-21	8905	8735	8965	8690	8885	8885	-20	900	
2016-09-22	8905	8735	8965	8690	8885	8885	-20	900	
2016-09-23	8905	8735	8965	8690	8885	8885	-20	900	
2016-09-26	8905	8735	8965	8690	8885	8885	-20	900	
2016-09-27	8905	8735	8965	8690	8885	8885	-20	900	
2016-09-28	8905	8735	8965	8690	8885	8885	-20	900	
2016-09-29	8905	8735	8965	8690	8885	8885	-20	900	
2016-09-30	8905	8735	8965	8690	8885	8885	-20	900	

CPOTR Kontrak Nopember 2016 di bulan  
September 2016



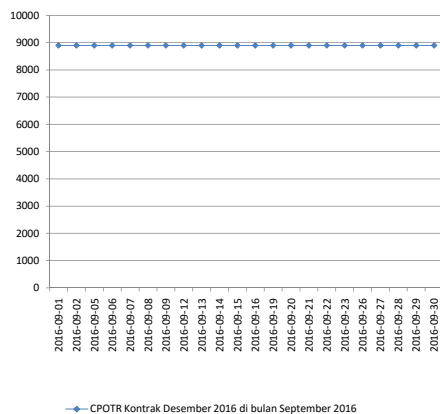
Transaction Volume CPOTR Kontrak Nopember  
2016 di bulan September 2016



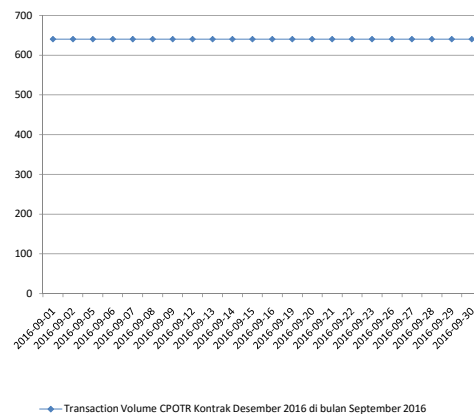
**Informasi Harga Harian dari Bursa Komoditi Derivatif Indonesia  
CPOTR Kontrak Desember 2016 di bulan September 2016**

Date	Contract Prices (IDR)							Transacti on	Open interest
	Previous	Open	High	Low	Last	Settlement	Change		
2016-09-01	8905	8735	8980	8715	8895	8895	-10	640	
2016-09-02	8905	8735	8980	8715	8895	8895	-10	640	
2016-09-05	8905	8735	8980	8715	8895	8895	-10	640	
2016-09-06	8905	8735	8980	8715	8895	8895	-10	640	
2016-09-07	8905	8735	8980	8715	8895	8895	-10	640	
2016-09-08	8905	8735	8980	8715	8895	8895	-10	640	
2016-09-09	8905	8735	8980	8715	8895	8895	-10	640	
2016-09-12	8905	8735	8980	8715	8895	8895	-10	640	
2016-09-13	8905	8735	8980	8715	8895	8895	-10	640	
2016-09-14	8905	8735	8980	8715	8895	8895	-10	640	
2016-09-15	8905	8735	8980	8715	8895	8895	-10	640	
2016-09-16	8905	8735	8980	8715	8895	8895	-10	640	
2016-09-19	8905	8735	8980	8715	8895	8895	-10	640	
2016-09-20	8905	8735	8980	8715	8895	8895	-10	640	
2016-09-21	8905	8735	8980	8715	8895	8895	-10	640	
2016-09-22	8905	8735	8980	8715	8895	8895	-10	640	
2016-09-23	8905	8735	8980	8715	8895	8895	-10	640	
2016-09-26	8905	8735	8980	8715	8895	8895	-10	640	
2016-09-27	8905	8735	8980	8715	8895	8895	-10	640	
2016-09-28	8905	8735	8980	8715	8895	8895	-10	640	
2016-09-29	8905	8735	8980	8715	8895	8895	-10	640	
2016-09-30	8905	8735	8980	8715	8895	8895	-10	640	

CPOTR Kontrak Desember 2016 di bulan  
September 2016



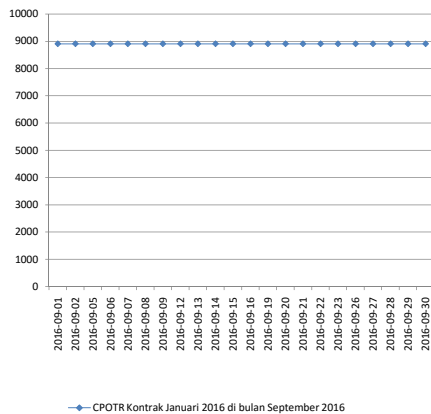
Transaction Volume CPOTR Kontrak Desember  
2016 di bulan September 2016



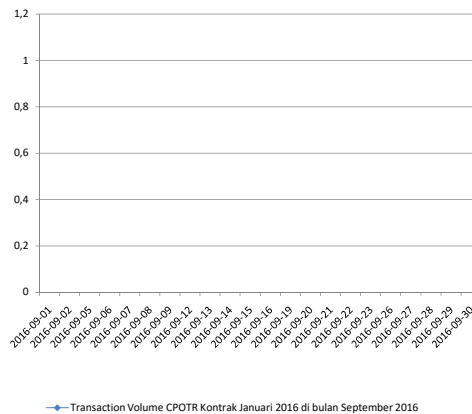
**Informasi Harga Harian dari Bursa Komoditi Derivatif Indonesia**  
**CPOTR Kontrak Januari 2016 di bulan September 2016**

Date	Contract Prices (IDR)							Transacti on	Open interest
	Previous	Open	High	Low	Last	Settlement	Change		
2016-09-01	8905					8905	0		
2016-09-02	8905					8905	0		
2016-09-05	8905					8905	0		
2016-09-06	8905					8905	0		
2016-09-07	8905					8905	0		
2016-09-08	8905					8905	0		
2016-09-09	8905					8905	0		
2016-09-12	8905					8905	0		
2016-09-13	8905					8905	0		
2016-09-14	8905					8905	0		
2016-09-15	8905					8905	0		
2016-09-16	8905					8905	0		
2016-09-19	8905					8905	0		
2016-09-20	8905					8905	0		
2016-09-21	8905					8905	0		
2016-09-22	8905					8905	0		
2016-09-23	8905					8905	0		
2016-09-26	8905					8905	0		
2016-09-27	8905					8905	0		
2016-09-28	8905					8905	0		
2016-09-29	8905					8905	0		
2016-09-30	8905					8905	0		

**CPOTR Kontrak Januari 2016 di bulan  
September 2016**



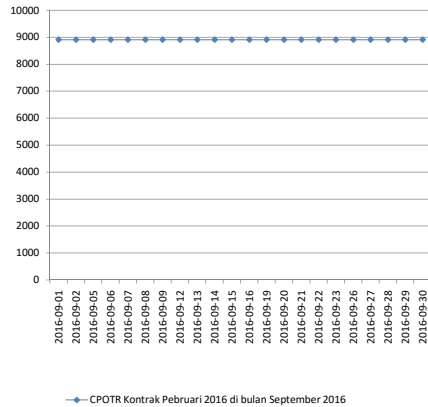
**Transaction Volume CPOTR Kontrak Januari 2016  
di bulan September 2016**



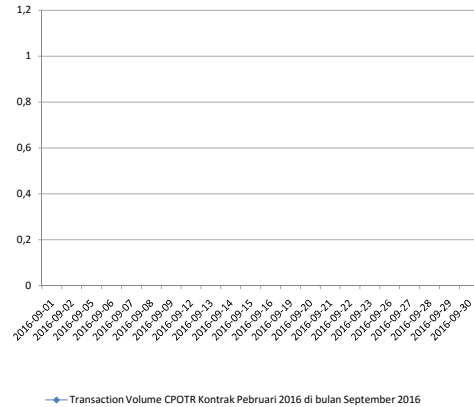
**Informasi Harga Harian dari Bursa Komoditi Derivatif Indonesia**  
**CPOTR Kontrak Pebruari 2016 di bulan September 2016**

Date	Contract Prices (IDR)							Transacti on	Open interest
	Previous	Open	High	Low	Last	Settlement	Change		
2016-09-01	8905					8905	0		
2016-09-02	8905					8905	0		
2016-09-05	8905					8905	0		
2016-09-06	8905					8905	0		
2016-09-07	8905					8905	0		
2016-09-08	8905					8905	0		
2016-09-09	8905					8905	0		
2016-09-12	8905					8905	0		
2016-09-13	8905					8905	0		
2016-09-14	8905					8905	0		
2016-09-15	8905					8905	0		
2016-09-16	8905					8905	0		
2016-09-19	8905					8905	0		
2016-09-20	8905					8905	0		
2016-09-21	8905					8905	0		
2016-09-22	8905					8905	0		
2016-09-23	8905					8905	0		
2016-09-26	8905					8905	0		
2016-09-27	8905					8905	0		
2016-09-28	8905					8905	0		
2016-09-29	8905					8905	0		
2016-09-30	8905					8905	0		

**CPOTR Kontrak Pebruari 2016 di bulan  
September 2016**



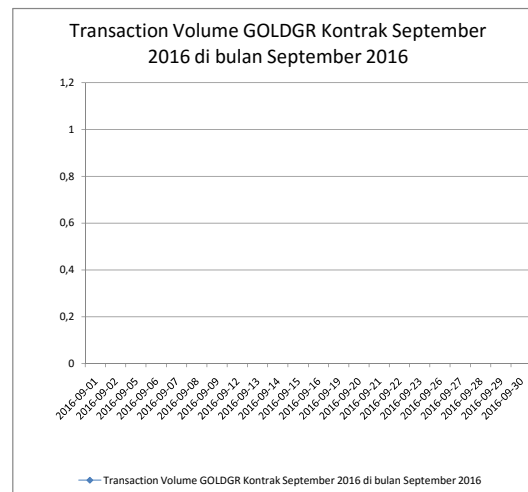
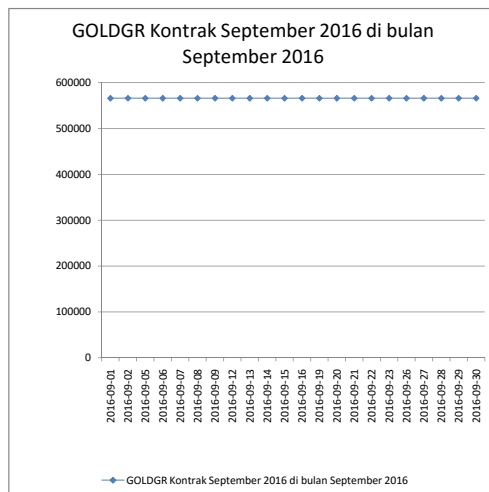
**Transaction Volume CPOTR Kontrak Pebruari  
2016 di bulan September 2016**





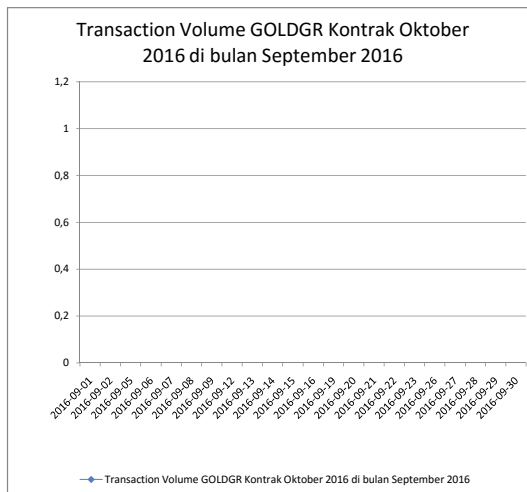
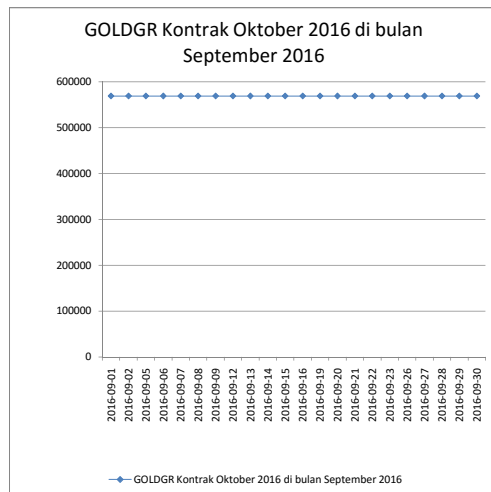
**Informasi Harga Harian dari Bursa Komoditi Derivatif Indonesia**  
**GOLDGR Kontrak September 2016 di bulan September 2016**

Date	Contract Prices (IDR)							Transaction	Open interest
	Previous	Open	High	Low	Last	Settlement	Change		
2016-09-01	567400					566000	-1400		
2016-09-02	567400					566000	-1400		
2016-09-05	567400					566000	-1400		
2016-09-06	567400					566000	-1400		
2016-09-07	567400					566000	-1400		
2016-09-08	567400					566000	-1400		
2016-09-09	567400					566000	-1400		
2016-09-12	567400					566000	-1400		
2016-09-13	567400					566000	-1400		
2016-09-14	567400					566000	-1400		
2016-09-15	567400					566000	-1400		
2016-09-16	567400					566000	-1400		
2016-09-19	567400					566000	-1400		
2016-09-20	567400					566000	-1400		
2016-09-21	567400					566000	-1400		
2016-09-22	567400					566000	-1400		
2016-09-23	567400					566000	-1400		
2016-09-26	567400					566000	-1400		
2016-09-27	567400					566000	-1400		
2016-09-28	567400					566000	-1400		
2016-09-29	567400					566000	-1400		
2016-09-30	567400					566000	-1400		



**Informasi Harga Harian dari Bursa Komoditi Derivatif Indonesia  
GOLDGR Kontrak Oktober 2016 di bulan September 2016**

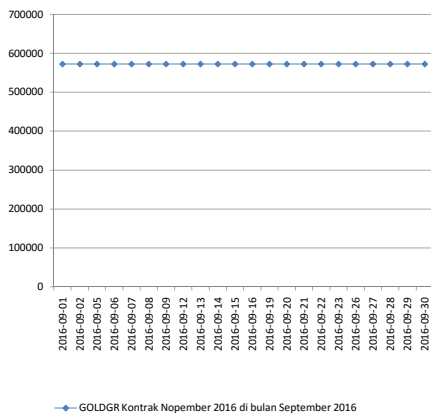
Date	Contract Prices (IDR)							Transacti on	Open interest
	Previous	Open	High	Low	Last	Settlement	Change		
2016-09-01	570700					568900	-1800		
2016-09-02	570700					568900	-1800		
2016-09-05	570700					568900	-1800		
2016-09-06	570700					568900	-1800		
2016-09-07	570700					568900	-1800		
2016-09-08	570700					568900	-1800		
2016-09-09	570700					568900	-1800		
2016-09-12	570700					568900	-1800		
2016-09-13	570700					568900	-1800		
2016-09-14	570700					568900	-1800		
2016-09-15	570700					568900	-1800		
2016-09-16	570700					568900	-1800		
2016-09-19	570700					568900	-1800		
2016-09-20	570700					568900	-1800		
2016-09-21	570700					568900	-1800		
2016-09-22	570700					568900	-1800		
2016-09-23	570700					568900	-1800		
2016-09-26	570700					568900	-1800		
2016-09-27	570700					568900	-1800		
2016-09-28	570700					568900	-1800		
2016-09-29	570700					568900	-1800		
2016-09-30	570700					568900	-1800		



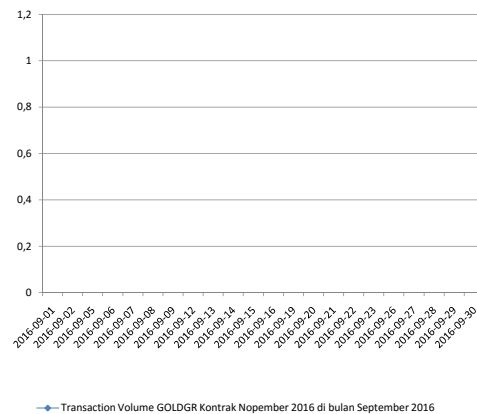
**Informasi Harga Harian dari Bursa Komoditi Derivatif Indonesia**  
**GOLDGR Kontrak Nopember 2016 di bulan September 2016**

Date	Contract Prices (IDR)							Transaction	Open interest
	Previous	Open	High	Low	Last	Settlement	Change		
2016-09-01	574400					572200	-2200		
2016-09-02	574400					572200	-2200		
2016-09-05	574400					572200	-2200		
2016-09-06	574400					572200	-2200		
2016-09-07	574400					572200	-2200		
2016-09-08	574400					572200	-2200		
2016-09-09	574400					572200	-2200		
2016-09-12	574400					572200	-2200		
2016-09-13	574400					572200	-2200		
2016-09-14	574400					572200	-2200		
2016-09-15	574400					572200	-2200		
2016-09-16	574400					572200	-2200		
2016-09-19	574400					572200	-2200		
2016-09-20	574400					572200	-2200		
2016-09-21	574400					572200	-2200		
2016-09-22	574400					572200	-2200		
2016-09-23	574400					572200	-2200		
2016-09-26	574400					572200	-2200		
2016-09-27	574400					572200	-2200		
2016-09-28	574400					572200	-2200		
2016-09-29	574400					572200	-2200		
2016-09-30	574400					572200	-2200		

**GOLDGR Kontrak Nopember 2016 di bulan  
September 2016**



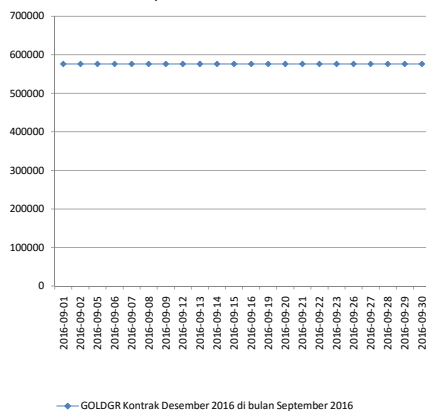
**Transaction Volume GOLDGR Kontrak Nopember  
2016 di bulan September 2016**



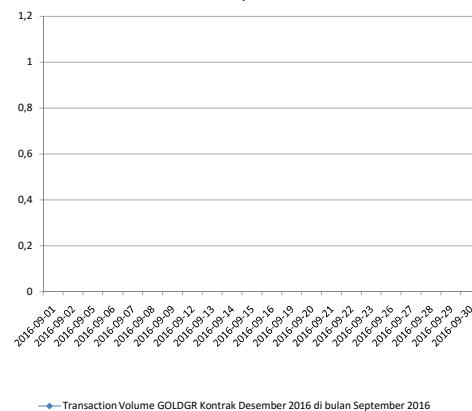
**Informasi Harga Harian dari Bursa Komoditi Derivatif Indonesia**  
**GOLDGR Kontrak Desember 2016 di bulan September 2016**

Date	Contract Prices (IDR)							Transacti on	Open interest
	Previous	Open	High	Low	Last	Settlement	Change		
2016-09-01	577900					576000	-1900		
2016-09-02	577900					576000	-1900		
2016-09-05	577900					576000	-1900		
2016-09-06	577900					576000	-1900		
2016-09-07	577900					576000	-1900		
2016-09-08	577900					576000	-1900		
2016-09-09	577900					576000	-1900		
2016-09-12	577900					576000	-1900		
2016-09-13	577900					576000	-1900		
2016-09-14	577900					576000	-1900		
2016-09-15	577900					576000	-1900		
2016-09-16	577900					576000	-1900		
2016-09-19	577900					576000	-1900		
2016-09-20	577900					576000	-1900		
2016-09-21	577900					576000	-1900		
2016-09-22	577900					576000	-1900		
2016-09-23	577900					576000	-1900		
2016-09-26	577900					576000	-1900		
2016-09-27	577900					576000	-1900		
2016-09-28	577900					576000	-1900		
2016-09-29	577900					576000	-1900		
2016-09-30	577900					576000	-1900		

**GOLDGR Kontrak Desember 2016 di bulan  
September 2016**

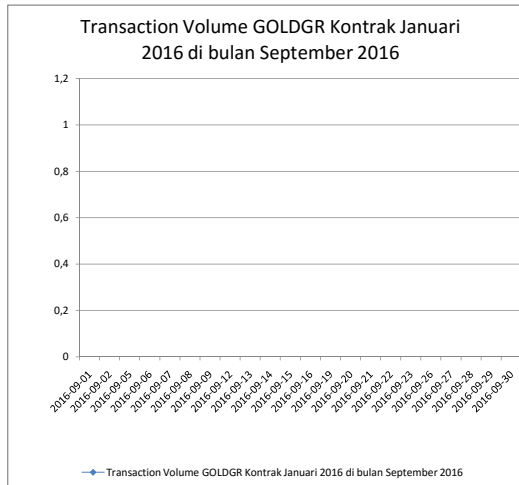
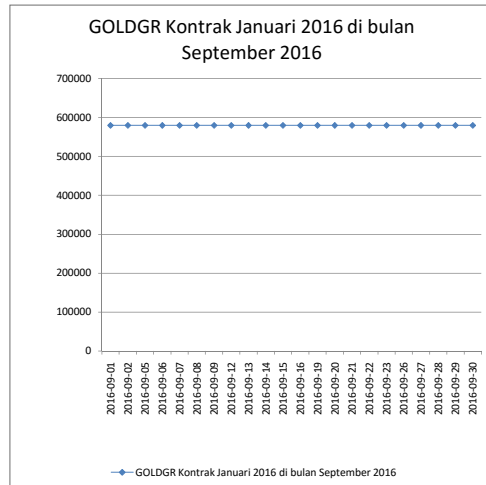


**Transaction Volume GOLDGR Kontrak Desember  
2016 di bulan September 2016**



**Informasi Harga Harian dari Bursa Komoditi Derivatif Indonesia**  
**GOLDGR Kontrak Januari 2016 di bulan September 2016**

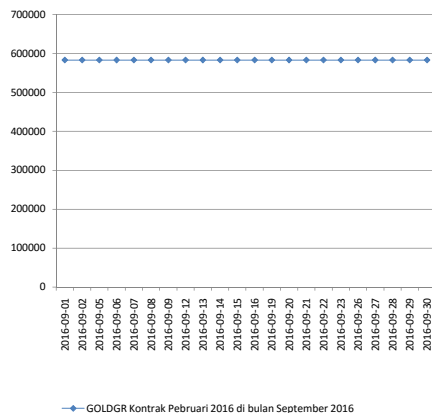
Date	Contract Prices (IDR)							Transaction	Open interest
	Previous	Open	High	Low	Last	Settlement	Change		
2016-09-01	581500					579500	-2000		
2016-09-02	581500					579500	-2000		
2016-09-05	581500					579500	-2000		
2016-09-06	581500					579500	-2000		
2016-09-07	581500					579500	-2000		
2016-09-08	581500					579500	-2000		
2016-09-09	581500					579500	-2000		
2016-09-12	581500					579500	-2000		
2016-09-13	581500					579500	-2000		
2016-09-14	581500					579500	-2000		
2016-09-15	581500					579500	-2000		
2016-09-16	581500					579500	-2000		
2016-09-19	581500					579500	-2000		
2016-09-20	581500					579500	-2000		
2016-09-21	581500					579500	-2000		
2016-09-22	581500					579500	-2000		
2016-09-23	581500					579500	-2000		
2016-09-26	581500					579500	-2000		
2016-09-27	581500					579500	-2000		
2016-09-28	581500					579500	-2000		
2016-09-29	581500					579500	-2000		
2016-09-30	581500					579500	-2000		



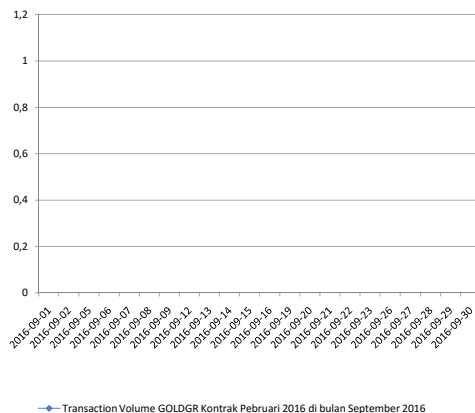
**Informasi Harga Harian dari Bursa Komoditi Derivatif Indonesia  
GOLDGR Kontrak Pebruari 2016 di bulan September 2016**

Date	Contract Prices (IDR)							Transacti on	Open interest
	Previous	Open	High	Low	Last	Settlement	Change		
2016-09-01	585100					583000	-2100		
2016-09-02	585100					583000	-2100		
2016-09-05	585100					583000	-2100		
2016-09-06	585100					583000	-2100		
2016-09-07	585100					583000	-2100		
2016-09-08	585100					583000	-2100		
2016-09-09	585100					583000	-2100		
2016-09-12	585100					583000	-2100		
2016-09-13	585100					583000	-2100		
2016-09-14	585100					583000	-2100		
2016-09-15	585100					583000	-2100		
2016-09-16	585100					583000	-2100		
2016-09-19	585100					583000	-2100		
2016-09-20	585100					583000	-2100		
2016-09-21	585100					583000	-2100		
2016-09-22	585100					583000	-2100		
2016-09-23	585100					583000	-2100		
2016-09-26	585100					583000	-2100		
2016-09-27	585100					583000	-2100		
2016-09-28	585100					583000	-2100		
2016-09-29	585100					583000	-2100		
2016-09-30	585100					583000	-2100		

**GOLDGR Kontrak Pebruari 2016 di bulan  
September 2016**



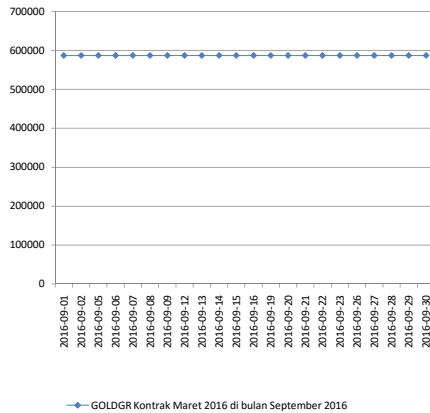
**Transaction Volume GOLDGR Kontrak Pebruari  
2016 di bulan September 2016**



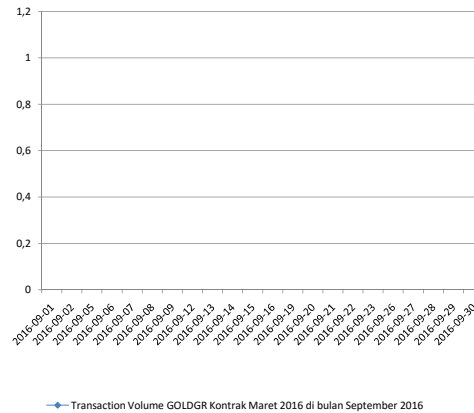
**Informasi Harga Harian dari Bursa Komoditi Derivatif Indonesia**  
**GOLDGR Kontrak Maret 2016 di bulan September 2016**

Date	Contract Prices (IDR)							Transacti on	Open interest
	Previous	Open	High	Low	Last	Settlement	Change		
2016-09-01	588700					586700	-2000		
2016-09-02	588700					586700	-2000		
2016-09-05	588700					586700	-2000		
2016-09-06	588700					586700	-2000		
2016-09-07	588700					586700	-2000		
2016-09-08	588700					586700	-2000		
2016-09-09	588700					586700	-2000		
2016-09-12	588700					586700	-2000		
2016-09-13	588700					586700	-2000		
2016-09-14	588700					586700	-2000		
2016-09-15	588700					586700	-2000		
2016-09-16	588700					586700	-2000		
2016-09-19	588700					586700	-2000		
2016-09-20	588700					586700	-2000		
2016-09-21	588700					586700	-2000		
2016-09-22	588700					586700	-2000		
2016-09-23	588700					586700	-2000		
2016-09-26	588700					586700	-2000		
2016-09-27	588700					586700	-2000		
2016-09-28	588700					586700	-2000		
2016-09-29	588700					586700	-2000		
2016-09-30	588700					586700	-2000		

**GOLDGR Kontrak Maret 2016 di bulan  
September 2016**



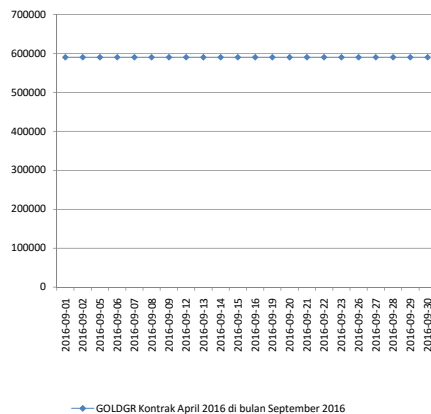
**Transaction Volume GOLDGR Kontrak Maret  
2016 di bulan September 2016**



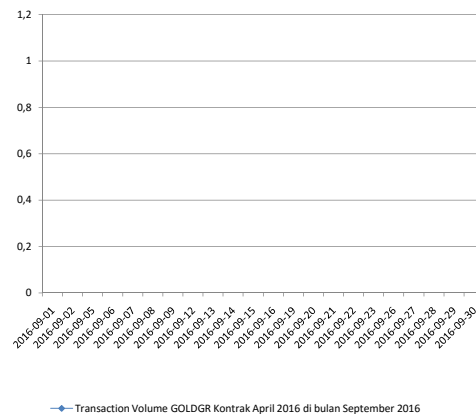
**Informasi Harga Harian dari Bursa Komoditi Derivatif Indonesia  
GOLDGR Kontrak April 2016 di bulan September 2016**

Date	Contract Prices (IDR)							Transacti on	Open interest
	Previous	Open	High	Low	Last	Settlement	Change		
2016-09-01	592300					590300	-2000		
2016-09-02	592300					590300	-2000		
2016-09-05	592300					590300	-2000		
2016-09-06	592300					590300	-2000		
2016-09-07	592300					590300	-2000		
2016-09-08	592300					590300	-2000		
2016-09-09	592300					590300	-2000		
2016-09-12	592300					590300	-2000		
2016-09-13	592300					590300	-2000		
2016-09-14	592300					590300	-2000		
2016-09-15	592300					590300	-2000		
2016-09-16	592300					590300	-2000		
2016-09-19	592300					590300	-2000		
2016-09-20	592300					590300	-2000		
2016-09-21	592300					590300	-2000		
2016-09-22	592300					590300	-2000		
2016-09-23	592300					590300	-2000		
2016-09-26	592300					590300	-2000		
2016-09-27	592300					590300	-2000		
2016-09-28	592300					590300	-2000		
2016-09-29	592300					590300	-2000		
2016-09-30	592300					590300	-2000		

**GOLDGR Kontrak April 2016 di bulan  
September 2016**



**Transaction Volume GOLDGR Kontrak April 2016  
di bulan September 2016**

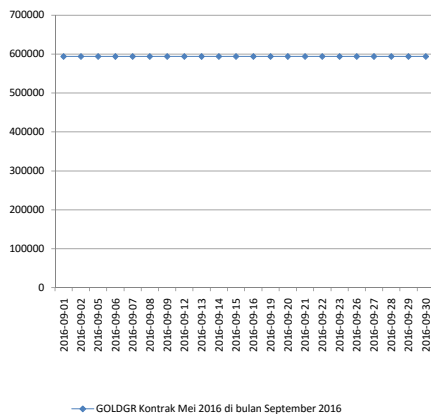




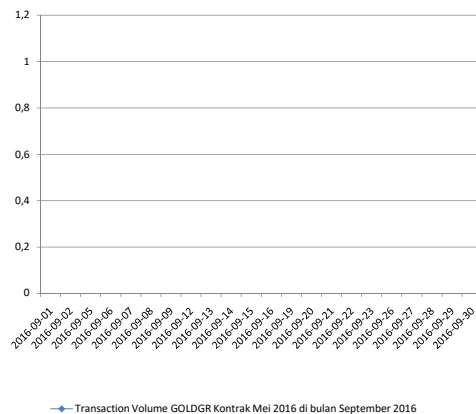
**Informasi Harga Harian dari Bursa Komoditi Derivatif Indonesia**  
**GOLDGR Kontrak Mei 2016 di bulan September 2016**

Date	Contract Prices (IDR)							Transacti on	Open interest
	Previous	Open	High	Low	Last	Settlement	Change		
2016-09-01	596000					593900	-2100		
2016-09-02	596000					593900	-2100		
2016-09-05	596000					593900	-2100		
2016-09-06	596000					593900	-2100		
2016-09-07	596000					593900	-2100		
2016-09-08	596000					593900	-2100		
2016-09-09	596000					593900	-2100		
2016-09-12	596000					593900	-2100		
2016-09-13	596000					593900	-2100		
2016-09-14	596000					593900	-2100		
2016-09-15	596000					593900	-2100		
2016-09-16	596000					593900	-2100		
2016-09-19	596000					593900	-2100		
2016-09-20	596000					593900	-2100		
2016-09-21	596000					593900	-2100		
2016-09-22	596000					593900	-2100		
2016-09-23	596000					593900	-2100		
2016-09-26	596000					593900	-2100		
2016-09-27	596000					593900	-2100		
2016-09-28	596000					593900	-2100		
2016-09-29	596000					593900	-2100		
2016-09-30	596000					593900	-2100		

**GOLDGR Kontrak Mei 2016 di bulan  
September 2016**

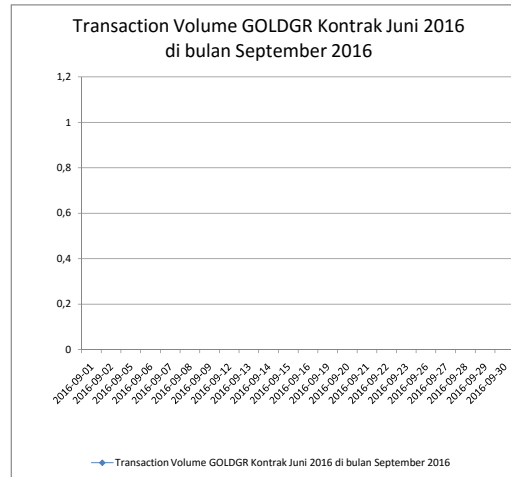
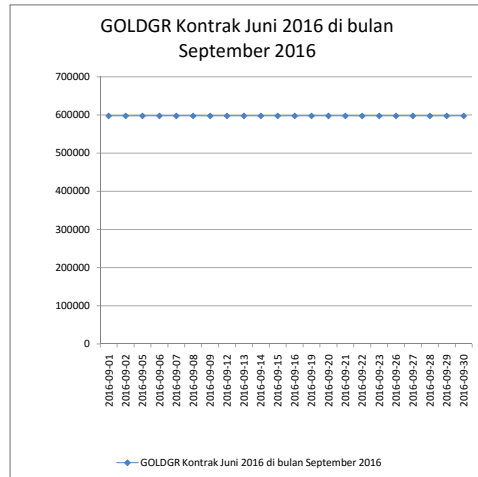


**Transaction Volume GOLDGR Kontrak Mei 2016  
di bulan September 2016**



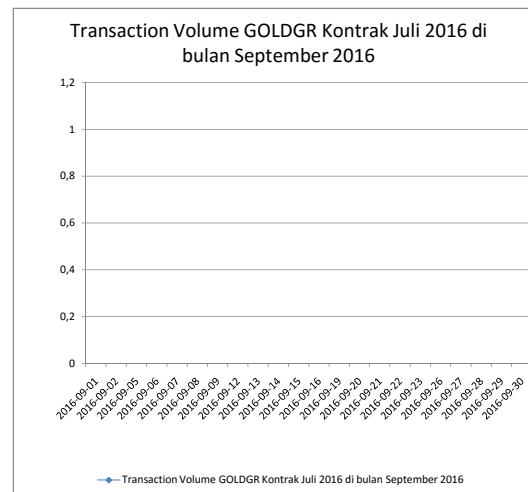
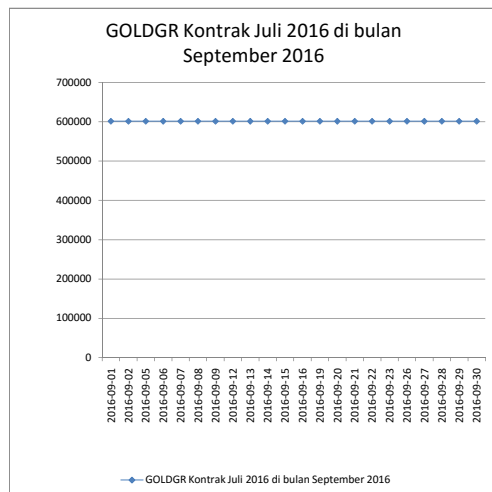
**Informasi Harga Harian dari Bursa Komoditi Derivatif Indonesia**  
**GOLDGR Kontrak Juni 2016 di bulan September 2016**

Date	Contract Prices (IDR)							Transaction	Open Interest
	Previous	Open	High	Low	Last	Settlement	Change		
2016-09-01	599700					597600	-2100		
2016-09-02	599700					597600	-2100		
2016-09-05	599700					597600	-2100		
2016-09-06	599700					597600	-2100		
2016-09-07	599700					597600	-2100		
2016-09-08	599700					597600	-2100		
2016-09-09	599700					597600	-2100		
2016-09-12	599700					597600	-2100		
2016-09-13	599700					597600	-2100		
2016-09-14	599700					597600	-2100		
2016-09-15	599700					597600	-2100		
2016-09-16	599700					597600	-2100		
2016-09-19	599700					597600	-2100		
2016-09-20	599700					597600	-2100		
2016-09-21	599700					597600	-2100		
2016-09-22	599700					597600	-2100		
2016-09-23	599700					597600	-2100		
2016-09-26	599700					597600	-2100		
2016-09-27	599700					597600	-2100		
2016-09-28	599700					597600	-2100		
2016-09-29	599700					597600	-2100		
2016-09-30	599700					597600	-2100		



**Informasi Harga Harian dari Bursa Komoditi Derivatif Indonesia**  
**GOLDGR Kontrak Juli 2016 di bulan September 2016**

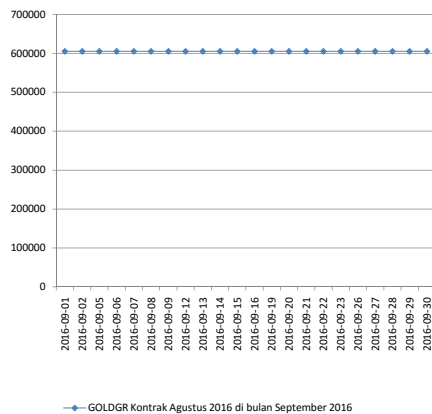
Date	Contract Prices (IDR)						Transaction	Open interest
	Previous	Open	High	Low	Last	Settlement		
2016-09-01	603400					601300	-2100	
2016-09-02	603400					601300	-2100	
2016-09-05	603400					601300	-2100	
2016-09-06	603400					601300	-2100	
2016-09-07	603400					601300	-2100	
2016-09-08	603400					601300	-2100	
2016-09-09	603400					601300	-2100	
2016-09-12	603400					601300	-2100	
2016-09-13	603400					601300	-2100	
2016-09-14	603400					601300	-2100	
2016-09-15	603400					601300	-2100	
2016-09-16	603400					601300	-2100	
2016-09-19	603400					601300	-2100	
2016-09-20	603400					601300	-2100	
2016-09-21	603400					601300	-2100	
2016-09-22	603400					601300	-2100	
2016-09-23	603400					601300	-2100	
2016-09-26	603400					601300	-2100	
2016-09-27	603400					601300	-2100	
2016-09-28	603400					601300	-2100	
2016-09-29	603400					601300	-2100	
2016-09-30	603400					601300	-2100	



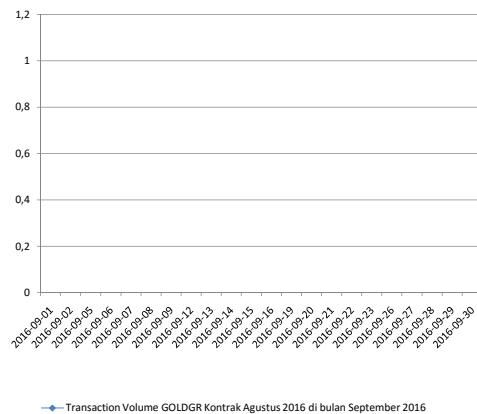
**Informasi Harga Harian dari Bursa Komoditi Derivatif Indonesia**  
**GOLDGR Kontrak Agustus 2016 di bulan September 2016**

Date	Contract Prices (IDR)							Transacti on	Open interest
	Previous	Open	High	Low	Last	Settlement	Change		
2016-09-01	603400					605000	1600		
2016-09-02	603400					605000	1600		
2016-09-05	603400					605000	1600		
2016-09-06	603400					605000	1600		
2016-09-07	603400					605000	1600		
2016-09-08	603400					605000	1600		
2016-09-09	603400					605000	1600		
2016-09-12	603400					605000	1600		
2016-09-13	603400					605000	1600		
2016-09-14	603400					605000	1600		
2016-09-15	603400					605000	1600		
2016-09-16	603400					605000	1600		
2016-09-19	603400					605000	1600		
2016-09-20	603400					605000	1600		
2016-09-21	603400					605000	1600		
2016-09-22	603400					605000	1600		
2016-09-23	603400					605000	1600		
2016-09-26	603400					605000	1600		
2016-09-27	603400					605000	1600		
2016-09-28	603400					605000	1600		
2016-09-29	603400					605000	1600		
2016-09-30	603400					605000	1600		

**GOLDGR Kontrak Agustus 2016 di bulan  
September 2016**



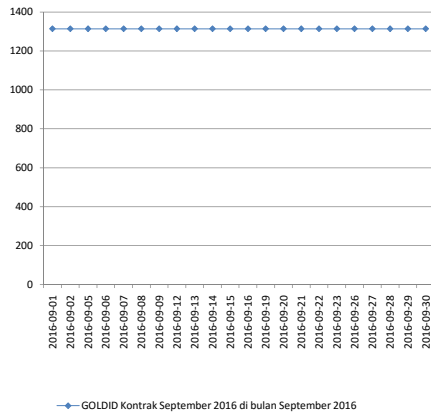
**Transaction Volume GOLDGR Kontrak Agustus  
2016 di bulan September 2016**



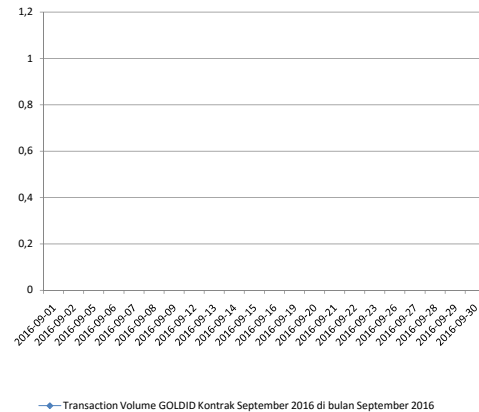
**Informasi Harga Harian dari Bursa Komoditi Derivatif Indonesia**  
**GOLDID Kontrak September 2016 di bulan September 2016**

Date	Contract Prices (IDR)							Transacti on	Open interest
	Previous	Open	High	Low	Last	Settlement	Change		
2016-09-01	1309,1					1313,6	4,5		3
2016-09-02	1309,1					1313,6	4,5		3
2016-09-05	1309,1					1313,6	4,5		3
2016-09-06	1309,1					1313,6	4,5		3
2016-09-07	1309,1					1313,6	4,5		3
2016-09-08	1309,1					1313,6	4,5		3
2016-09-09	1309,1					1313,6	4,5		3
2016-09-12	1309,1					1313,6	4,5		3
2016-09-13	1309,1					1313,6	4,5		3
2016-09-14	1309,1					1313,6	4,5		3
2016-09-15	1309,1					1313,6	4,5		3
2016-09-16	1309,1					1313,6	4,5		3
2016-09-19	1309,1					1313,6	4,5		3
2016-09-20	1309,1					1313,6	4,5		3
2016-09-21	1309,1					1313,6	4,5		3
2016-09-22	1309,1					1313,6	4,5		3
2016-09-23	1309,1					1313,6	4,5		3
2016-09-26	1309,1					1313,6	4,5		3
2016-09-27	1309,1					1313,6	4,5		3
2016-09-28	1309,1					1313,6	4,5		3
2016-09-29	1309,1					1313,6	4,5		3
2016-09-30	1309,1					1313,6	4,5		3

**GOLDID Kontrak September 2016 di bulan  
September 2016**



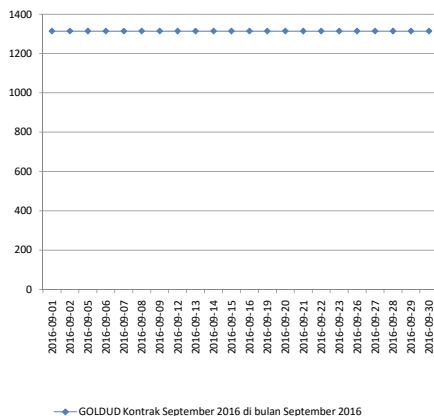
**Transaction Volume GOLDID Kontrak September  
2016 di bulan September 2016**



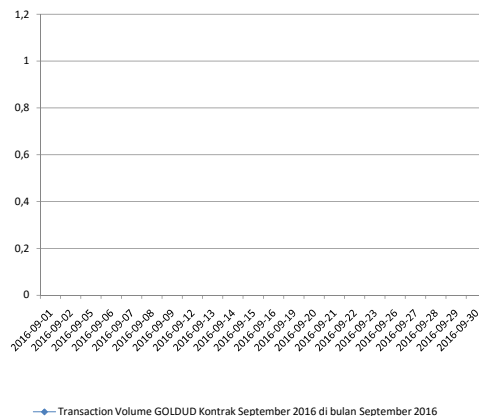
**Informasi Harga Harian dari Bursa Komoditi Derivatif Indonesia**  
**GOLDUD Kontrak September 2016 di bulan September 2016**

Date	Contract Prices (IDR)						Transacti on	Open interest
	Previous	Open	High	Low	Last	Settlement	Change	
2016-09-01	1309,1					1313,6	4,5	247
2016-09-02	1309,1					1313,6	4,5	247
2016-09-05	1309,1					1313,6	4,5	247
2016-09-06	1309,1					1313,6	4,5	247
2016-09-07	1309,1					1313,6	4,5	247
2016-09-08	1309,1					1313,6	4,5	247
2016-09-09	1309,1					1313,6	4,5	247
2016-09-12	1309,1					1313,6	4,5	247
2016-09-13	1309,1					1313,6	4,5	247
2016-09-14	1309,1					1313,6	4,5	247
2016-09-15	1309,1					1313,6	4,5	247
2016-09-16	1309,1					1313,6	4,5	247
2016-09-19	1309,1					1313,6	4,5	247
2016-09-20	1309,1					1313,6	4,5	247
2016-09-21	1309,1					1313,6	4,5	247
2016-09-22	1309,1					1313,6	4,5	247
2016-09-23	1309,1					1313,6	4,5	247
2016-09-26	1309,1					1313,6	4,5	247
2016-09-27	1309,1					1313,6	4,5	247
2016-09-28	1309,1					1313,6	4,5	247
2016-09-29	1309,1					1313,6	4,5	247
2016-09-30	1309,1					1313,6	4,5	247

**GOLDUD Kontrak September 2016 di bulan  
September 2016**



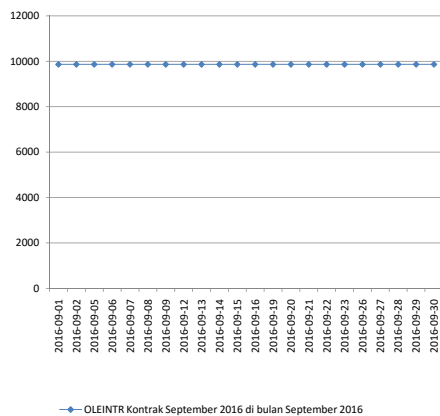
**Transaction Volume GOLDUD Kontrak  
September 2016 di bulan September 2016**



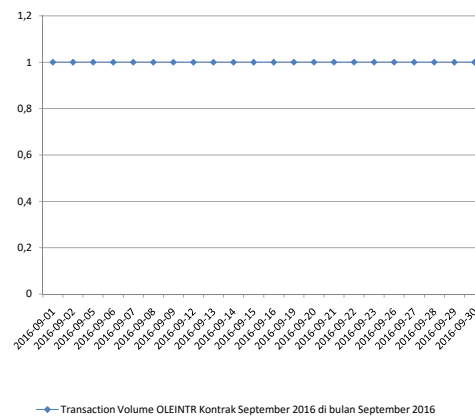
**Informasi Harga Harian dari Bursa Komoditi Derivatif Indonesia**  
**OLEINTR Kontrak September 2016 di bulan September 2016**

Date	Contract Prices (IDR)							Transaction	Open interest
	Previous	Open	High	Low	Last	Settlement	Change		
2016-09-01	9930	9860	9860	9860	9860	9860	-70	1	
2016-09-02	9930	9860	9860	9860	9860	9860	-70	1	
2016-09-05	9930	9860	9860	9860	9860	9860	-70	1	
2016-09-06	9930	9860	9860	9860	9860	9860	-70	1	
2016-09-07	9930	9860	9860	9860	9860	9860	-70	1	
2016-09-08	9930	9860	9860	9860	9860	9860	-70	1	
2016-09-09	9930	9860	9860	9860	9860	9860	-70	1	
2016-09-12	9930	9860	9860	9860	9860	9860	-70	1	
2016-09-13	9930	9860	9860	9860	9860	9860	-70	1	
2016-09-14	9930	9860	9860	9860	9860	9860	-70	1	
2016-09-15	9930	9860	9860	9860	9860	9860	-70	1	
2016-09-16	9930	9860	9860	9860	9860	9860	-70	1	
2016-09-19	9930	9860	9860	9860	9860	9860	-70	1	
2016-09-20	9930	9860	9860	9860	9860	9860	-70	1	
2016-09-21	9930	9860	9860	9860	9860	9860	-70	1	
2016-09-22	9930	9860	9860	9860	9860	9860	-70	1	
2016-09-23	9930	9860	9860	9860	9860	9860	-70	1	
2016-09-26	9930	9860	9860	9860	9860	9860	-70	1	
2016-09-27	9930	9860	9860	9860	9860	9860	-70	1	
2016-09-28	9930	9860	9860	9860	9860	9860	-70	1	
2016-09-29	9930	9860	9860	9860	9860	9860	-70	1	
2016-09-30	9930	9860	9860	9860	9860	9860	-70	1	

**OLEINTR Kontrak September 2016 di bulan September 2016**



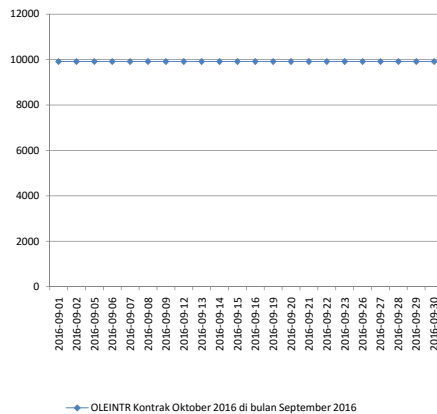
**Transaction Volume OLEINTR Kontrak September 2016 di bulan September 2016**



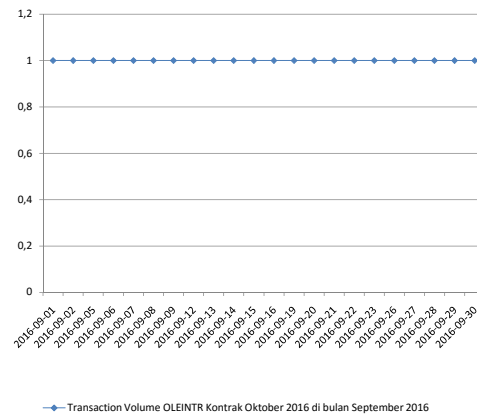
**Informasi Harga Harian dari Bursa Komoditi Derivatif Indonesia**  
**OLEINTR Kontrak Oktober 2016 di bulan September 2016**

Date	Contract Prices (IDR)							Transaction	Open interest
	Previous	Open	High	Low	Last	Settlement	Change		
2016-09-01	9635	9590	9590	9590	9590	9915	280	1	
2016-09-02	9635	9590	9590	9590	9590	9915	280	1	
2016-09-05	9635	9590	9590	9590	9590	9915	280	1	
2016-09-06	9635	9590	9590	9590	9590	9915	280	1	
2016-09-07	9635	9590	9590	9590	9590	9915	280	1	
2016-09-08	9635	9590	9590	9590	9590	9915	280	1	
2016-09-09	9635	9590	9590	9590	9590	9915	280	1	
2016-09-12	9635	9590	9590	9590	9590	9915	280	1	
2016-09-13	9635	9590	9590	9590	9590	9915	280	1	
2016-09-14	9635	9590	9590	9590	9590	9915	280	1	
2016-09-15	9635	9590	9590	9590	9590	9915	280	1	
2016-09-16	9635	9590	9590	9590	9590	9915	280	1	
2016-09-19	9635	9590	9590	9590	9590	9915	280	1	
2016-09-20	9635	9590	9590	9590	9590	9915	280	1	
2016-09-21	9635	9590	9590	9590	9590	9915	280	1	
2016-09-22	9635	9590	9590	9590	9590	9915	280	1	
2016-09-23	9635	9590	9590	9590	9590	9915	280	1	
2016-09-26	9635	9590	9590	9590	9590	9915	280	1	
2016-09-27	9635	9590	9590	9590	9590	9915	280	1	
2016-09-28	9635	9590	9590	9590	9590	9915	280	1	
2016-09-29	9635	9590	9590	9590	9590	9915	280	1	
2016-09-30	9635	9590	9590	9590	9590	9915	280	1	

**OLEINTR Kontrak Oktober 2016 di bulan September 2016**



**Transaction Volume OLEINTR Kontrak Oktober 2016 di bulan September 2016**

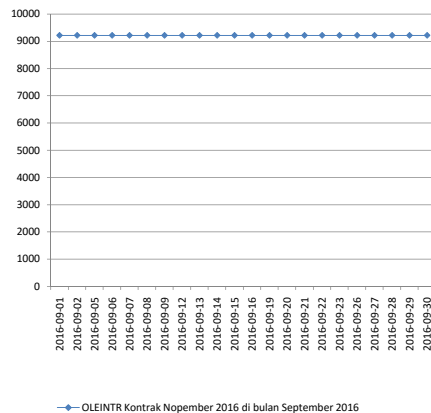




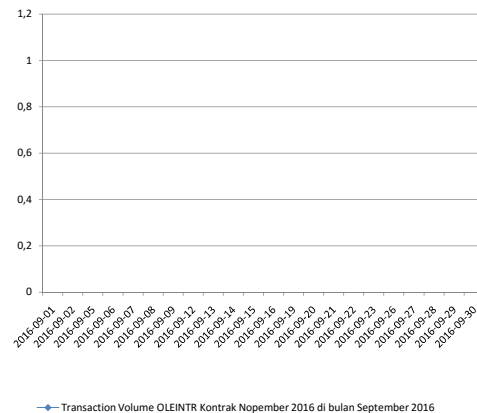
**Informasi Harga Harian dari Bursa Komoditi Derivatif Indonesia**  
**OLEINTR Kontrak Nopember 2016 di bulan September 2016**

Date	Contract Prices (IDR)							Transacti on	Open interest
	Previous	Open	High	Low	Last	Settlement	Change		
2016-09-01	9180					9215	35		
2016-09-02	9180					9215	35		
2016-09-05	9180					9215	35		
2016-09-06	9180					9215	35		
2016-09-07	9180					9215	35		
2016-09-08	9180					9215	35		
2016-09-09	9180					9215	35		
2016-09-12	9180					9215	35		
2016-09-13	9180					9215	35		
2016-09-14	9180					9215	35		
2016-09-15	9180					9215	35		
2016-09-16	9180					9215	35		
2016-09-19	9180					9215	35		
2016-09-20	9180					9215	35		
2016-09-21	9180					9215	35		
2016-09-22	9180					9215	35		
2016-09-23	9180					9215	35		
2016-09-26	9180					9215	35		
2016-09-27	9180					9215	35		
2016-09-28	9180					9215	35		
2016-09-29	9180					9215	35		
2016-09-30	9180					9215	35		

**OLEINTR Kontrak Nopember 2016 di bulan  
September 2016**

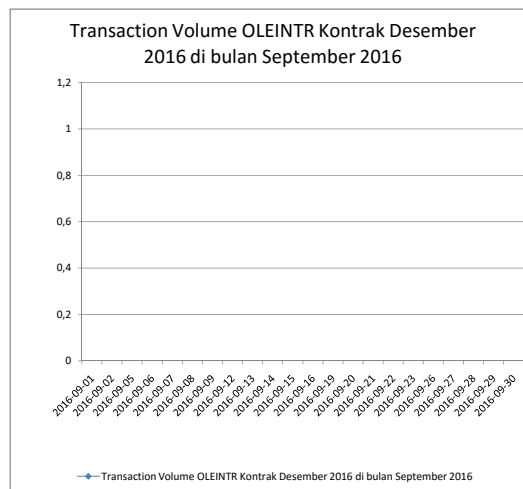
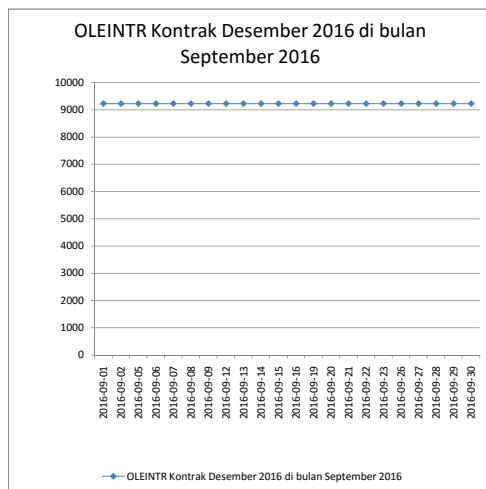


**Transaction Volume OLEINTR Kontrak Nopember  
2016 di bulan September 2016**



**Informasi Harga Harian dari Bursa Komoditi Derivatif Indonesia  
OLEINTR Kontrak Desember 2016 di bulan September 2016**

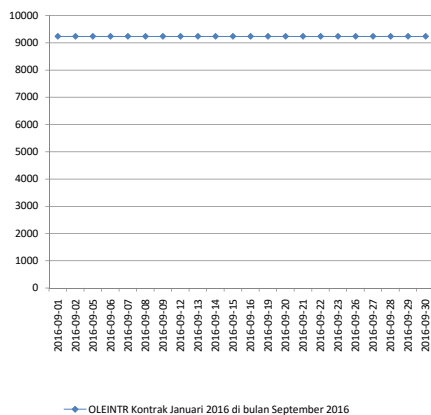
Date	Contract Prices (IDR)							Transacti on	Open interest
	Previous	Open	High	Low	Last	Settlement	Change		
2016-09-01	9180					9225	45		
2016-09-02	9180					9225	45		
2016-09-05	9180					9225	45		
2016-09-06	9180					9225	45		
2016-09-07	9180					9225	45		
2016-09-08	9180					9225	45		
2016-09-09	9180					9225	45		
2016-09-12	9180					9225	45		
2016-09-13	9180					9225	45		
2016-09-14	9180					9225	45		
2016-09-15	9180					9225	45		
2016-09-16	9180					9225	45		
2016-09-19	9180					9225	45		
2016-09-20	9180					9225	45		
2016-09-21	9180					9225	45		
2016-09-22	9180					9225	45		
2016-09-23	9180					9225	45		
2016-09-26	9180					9225	45		
2016-09-27	9180					9225	45		
2016-09-28	9180					9225	45		
2016-09-29	9180					9225	45		
2016-09-30	9180					9225	45		



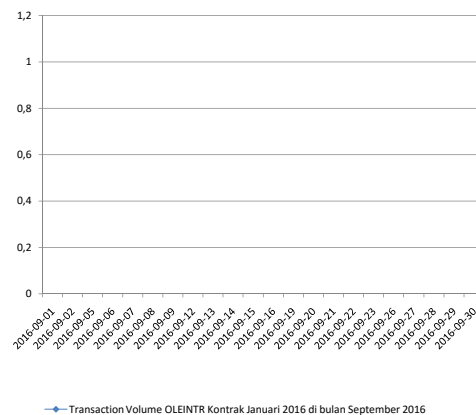
**Informasi Harga Harian dari Bursa Komoditi Derivatif Indonesia**  
**OLEINTR Kontrak Januari 2016 di bulan September 2016**

Date	Contract Prices (IDR)							Transacti on	Open interest
	Previous	Open	High	Low	Last	Settlement	Change		
2016-09-01	9180					9235	55		
2016-09-02	9180					9235	55		
2016-09-05	9180					9235	55		
2016-09-06	9180					9235	55		
2016-09-07	9180					9235	55		
2016-09-08	9180					9235	55		
2016-09-09	9180					9235	55		
2016-09-12	9180					9235	55		
2016-09-13	9180					9235	55		
2016-09-14	9180					9235	55		
2016-09-15	9180					9235	55		
2016-09-16	9180					9235	55		
2016-09-19	9180					9235	55		
2016-09-20	9180					9235	55		
2016-09-21	9180					9235	55		
2016-09-22	9180					9235	55		
2016-09-23	9180					9235	55		
2016-09-26	9180					9235	55		
2016-09-27	9180					9235	55		
2016-09-28	9180					9235	55		
2016-09-29	9180					9235	55		
2016-09-30	9180					9235	55		

**OLEINTR Kontrak Januari 2016 di bulan  
September 2016**



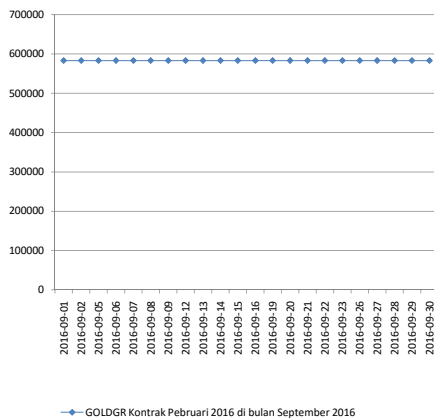
**Transaction Volume OLEINTR Kontrak Januari  
2016 di bulan September 2016**



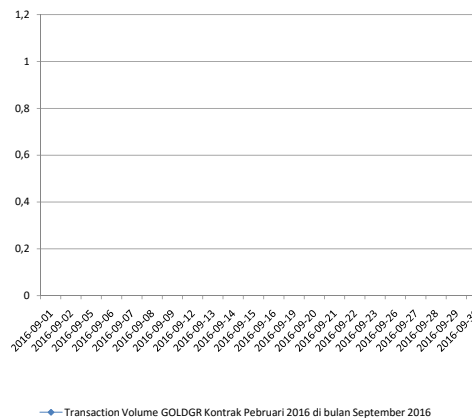
**Informasi Harga Harian dari Bursa Komoditi Derivatif Indonesia**  
**GOLDGR Kontrak Pebruari 2016 di bulan September 2016**

Date	Contract Prices (IDR)							Transacti on	Open interest
	Previous	Open	High	Low	Last	Settlement	Change		
2016-09-01	585100					583000	-2100		
2016-09-02	585100					583000	-2100		
2016-09-05	585100					583000	-2100		
2016-09-06	585100					583000	-2100		
2016-09-07	585100					583000	-2100		
2016-09-08	585100					583000	-2100		
2016-09-09	585100					583000	-2100		
2016-09-12	585100					583000	-2100		
2016-09-13	585100					583000	-2100		
2016-09-14	585100					583000	-2100		
2016-09-15	585100					583000	-2100		
2016-09-16	585100					583000	-2100		
2016-09-19	585100					583000	-2100		
2016-09-20	585100					583000	-2100		
2016-09-21	585100					583000	-2100		
2016-09-22	585100					583000	-2100		
2016-09-23	585100					583000	-2100		
2016-09-26	585100					583000	-2100		
2016-09-27	585100					583000	-2100		
2016-09-28	585100					583000	-2100		
2016-09-29	585100					583000	-2100		
2016-09-30	585100					583000	-2100		

**GOLDGR Kontrak Pebruari 2016 di bulan  
September 2016**



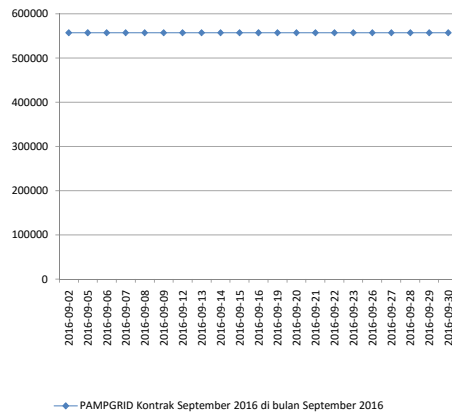
**Transaction Volume GOLDGR Kontrak Pebruari  
2016 di bulan September 2016**



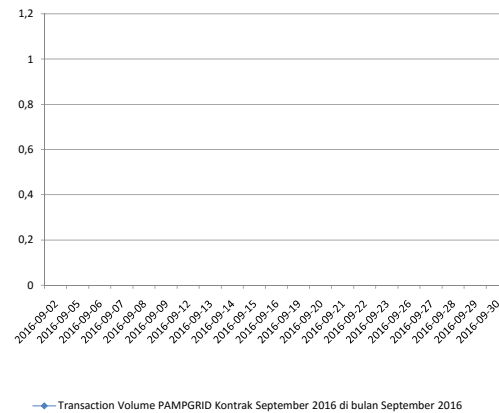
**Informasi Harga Harian dari Bursa Komoditi Derivatif Indonesia**  
**PAMPGRID Kontrak September 2016 di bulan September 2016**

Date	Contract Prices (IDR)							Transaction	Open interest
	Previous	Open	High	Low	Last	Settlement	Change		
2016-09-02	561500					557400	-4100		
2016-09-05	561500					557400	-4100		
2016-09-06	561500					557400	-4100		
2016-09-07	561500					557400	-4100		
2016-09-08	561500					557400	-4100		
2016-09-09	561500					557400	-4100		
2016-09-12	561500					557400	-4100		
2016-09-13	561500					557400	-4100		
2016-09-14	561500					557400	-4100		
2016-09-15	561500					557400	-4100		
2016-09-16	561500					557400	-4100		
2016-09-19	561500					557400	-4100		
2016-09-20	561500					557400	-4100		
2016-09-21	561500					557400	-4100		
2016-09-22	561500					557400	-4100		
2016-09-23	561500					557400	-4100		
2016-09-26	561500					557400	-4100		
2016-09-27	561500					557400	-4100		
2016-09-28	561500					557400	-4100		
2016-09-29	561500					557400	-4100		
2016-09-30	561500					557400	-4100		

**PAMPGRID Kontrak September 2016 di bulan September 2016**

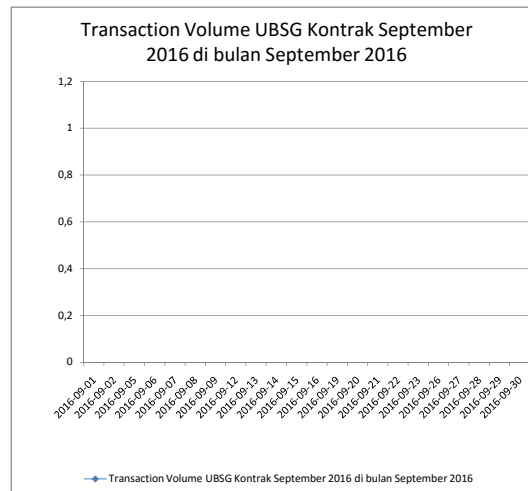
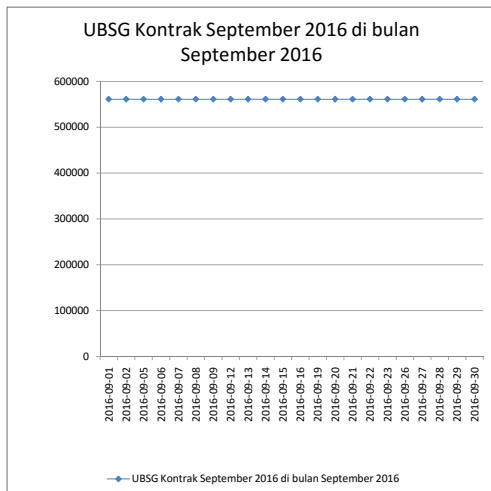


**Transaction Volume PAMPGRID Kontrak September 2016 di bulan September 2016**



**Informasi Harga Harian dari Bursa Komoditi Derivatif Indonesia**  
**UBSG Kontrak September 2016 di bulan September 2016**

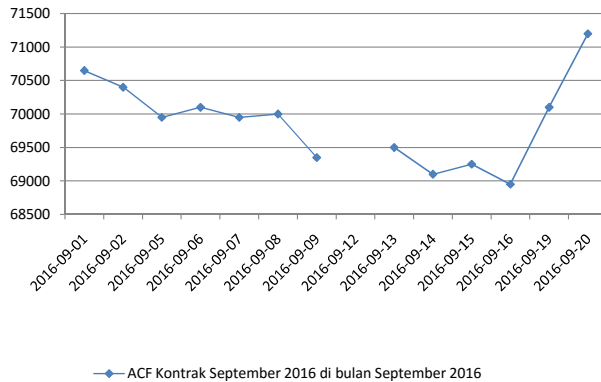
Date	Contract Prices (IDR)							Transacti on	Open interest
	Previous	Open	High	Low	Last	Settlement	Change		
2016-09-01	561000					561000	0		
2016-09-02	561000					561000	0		
2016-09-05	561000					561000	0		
2016-09-06	561000					561000	0		
2016-09-07	561000					561000	0		
2016-09-08	561000					561000	0		
2016-09-09	561000					561000	0		
2016-09-12	561000					561000	0		
2016-09-13	561000					561000	0		
2016-09-14	561000					561000	0		
2016-09-15	561000					561000	0		
2016-09-16	561000					561000	0		
2016-09-19	561000					561000	0		
2016-09-20	561000					561000	0		
2016-09-21	561000					561000	0		
2016-09-22	561000					561000	0		
2016-09-23	561000					561000	0		
2016-09-26	561000					561000	0		
2016-09-27	561000					561000	0		
2016-09-28	561000					561000	0		
2016-09-29	561000					561000	0		
2016-09-30	561000					561000	0		



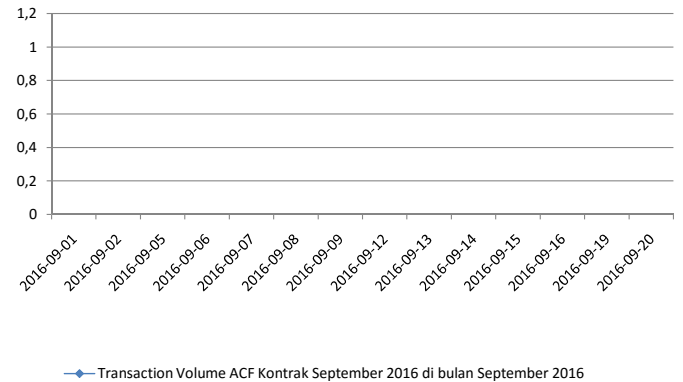
**Informasi Harga Harian dari Bursa Berjangka Jakarta**  
**ACF Kontrak September 2016 di bulan September 2016**

Date	Contract Prices (IDR)							Transaction Volume	Open interest
	Previous	Open	High	Low	Last	Settlement	Change		
2016-09-01	68800					70650			
2016-09-02	70650					70400			
2016-09-05	70400					69950			
2016-09-06	69950					70100			
2016-09-07	70100					69950			
2016-09-08	69950					70000			
2016-09-09	70000					69350			
2016-09-12	69350								
2016-09-13	69350					69500			
2016-09-14	69500					69100			
2016-09-15	69100					69250			
2016-09-16	69250					68950			
2016-09-19	68950					70100			
2016-09-20	70100					71200			

**ACF Kontrak September 2016 di bulan September 2016**



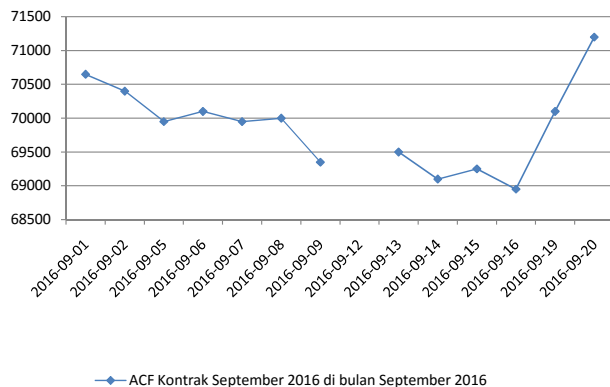
**Transaction Volume ACF Kontrak September 2016 di bulan September 2016**



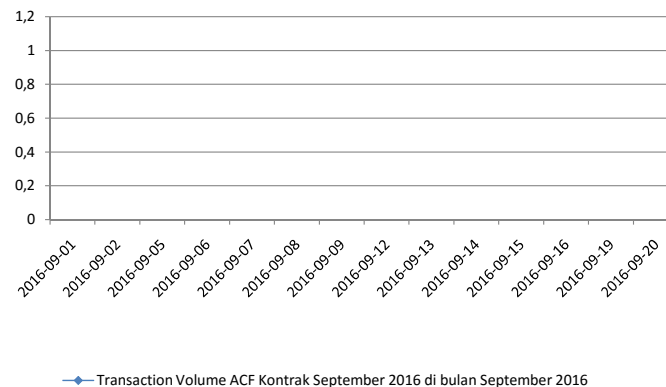
**Informasi Harga Harian dari Bursa Berjangka Jakarta**  
**ACF Kontrak September 2016 di bulan September 2016**

Date	Contract Prices (IDR)							Transaction Volume	Open interest
	Previous	Open	High	Low	Last	Settlement	Change		
2016-09-01	68800					70650			
2016-09-02	70650					70400			
2016-09-05	70400					69950			
2016-09-06	69950					70100			
2016-09-07	70100					69950			
2016-09-08	69950					70000			
2016-09-09	70000					69350			
2016-09-12	69350								
2016-09-13	69350					69500			
2016-09-14	69500					69100			
2016-09-15	69100					69250			
2016-09-16	69250					68950			
2016-09-19	68950					70100			
2016-09-20	70100					71200			

**ACF Kontrak September 2016 di bulan September 2016**



**Transaction Volume ACF Kontrak September 2016 di bulan September 2016**

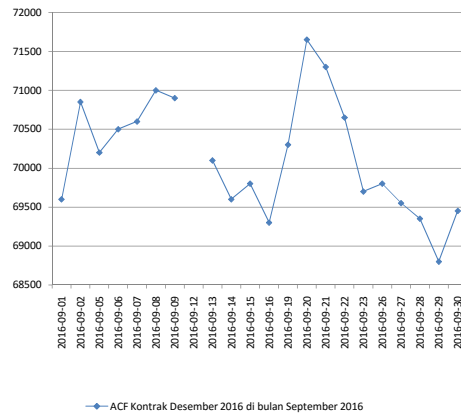




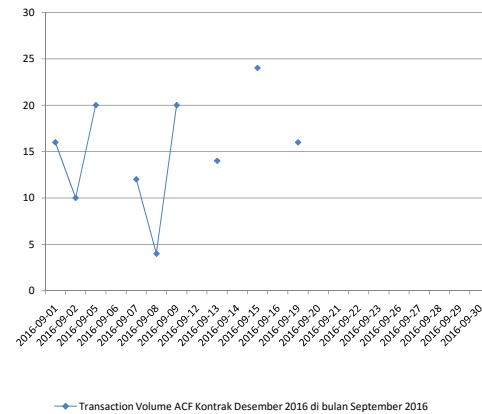
**Informasi Harga Harian dari Bursa Berjangka Jakarta  
ACF Kontrak Desember 2016 di bulan September 2016**

Date	Contract Prices (IDR)							Transacti on	Open interest
	Previous	Open	High	Low	Last	Settlement	Change		
2016-09-01	69250	69400	69800	69350		69600	500	16	
2016-09-02	69600	70650	71050	70650		70850	1450	10	
2016-09-05	70850	70000	70400	69950		70200	-550	20	
2016-09-06	70200					70500			
2016-09-07	70500	70400	70800	70350		70600	250	12	
2016-09-08	70600	70800	71200	70800		71000	550	4	
2016-09-09	71000	70650	71100	70650		70900	100	20	
2016-09-12	70900								
2016-09-13	70900	70300	70300	69850		70100	-650	14	
2016-09-14	70100					69600			
2016-09-15	69600	69650	70000	69550		69800	350	24	
2016-09-16	69800					69300			
2016-09-19	69300	70100	70500	70050		70300	1200	16	
2016-09-20	70300					71650			
2016-09-21	71650					71300			
2016-09-22	71300					70650			
2016-09-23	70650					69700			
2016-09-26	69700					69800			
2016-09-27	69800					69550			
2016-09-28	69550					69350			
2016-09-29	69350					68800			
2016-09-30	68800					69450			

ACF Kontrak Desember 2016 di bulan  
September 2016



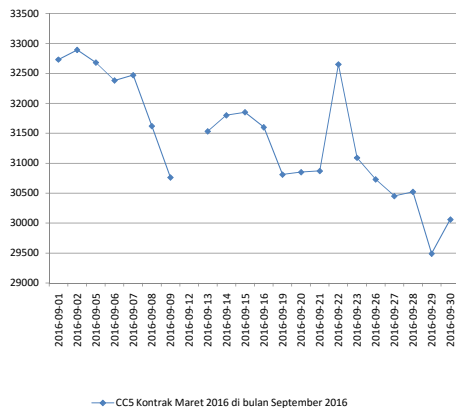
Transaction Volume ACF Kontrak Desember 2016  
di bulan September 2016



**Informasi Harga Marian dari Bursa Berjangka Jakarta  
CC5 Kontrak Maret 2016 di bulan September 2016**

Date	Contract Prices (IDR)							Transacti on	Open interest
	Previous	Open	High	Low	Last	Settlement	Change		
2016-09-01	33160	32730		32730		32730	-430	6	
2016-09-02	32730					32890		6	
2016-09-05	32890					32680		6	
2016-09-06	32680	32380	32380	32380		32380	-300	6	
2016-09-07	32380	32470	32470	32470		32470	90	6	
2016-09-08	32470	31620	31620	31620		31620	-850	6	
2016-09-09	31620	30760	30760	30760		30760	-860	6	
2016-09-12	30760								
2016-09-13	30760	31530	31530	31530		31530	770	6	
2016-09-14	31530	31800	31800	31800		31800	270	6	
2016-09-15	31800	31850	31850	31850		31850	50	6	
2016-09-16	31850	31600	31600	31600		31600	-250	6	
2016-09-19	31600	30810	30810	30810		30810	-790	6	
2016-09-20	30810	30850	30850	30850		30850	40	6	
2016-09-21	30850	30870	30870	30870		30870	20	6	
2016-09-22	30870	32650	32650	32650		32650	1780	6	
2016-09-23	32650	31090	31090	31090		31090	-1560	6	
2016-09-26	31090	30730	30730	30730		30730	-360	6	
2016-09-27	30730	30450	30450	30450		30450	-280	6	
2016-09-28	30450	30520	30520	30520		30520	70	6	
2016-09-29	30520	29490	29490	29490		29490	-1030	6	
2016-09-30	29490	30060	30060	30060		30060	570	6	

**CC5 Kontrak Maret 2016 di bulan September  
2016**



**Transaction Volume CC5 Kontrak Maret 2016 di  
bulan September 2016**

